



826 21 ½ Road
Grand Junction, CO 81505
T: 970.263.7800
F: 970.263.7456

September 5, 2006

EnCana Oil & Gas (USA) Inc.
370 17th St., Suite 1700
Denver, CO 80202
Attn: Mr. Chris Williams

Dear Mr. Williams:

Cordilleran Compliance Services, Inc. (Cordilleran) has been retained by EnCana Oil & Gas (USA) Inc. to perform technical environmental services including; quarterly groundwater and surface water assessment and remediation of groundwater that has been impacted by dissolved phase volatile hydrocarbons comprised primarily of methane and benzene in the area of the West Divide Creek Gas Seep (Figure 1).

Executive Summary

The objective of the continued operation of the remediation system and quarterly water sampling is to mitigate and control migration of the dissolved phase hydrocarbons in the down gradient direction and into nearby Divide Creek; and surrounding area groundwater wells and to treat the source of the hydrocarbons.

This report summarizes sampling results of surface water and groundwater samples collected in June at the seep site in a continued effort to monitor the possible migration of the benzene plume prior to the COGCC staff rendering a decision on the reduction of the sampling frequency. Samples collected during this period were analyzed by Evergreen Analytical Laboratory (EAL) of Wheat Ridge, CO for BTEX/MTBE using EPA method 8021, and dissolved methane using method RSK 175M.

Analytes to be included in addition to BTEX/MTBE and dissolved methane in the September sampling event are: total dissolved solids (TDS), pH, specific conductance, chloride (Cl), sodium (Na), isotopic methane gas determination (where dissolved gasses is sufficient), and the existing list of field parameters (temperature, specific conductance, dissolved oxygen, pH, total dissolved solids, and turbidity)

Groundwater Status

Groundwater samples and field parameters were collected from June 12, 2006 through June 13, 2006 from monitoring wells (MW-1, 2, 4, 6-9, 11-27) (Figure 1). Prior to sample collection, static water levels were measured in monitoring wells to within 0.01 feet (ft) from the top of the

PVC casing using an electronic water level indicator. Groundwater elevations are graphically illustrated in Figure 2. The hydraulic gradient was determined to be 3.1×10^{-2} ft/ft. A total of three casing volumes were removed prior to sampling each well using dedicated disposable bailers with bottom loading valve assemblies. Field parameters were obtained at the completion of purging activities (Table 1). Groundwater samples were collected following field parameter measurements. Groundwater samples were placed in the appropriate sample containers provided by EAL, labeled, stored on ice, and delivered under chain-of-custody procedures to EAL. Groundwater was analyzed for BTEX/MTBE and dissolved methane.

Benzene

Monitoring wells 2, 4, 9 and 12 have benzene concentrations of $280 \mu\text{g}/\text{l}$, $220 \mu\text{g}/\text{l}$, $8.6 \mu\text{g}/\text{l}$ and $1.2 \mu\text{g}/\text{l}$ respectively. Monitoring wells 2, 4 and 9 have benzene concentrations exceeding the Colorado Oil & Gas Conservation (COGCC) ground water standard of $5 \mu\text{g}/\text{l}$. The laboratory results for benzene concentrations for each monitoring well are summarized in Table 2. Benzene concentrations are graphically illustrated in Figure 3. Benzene was not detected in monitoring wells 1, 6, 7, 8, 11, 13, 14, 15, 16, 17, 18, 19, 20, 21, 22, 23, 24, 25, 26 and 27. The size of the area underlain by groundwater that is impacted by benzene at concentrations above $1.0 \mu\text{g}/\text{l}$ is approximately 89,428 ft^2 .

Toluene

Toluene was not detected in Divide Creek monitoring wells during the June quarter of 2006 (Table 3).

Ethylbenzene

Ethylbenzene was present in monitoring well 2 and monitoring well 4 at concentrations of $11 \mu\text{g}/\text{l}$ and $8.3 \mu\text{g}/\text{l}$ respectively. These concentrations are below the COGCC groundwater standard of $680 \mu\text{g}/\text{l}$. Ethylbenzene was not detected in any other monitoring wells (Table 4).

Total Xylenes

Total Xylenes were present in monitoring wells 2, 4 and 9 at concentrations of $93 \mu\text{g}/\text{l}$, $74 \mu\text{g}/\text{l}$ and $5.3 \mu\text{g}/\text{l}$ respectively. These concentrations are far below the COGCC basic groundwater standard of $10,000 \mu\text{g}/\text{l}$. Total xylenes were not detected in the remaining monitoring wells. The laboratory results for total xylenes concentrations are summarized in Table 5.

MTBE

Laboratory results indicate that MTBE (methyl tertiary-butyl ether) was not present above the detectable limit in the groundwater samples collected in the monitoring area during the June quarter of 2006 (Table 6).

Dissolved Methane

Dissolved methane was detected in all monitoring wells except monitoring well 24 and monitoring well 27. Total dissolved methane is summarized in Table 7. In general the highest concentrations of dissolved methane in the groundwater are located near the seep. Dissolved methane concentrations are graphically illustrated in Figure 4.

Surface-Water Quality

Cordilleran collected eight surface water samples (DCS-1-8) and field parameters (temperature, specific conductance, dissolved oxygen, pH, total dissolved solids, and turbidity) from the West Divide Creek stream (Table 8). Surface water samples were placed in the appropriate sample containers provided by EAL, labeled, stored on ice, and delivered under strict chain-of-custody procedures to EAL, Wheat Ridge, Colorado. Surface water was analyzed for BTEX/MTBE and dissolved methane.

Laboratory results indicate that BTEX/MTBE compounds were not detected in any of the Divide Creek surface water samples (Tables 9-13) Dissolved methane was detected in all eight samples; all with concentrations measuring less than 0.02 mg / l (Table 14).

QA/QC

Laboratory and field quality assurance and quality control (QA/QC) consisted of analyzing duplicate samples, matrix spikes and duplicate analyses. For quality assurance, duplicate water samples were acquired at an approximate rate of 1 for every 10 samples. In addition replicate/split samples were also obtained at an approximate rate of 1 for every 10 samples. Replicate/split samples were sent to ESN Rocky Mountain, Golden, Colorado. During the June quarter of 2006 three duplicate and three replicate/split samples were obtained. Analytical results indicate insignificant differences between actual and replicate samples.

Divide Creek Seep Status

The air sparge remediation system has operated nearly continuously throughout the quarter. Since the start up of the system in April of 2004, the number of wells with benzene concentrations above the maximum contaminant level (MCL) in the area has been reduced to 3. The size of the area underlain by groundwater that is impacted by benzene at concentrations above $1.0 \mu\text{g}/\text{l}$ has been reduced from 134,974 ft^2 in June of 2005 to approximately 89,428 ft^2 in June of 2006, a total reduction of 45,545 ft^2 . Presently, all samples collected during the June 2006 located within and downgradient of the system do not have any benzene concentrations above the MCL. All wells with benzene concentrations above the MCL are located upgradient of the system. Benzene greater than $1.0 \mu\text{g}/\text{l}$ in the groundwater is primarily located within 300 feet of the seep. BTEX/MTBE was not detected in the surface water samples. Dissolved methane was not detected above 0.02 mg/l in the surface water samples. Dissolved methane in the groundwater greater than $1.0 \text{mg}/\text{l}$ is predominantly found within 200 feet of the seep. Dissolved oxygen readings have increased since the implementation of the remediation system. Therefore, the remediation system has been effectively mitigating the plume.

Cordilleran appreciates the opportunity to provide services to EnCana Oil & Gas (USA) Inc. If you have any questions or concerns regarding this information, please contact our offices.

Sincerely,
Cordilleran Compliance Services, Inc.



Dion Plsek, P.E.
Principal Engineer

Enclosures

TABLES

SiteID	Date	SampleID	pH, Field (SU)	SpCond, Field (mS/cm)	TDS, Field (g/L)	Temp, Field (°C)	Turbidity, Field (NTU)	DO, Field (mg/L)	DO (%)
MW01	12-Jun-06	061206-MW1	7.39	1.305	0.8	13.52	1089	1.29	15
MW02	12-Jun-06	061206-MW2	7.47	0.733	0.5	14.49	1164	0.88	10.3
MW04	12-Jun-06	061206-MW4	7.78	0.713	0.5	14	184	0.77	8.6
MW06	12-Jun-06	061206-MW6	6.81	1.424	0.9	11.72	1082	2.16	24.2
MW07	12-Jun-06	061206-MW7	7.41	1.189	0.8	12.66	1340	3.3	37.9
MW08	12-Jun-06	061206-MW08	7.37	1.189	0.8	13.33	508	1.36	15.7
MW09	12-Jun-06	061206-MW9	7.43	0.701	0.5	11.43	334	1.87	20.6
MW11	12-Jun-06	061206-MW11	7.19	0.562	0.4	7.98	206	2.9	29.5
MW12	12-Jun-06	061206-MW12	7.17	0.849	0.5	9.14	72.1	2.19	23.1
MW13	12-Jun-06	061206-MW13	7.54	0.935	0.6	14.13	2000	1.86	21.7
MW14	12-Jun-06	061206-MW14	7.21	0.643	0.4	11.32	2000	1.51	16.7
MW15	12-Jun-06	061206-MW15	7.58	0.605	0.4	8.38	257	3.58	36.7
MW16	12-Jun-06	061206-MW16	2.93	0.933	0.6	12.56	91.6	1.05	12.1
MW17	12-Jun-06	061206-MW17	7.57	1.302	0.8	14.87	1093	1.28	15.4
MW18	13-Jun-06	061306-MW18(Split)	8.65	0.716	0.5	10.21	225	2.31	26.2
MW18	13-Jun-06	061306-MW18	8.65	0.716	0.5	10.21	225	2.31	26.2
MW18	13-Jun-06	061306-XY(Dup)	8.65	0.716	0.5	10.21	225	2.31	26.2
MW19	12-Jun-06	061206-MW19	7.19	0.688	0.4	13.02	33.3	1.23	13.8
MW20	13-Jun-06	061306-MW20	8.42	1.85	0.3	8.97	653	2.24	25.1
MW21	13-Jun-06	061306-MW21	8.81	1.149	0.7	9.55	908	2.21	24.7
MW22	13-Jun-06	061306-MW22	8.42	1.208	0.8	8.8	939	2.33	25.5
MW23	13-Jun-06	061306-MW23	8.86	1.468	0.9	9.48	2000	2.53	28.1
MW24	13-Jun-06	061306-MW24	8.67	0.705	0.5	10.38	455	9.27	48.4
MW25	12-Jun-06	061206-MW25	7.5	0.536	0.3	7.92	253	2.73	30
MW26	13-Jun-06	061306-MW26(Split)	8.57	0.786	0.5	10.37	5999	1.95	22.1
MW26	13-Jun-06	061306-MW00(Dup)	8.57	0.786	0.5	10.37	5999	1.95	22.1
MW26	13-Jun-06	061306-MW26	8.57	0.786	0.5	10.37	5999	1.95	22.1
MW27	13-Jun-06	061306-MW27	8.88	1.025	0.7	11.75	219	2.31	26.8

Table 1 (Divide Creek monitoring wells field parameters)

SiteID	Date	SampleID	Benzene (µg/L)	BenzeneDL (µg/L)
MW01	12-Jun-06	061206-MW1	Non Detect	1
MW02	12-Jun-06	061206-MW2	280	5
MW04	12-Jun-06	061206-MW4	220	1
MW06	12-Jun-06	061206-MW6	Non Detect	1
MW07	12-Jun-06	061206-MW7	Non Detect	1
MW08	12-Jun-06	061206-MW08	Non Detect	1
MW09	12-Jun-06	061206-MW9	8.6	1
MW11	12-Jun-06	061206-MW11	Non Detect	1
MW12	12-Jun-06	061206-MW12	1.2	1
MW13	12-Jun-06	061206-MW13	Non Detect	1
MW14	12-Jun-06	061206-MW14	Non Detect	1
MW15	12-Jun-06	061206-MW15	Non Detect	1
MW16	12-Jun-06	061206-MW16	Non Detect	1
MW17	12-Jun-06	061206-MW17	Non Detect	1
MW18	13-Jun-06	061306-MW18(Split)	Non Detect	0.5
MW18	13-Jun-06	061306-MW18	Non Detect	1
MW18	13-Jun-06	061306-XY(Dup)	Non Detect	1
MW19	12-Jun-06	061206-MW19	Non Detect	1
MW20	13-Jun-06	061306-MW20	Non Detect	1
MW21	13-Jun-06	061306-MW21	Non Detect	1
MW22	13-Jun-06	061306-MW22	Non Detect	1
MW23	13-Jun-06	061306-MW23	Non Detect	1
MW24	13-Jun-06	061306-MW24	Non Detect	1
MW25	12-Jun-06	061206-MW25	Non Detect	1
MW26	13-Jun-06	061306-MW26(Split)	Non Detect	0.5
MW26	13-Jun-06	061306-MW00(Dup)	Non Detect	1
MW26	13-Jun-06	061306-MW26	Non Detect	1
MW27	13-Jun-06	061306-MW27	Non Detect	1

Table 2 (Divide Creek monitoring wells results for Benzene concentrations)

SiteID	Date	SampleID	Toluene (µg/L)	TolueneDL (µg/L)
MW01	12-Jun-06	061206-MW1	Non Detect	2
MW02	12-Jun-06	061206-MW2	Non Detect	2
MW04	12-Jun-06	061206-MW4	Non Detect	2
MW06	12-Jun-06	061206-MW6	Non Detect	2
MW07	12-Jun-06	061206-MW7	Non Detect	2
MW08	12-Jun-06	061206-MW08	Non Detect	2
MW09	12-Jun-06	061206-MW9	Non Detect	2
MW11	12-Jun-06	061206-MW11	Non Detect	2
MW12	12-Jun-06	061206-MW12	Non Detect	2
MW13	12-Jun-06	061206-MW13	Non Detect	2
MW14	12-Jun-06	061206-MW14	Non Detect	2
MW15	12-Jun-06	061206-MW15	Non Detect	2
MW16	12-Jun-06	061206-MW16	Non Detect	2
MW17	12-Jun-06	061206-MW17	Non Detect	2
MW18	13-Jun-06	061306-MW18(Split)	Non Detect	0.5
MW18	13-Jun-06	061306-MW18	Non Detect	2
MW18	13-Jun-06	061306-XY(Dup)	Non Detect	2
MW19	12-Jun-06	061206-MW19	Non Detect	2
MW20	13-Jun-06	061306-MW20	Non Detect	2
MW21	13-Jun-06	061306-MW21	Non Detect	2
MW22	13-Jun-06	061306-MW22	Non Detect	2
MW23	13-Jun-06	061306-MW23	Non Detect	2
MW24	13-Jun-06	061306-MW24	Non Detect	2
MW25	12-Jun-06	061206-MW25	Non Detect	2
MW26	13-Jun-06	061306-MW26(Split)	Non Detect	0.5
MW26	13-Jun-06	061306-MW00(Dup)	Non Detect	2
MW26	13-Jun-06	061306-MW26	Non Detect	2
MW27	13-Jun-06	061306-MW27	Non Detect	2

Table 3 (Divide Creek monitoring wells results for Toluene concentrations)

SiteID	Date	SampleID	Ethylbenzene (µg/L)	EthylbenzeneDL(µg/L)
MW01	12-Jun-06	061206-MW1	Non Detect	2
MW02	12-Jun-06	061206-MW2	11	2
MW04	12-Jun-06	061206-MW4	8.3	2
MW06	12-Jun-06	061206-MW6	Non Detect	2
MW07	12-Jun-06	061206-MW7	Non Detect	2
MW08	12-Jun-06	061206-MW08	Non Detect	2
MW09	12-Jun-06	061206-MW9	Non Detect	2
MW11	12-Jun-06	061206-MW11	Non Detect	2
MW12	12-Jun-06	061206-MW12	Non Detect	2
MW13	12-Jun-06	061206-MW13	Non Detect	2
MW14	12-Jun-06	061206-MW14	Non Detect	2
MW15	12-Jun-06	061206-MW15	Non Detect	2
MW16	12-Jun-06	061206-MW16	Non Detect	2
MW17	12-Jun-06	061206-MW17	Non Detect	2
MW18	13-Jun-06	061306-MW18(Split)	Non Detect	0.5
MW18	13-Jun-06	061306-MW18	Non Detect	2
MW18	13-Jun-06	061306-XY(Dup)	Non Detect	2
MW19	12-Jun-06	061206-MW19	Non Detect	2
MW20	13-Jun-06	061306-MW20	Non Detect	2
MW21	13-Jun-06	061306-MW21	Non Detect	2
MW22	13-Jun-06	061306-MW22	Non Detect	2
MW23	13-Jun-06	061306-MW23	Non Detect	2
MW24	13-Jun-06	061306-MW24	Non Detect	2
MW25	12-Jun-06	061206-MW25	Non Detect	2
MW26	13-Jun-06	061306-MW26(Split)	Non Detect	0.5
MW26	13-Jun-06	061306-MW00(Dup)	Non Detect	2
MW26	13-Jun-06	061306-MW26	Non Detect	2
MW27	13-Jun-06	061306-MW27	Non Detect	2

Table 4 (Divide Creek monitoring wells results for Ethylbenzene concentrations)

SiteID	Date	SampleID	mp-Xylene (µg/L)	mp-XyleneDL (µg/L)	o-Xylene (µg/L)	o-XyleneDL (µg/L)
MW01	12-Jun-06	061206-MW1	Non Detect	2	Non Detect	2
MW02	12-Jun-06	061206-MW2	81	2	12	2
MW04	12-Jun-06	061206-MW4	63	2	11	2
MW06	12-Jun-06	061206-MW6	Non Detect	2	Non Detect	2
MW07	12-Jun-06	061206-MW7	Non Detect	2	Non Detect	2
MW08	12-Jun-06	061206-MW08	Non Detect	2	Non Detect	2
MW09	12-Jun-06	061206-MW9	5.3	2	Non Detect	2
MW11	12-Jun-06	061206-MW11	Non Detect	2	Non Detect	2
MW12	12-Jun-06	061206-MW12	Non Detect	2	Non Detect	2
MW13	12-Jun-06	061206-MW13	Non Detect	2	Non Detect	2
MW14	12-Jun-06	061206-MW14	Non Detect	2	Non Detect	2
MW15	12-Jun-06	061206-MW15	Non Detect	2	Non Detect	2
MW16	12-Jun-06	061206-MW16	Non Detect	2	Non Detect	2
MW17	12-Jun-06	061206-MW17	Non Detect	2	Non Detect	2
MW18	13-Jun-06	061306-MW18(Split)	Non Detect	1	Non Detect	0.5
MW18	13-Jun-06	061306-MW18	Non Detect	2	Non Detect	2
MW18	13-Jun-06	061306-XY(Dup)	Non Detect	2	Non Detect	2
MW19	12-Jun-06	061206-MW19	Non Detect	2	Non Detect	2
MW20	13-Jun-06	061306-MW20	Non Detect	2	Non Detect	2
MW21	13-Jun-06	061306-MW21	Non Detect	2	Non Detect	2
MW22	13-Jun-06	061306-MW22	Non Detect	2	Non Detect	2
MW23	13-Jun-06	061306-MW23	Non Detect	2	Non Detect	2
MW24	13-Jun-06	061306-MW24	Non Detect	2	Non Detect	2
MW25	12-Jun-06	061206-MW25	Non Detect	2	Non Detect	2
MW26	13-Jun-06	061306-MW26(Split)	Non Detect	1	Non Detect	0.5
MW26	13-Jun-06	061306-MW00(Dup)	Non Detect	2	Non Detect	2
MW26	13-Jun-06	061306-MW26	Non Detect	2	Non Detect	2
MW27	13-Jun-06	061306-MW27	Non Detect	2	Non Detect	2

Table 5 (Divide Creek monitoring wells results for Total Xylenes concentrations)

SiteID	Date	SampleID	MTBE (µg/L)	MTBE-DL (µg/L)
MW01	12-Jun-06	061206-MW1	Not Detect	4
MW02	12-Jun-06	061206-MW2	Not Detect	4
MW04	12-Jun-06	061206-MW4	Not Detect	4
MW06	12-Jun-06	061206-MW6	Not Detect	4
MW07	12-Jun-06	061206-MW7	Not Detect	4
MW08	12-Jun-06	061206-MW08	Not Detect	4
MW09	12-Jun-06	061206-MW9	Not Detect	4
MW11	12-Jun-06	061206-MW11	Not Detect	4
MW12	12-Jun-06	061206-MW12	Not Detect	4
MW13	12-Jun-06	061206-MW13	Not Detect	4
MW14	12-Jun-06	061206-MW14	Not Detect	4
MW15	12-Jun-06	061206-MW15	Not Detect	4
MW16	12-Jun-06	061206-MW16	Not Detect	4
MW17	12-Jun-06	061206-MW17	Not Detect	4
MW18	13-Jun-06	061306-MW18(Split)	Not Detect	0.5
MW18	13-Jun-06	061306-MW18	Not Detect	4
MW18	13-Jun-06	061306-XY(Dup)	Not Detect	4
MW19	12-Jun-06	061206-MW19	Not Detect	4
MW20	13-Jun-06	061306-MW20	Not Detect	4
MW21	13-Jun-06	061306-MW21	Not Detect	4
MW22	13-Jun-06	061306-MW22	Not Detect	4
MW23	13-Jun-06	061306-MW23	Not Detect	4
MW24	13-Jun-06	061306-MW24	Not Detect	4
MW25	12-Jun-06	061206-MW25	Not Detect	4
MW26	13-Jun-06	061306-MW26(Split)	Not Detect	0.5
MW26	13-Jun-06	061306-MW00(Dup)	Not Detect	4
MW26	13-Jun-06	061306-MW26	Not Detect	4
MW27	13-Jun-06	061306-MW27	Not Detect	4

Table 6 (Divide Creek monitoring wells results for MTBE concentrations)

SiteID	Date	SampleID	Methane (mg/L)	methaneDL (mg/L)
MW01	12-Jun-06	061206-MW1	0.011	0.0008
MW02	12-Jun-06	061206-MW2	12	0.04
MW04	12-Jun-06	061206-MW4	9.2	0.04
MW06	12-Jun-06	061206-MW6	0.0026	0.0008
MW07	12-Jun-06	061206-MW7	0.0037	0.0008
MW08	12-Jun-06	061206-MW08	0.13	0.0008
MW09	12-Jun-06	061206-MW9	10	0.04
MW11	12-Jun-06	061206-MW11	0.043	0.0008
MW12	12-Jun-06	061206-MW12	2.1	0.016
MW13	12-Jun-06	061206-MW13	2.8	0.016
MW14	12-Jun-06	061206-MW14	7	0.04
MW15	12-Jun-06	061206-MW15	0.01	0.0008
MW16	12-Jun-06	061206-MW16	0.042	0.0008
MW17	12-Jun-06	061206-MW17	2.6	0.016
MW18	13-Jun-06	061306-MW18(Split)	1.46	0.000068
MW18	13-Jun-06	061306-MW18	1.4	0.016
MW18	13-Jun-06	061306-XY(Dup)	1.2	0.016
MW19	12-Jun-06	061206-MW19	1.3	0.016
MW20	13-Jun-06	061306-MW20	0.00855	0.0008
MW21	13-Jun-06	061306-MW21	0.0032	0.0008
MW22	13-Jun-06	061306-MW22	0.0014	0.0008
MW23	13-Jun-06	061306-MW23	0.92	0.016
MW24	13-Jun-06	061306-MW24	Non Detect	0.0008
MW25	12-Jun-06	061206-MW25	0.06	0.0008
MW26	13-Jun-06	061306-MW26(Split)	0.767	0.000068
MW26	13-Jun-06	061306-MW00(Dup)	0.74	0.008
MW26	13-Jun-06	061306-MW26	0.63	0.008
MW27	13-Jun-06	061306-MW27	Non Detect	0.0008

Table 7 (Divide Creek monitoring wells results for Dissolved Methane concentrations)

SiteID	Date	SampleID	pH, Field (SU)	SpCond, Field (mS/cm)	TDS, Field (g/L)	Temp, Field (°C)	Turbidity, Field (NTU)	DO, Field (mg/L)	DO (%)
DCS1	13-Jun-06	061306-DCS1	8.63	0.413	0.3	15.35	7.6	8.53	103.8
DCS2	13-Jun-06	061306-DCS2	8.54	0.43	0.3	15.09	56.6	7.9	95.6
DCS3	13-Jun-06	061306-DCS3	8.68	0.415	0.3	15.61	46.3	8.05	98.9
DCS4	13-Jun-06	061306-DCS4	8.64	0.414	0.3	15.78	113	8.16	100.3
DCS5	13-Jun-06	061306-DCS5	8.7	0.417	0.3	15.91	42.7	7.97	98.1
DCS5	13-Jun-06	061306-DCS5(Split)	8.7	0.417	0.3	15.91	42.7	7.97	98.1
DCS6	13-Jun-06	061306-DCS6	8.75	0.42	0.3	16.01	51.7	8	98.8
DCS7	13-Jun-06	061306-DCS7	8.72	0.42	0.3	16.13	40.9	7.91	97.9
DCS8	13-Jun-06	061306-DCS8	8.74	0.42	0.3	16.33	42.3	7.83	97.4
DCS8	13-Jun-06	061306-YZ(Dup)	8.74	0.42	0.3	16.33	42.3	7.83	97.4

Table 8 (Divide Creek surface water results for Dissolved Methane concentrations)

SiteID	Date	SampleID	Benzene (µg/L)	BenzeneDL (µg/L)
DCS1	13-Jun-06	061306-DCS1	Non Detect	1
DCS2	13-Jun-06	061306-DCS2	Non Detect	1
DCS3	13-Jun-06	061306-DCS3	Non Detect	1
DCS4	13-Jun-06	061306-DCS4	Non Detect	1
DCS5	13-Jun-06	061306-DCS5	Non Detect	1
DCS5	13-Jun-06	061306-DCS5(Split)	Non Detect	0.5
DCS6	13-Jun-06	061306-DCS6	Non Detect	1
DCS7	13-Jun-06	061306-DCS7	Non Detect	1
DCS8	13-Jun-06	061306-DCS8	Non Detect	1
DCS8	13-Jun-06	061306-YZ(Dup)	Non Detect	1

Table 9 (Divide Creek Surface water results Benzene concentrations)

SiteID	Date	SampleID	Toluene (µg/L)	TolueneDL (µg/L)
DCS1	13-Jun-06	061306-DCS1	Non Detect	2
DCS2	13-Jun-06	061306-DCS2	Non Detect	2
DCS3	13-Jun-06	061306-DCS3	Non Detect	2
DCS4	13-Jun-06	061306-DCS4	Non Detect	2
DCS5	13-Jun-06	061306-DCS5	Non Detect	2
DCS5	13-Jun-06	061306-DCS5(Split)	Non Detect	0.5
DCS6	13-Jun-06	061306-DCS6	Non Detect	2
DCS7	13-Jun-06	061306-DCS7	Non Detect	2
DCS8	13-Jun-06	061306-DCS8	Non Detect	2
DCS8	13-Jun-06	061306-YZ(Dup)	Non Detect	2

Table 10 (Divide Creek Surface water results for Toluene concentrations)

SiteID	Date	SampleID	Ethylbenzene (µg/L)	EthylbenzeneDL (µg/L)
DCS1	13-Jun-06	061306-DCS1	Non Detect	2
DCS2	13-Jun-06	061306-DCS2	Non Detect	2
DCS3	13-Jun-06	061306-DCS3	Non Detect	2
DCS4	13-Jun-06	061306-DCS4	Non Detect	2
DCS5	13-Jun-06	061306-DCS5	Non Detect	2
DCS5	13-Jun-06	061306-DCS5(Split)	Non Detect	0.5
DCS6	13-Jun-06	061306-DCS6	Non Detect	2
DCS7	13-Jun-06	061306-DCS7	Non Detect	2
DCS8	13-Jun-06	061306-DCS8	Non Detect	2
DCS8	13-Jun-06	061306-YZ(Dup)	Non Detect	2

Table 11 (Divide Creek surface water results for Ethylbenzene concentrations)

SiteID	Date	SampleID	mp-Xylene (µg/L)	mp-XyleneDL (µg/L)	o-Xylene (µg/L)	o-XyleneDL (µg/L)
DCS1	13-Jun-06	061306-DCS1	Non Detect	2	Non Detect	2
DCS2	13-Jun-06	061306-DCS2	Non Detect	2	Non Detect	2
DCS3	13-Jun-06	061306-DCS3	Non Detect	2	Non Detect	2
DCS4	13-Jun-06	061306-DCS4	Non Detect	2	Non Detect	2
DCS5	13-Jun-06	061306-DCS5	Non Detect	2	Non Detect	2
DCS5	13-Jun-06	061306-DCS5(Split)	Non Detect	1	Non Detect	0.5
DCS6	13-Jun-06	061306-DCS6	Non Detect	2	Non Detect	2
DCS7	13-Jun-06	061306-DCS7	Non Detect	2	Non Detect	2
DCS8	13-Jun-06	061306-DCS8	Non Detect	2	Non Detect	2
DCS8	13-Jun-06	061306-YZ(Dup)	Non Detect	2	Non Detect	2

Table 12 (Divide Creek surface water results for Total Xylenes concentrations)

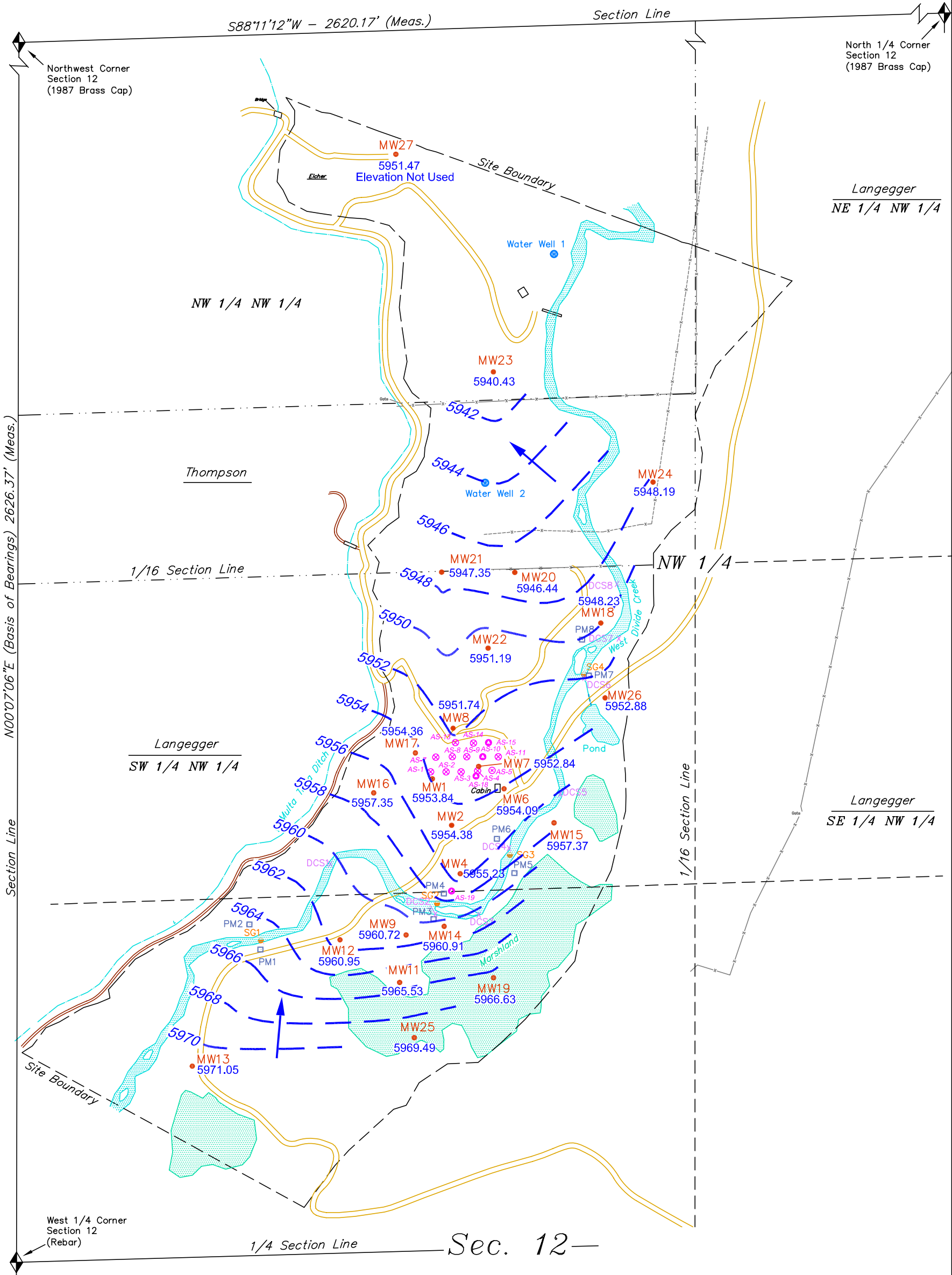
SiteID	Date	SampleID	MTBE (µg/L)	MTBE-DL (µg/L)
DCS1	13-Jun-06	061306-DCS1	Non Detect	4
DCS2	13-Jun-06	061306-DCS2	Non Detect	4
DCS3	13-Jun-06	061306-DCS3	Non Detect	4
DCS4	13-Jun-06	061306-DCS4	Non Detect	4
DCS5	13-Jun-06	061306-DCS5	Non Detect	4
DCS5	13-Jun-06	061306-DCS5(Split)	Non Detect	0.5
DCS6	13-Jun-06	061306-DCS6	Non Detect	4
DCS7	13-Jun-06	061306-DCS7	Non Detect	4
DCS8	13-Jun-06	061306-DCS8	Non Detect	4
DCS8	13-Jun-06	061306-YZ(Dup)	Non Detect	4

Table 13 (Divide Creek surface water results for MTBE concentrations)

SiteID	Date	SampleID	Methane (mg/L)	MethaneDL (mg/L)
DCS1	13-Jun-06	061306-DCS1	0.0016	0.0008
DCS2	13-Jun-06	061306-DCS2	0.019	0.0008
DCS3	13-Jun-06	061306-DCS3	0.005	0.0008
DCS4	13-Jun-06	061306-DCS4	0.0038	0.0008
DCS5	13-Jun-06	061306-DCS5	0.0045	0.0008
DCS5	13-Jun-06	061306-DCS5(Split)	0.00445	0.000068
DCS6	13-Jun-06	061306-DCS6	0.0054	0.0008
DCS7	13-Jun-06	061306-DCS7	0.0053	0.0008
DCS8	13-Jun-06	061306-DCS8	0.0043	0.0008
DCS8	13-Jun-06	061306-YZ(Dup)	0.0048	0.0008

Table 14 (Divide Creek surface water results for Dissolved Methane concentrations)

FIGURES



LEGEND

- SECTION CORNERS FOUND
- FENCE
- OLD FENCE
- PROPERTY LINE
- DRAINAGE
- STREAM GAUGE
- GROUNDWATER ELEVATION CONTOUR (FEET)
- GROUNDWATER ELEVATION (FEET)
- GROUNDWATER FLOW DIRECTION
- PIEZOMETER
- DIVIDE CREEK SAMPLE
- AIR SPARGE WELL LOCATION
- NESTED AIR SPARGE WELL LOCATION
- MONITORING WELL

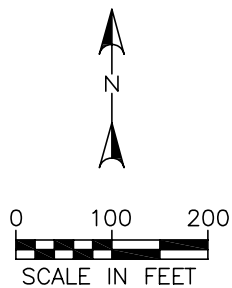
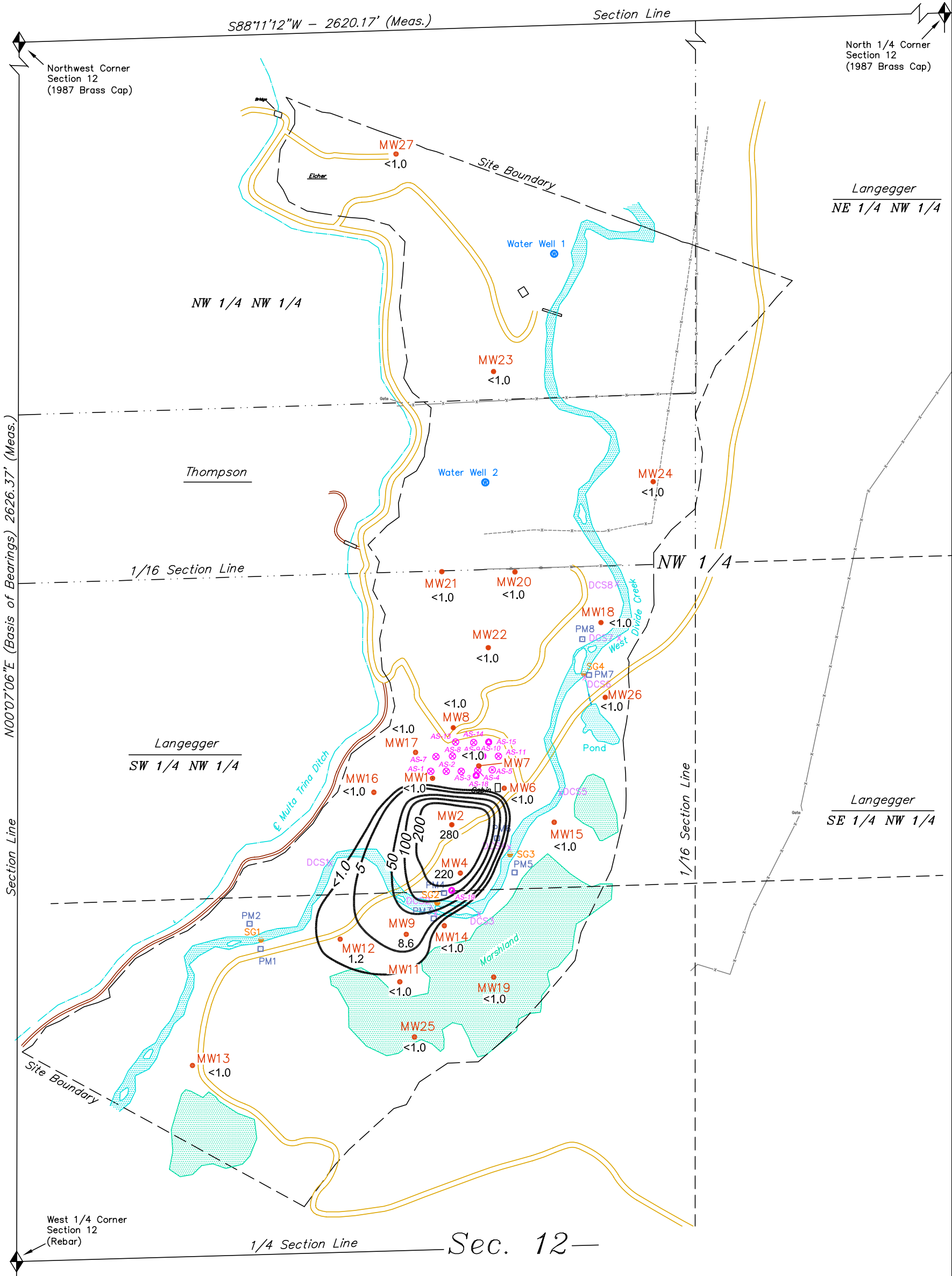


FIGURE 2
WEST DIVIDE CREEK SEEP AREA
GROUNDWATER ELEVATION MAP
FOURTEEN MONTHS AFTER START-UP
JUNE 2006
GARFIELD COUNTY, COLORADO

REVISION DATE:	8/29/06
REVISION NUMBER:	00#
DRAWN BY:	RJV
APPROVED BY:	BS
PROJECT #	E04058
SCALE:	AS SHOWN

CORDILLERAN



LEGEND

- SECTION CORNERS FOUND
- FENCE
- OLD FENCE
- PROPERTY LINE
- DRAINAGE
- STREAM GAUGE
- BENZENE CONCENTRATION CONTOUR IN $\mu\text{g/L}$
- 9.6 = BENZENE CONCENTRATION IN $\mu\text{g/L}$
- NS = NOT SAMPLED
- PIEZOMETER
- DIVIDE CREEK SAMPLE
- AIR SPARGE WELL LOCATION
- NESTED AIR SPARGE WELL LOCATION
- MONITORING WELL

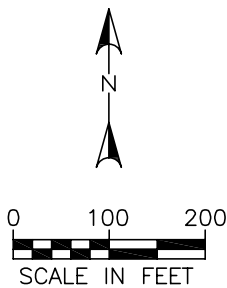
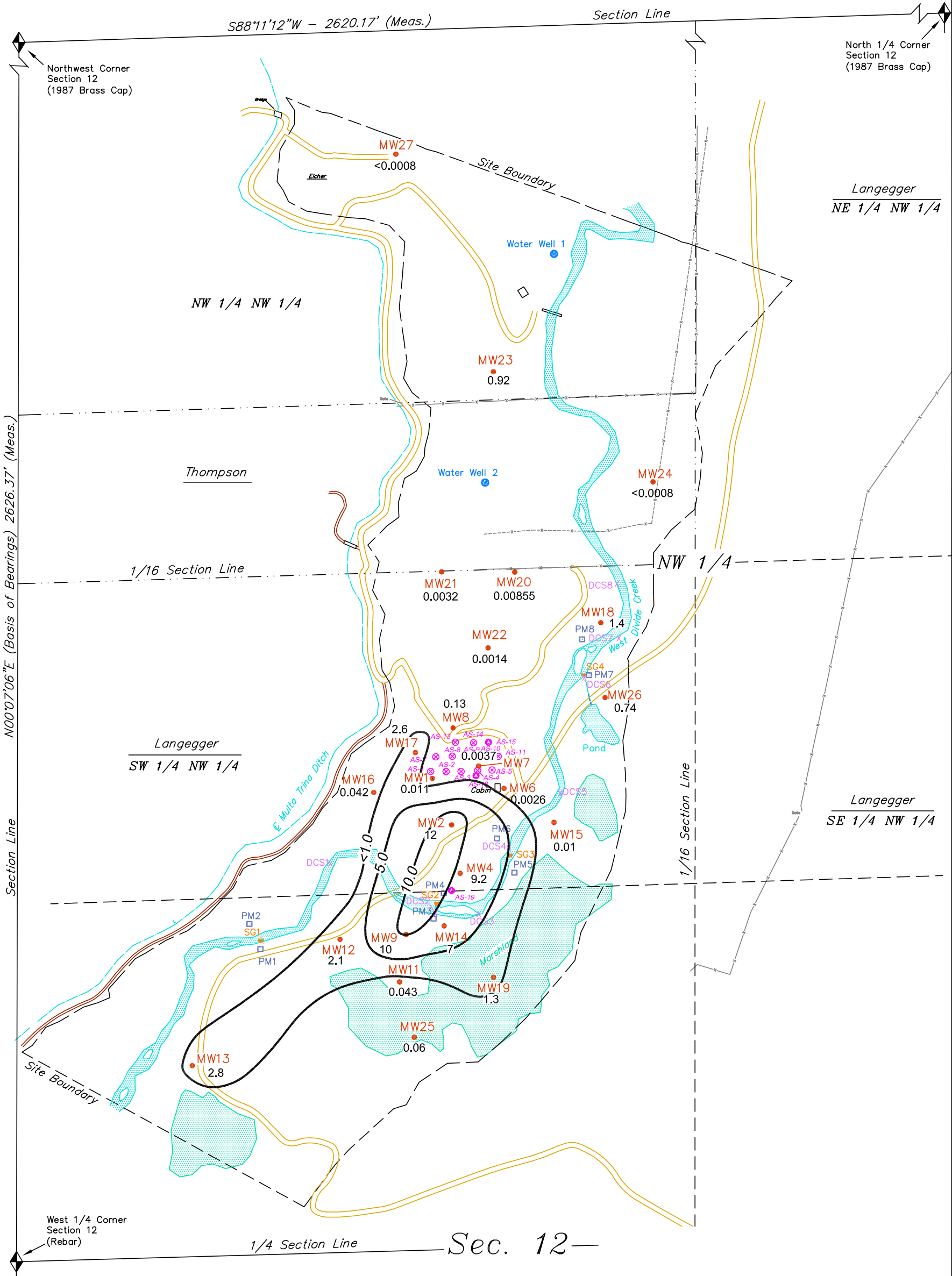


FIGURE 3
WEST DIVIDE CREEK SEEP AREA
BENZENE CONCENTRATIONS
FOURTEEN MONTHS AFTER START-UP
JUNE 2006
GARFIELD COUNTY, COLORADO

REVISION DATE:	8/29/06
REVISION NUMBER:	00#
DRAWN BY:	RJV
APPROVED BY:	BS
PROJECT #	E04058
SCALE:	AS SHOWN

CORDILLERAN



LEGEND

- SECTION CORNERS FOUND
- FENCE
- OLD FENCE
- PROPERTY LINE
- DRAINAGE
- STREAM GAUGE
- 5.0 = THERMOGENIC & BIOGENIC METHANE CONCENTRATION CONTOUR IN mg/L
- 2.8 = THERMOGENIC & BIOGENIC METHANE CONCENTRATION IN mg/L
- NS = NOT SAMPLED
- PIEZOMETER
- DIVIDE CREEK SAMPLE
- AIR SPARGE WELL LOCATION
- NESTED AIR SPARGE WELL LOCATION
- MONITORING WELL

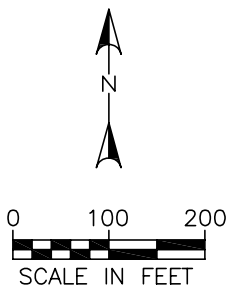



FIGURE 4
WEST DIVIDE CREEK SEEP AREA
TOTAL DISSOLVED METHANE CONTOURS
FOURTEEN MONTHS AFTER START-UP
JUNE 2006
GARFIELD COUNTY, COLORADO

REVISION DATE:	8/30/06
REVISION NUMBER:	00#
DRAWN BY:	RJV
APPROVED BY:	BS
PROJECT #	E04058
SCALE:	AS SHOWN

CORDILLERAN



June 15, 2006

Dion Plsek
Cordilleran Compliance
826 21 1/2 Road
Grand Junction, CO 81505

Lab Work Order: 06-3710
Client Project ID: EO4058

Dear Dion Plsek:

Enclosed are the analytical results and invoice for the samples shown in the Laboratory Work Order Summary.


The enclosed data for testing performed at Evergreen Analytical Laboratory (EAL) have been reviewed for quality assurance. A case narrative is included to describe any anomalies associated with the samples or data.

EAL will dispose of all samples one month from the date of this letter. If you want samples returned, please advise us by mail or fax as soon as possible.

A copy of this project report and supporting data will be retained for a period of five years unless we are otherwise advised by you. A document retrieval charge will apply.

Thank you for using the services of Evergreen Analytical. If you have any questions concerning the analytical data, please contact me. Please direct other questions to Client Services.

Sincerely,


Carl Smits
Technical Director of Chemical Analysis

WORK ORDER Summary

Evergreen Analytical, Inc.

06-3710

Rpt To: Dion Plsek
Cordilleran Compliance
826 21 1/2 Road
Grand Junction, CO 81505
(970) 263-7800

Fax To: Dion Plsek
Email To: Debbie.Baldwin@state.co.us
Email To: dionplsek@cordcomp.com

FX: (970) 263-7456

Client Project ID: EO4058
QC Level: LEVEL I+

6/15/06 3:02:03 PM

Comments EDD in COGCC format to both Cordilleran and Debbie Baldwin @ COGCC. Fax results to Chris Williams, Encana @ 720-876-6485

Sample ID	Client Sample ID	Matrix	Collection Date	Date Received	Test Code	Test Name	Hold	MS	Date Due	Hold Time
06-3710-01A	061206-MW6	Groundwater	6/12/06 1040	6/13/06	8021_W*	8021: BTEX, MBE	<input type="checkbox"/>	<input type="checkbox"/>	6/14/06	6/19/06
06-3710-01B	061206-MW6	Groundwater	6/12/06 1040	6/13/06	MEEP_W*	RSK175M: Methane	<input type="checkbox"/>	<input type="checkbox"/>	6/14/06	6/19/06
06-3710-02A	061206-MW2	Groundwater	6/12/06 1100	6/13/06	8021_W*	8021: BTEX, MBE	<input type="checkbox"/>	<input type="checkbox"/>	6/14/06	6/19/06
06-3710-02A	061206-MW2	Groundwater	6/12/06 1100	6/13/06	8260_W*	8260B: BTEX, MTBE	<input type="checkbox"/>	<input type="checkbox"/>	6/28/06	6/19/06
06-3710-02B	061206-MW2	Groundwater	6/12/06 1100	6/13/06	MEEP_W*	RSK175M: Methane	<input type="checkbox"/>	<input type="checkbox"/>	6/14/06	6/19/06
06-3710-03A	061206-MW16	Groundwater	6/12/06 1115	6/13/06	8021_W*	8021: BTEX, MBE	<input type="checkbox"/>	<input type="checkbox"/>	6/14/06	6/19/06
06-3710-03B	061206-MW16	Groundwater	6/12/06 1115	6/13/06	MEEP_W*	RSK175M: Methane	<input type="checkbox"/>	<input type="checkbox"/>	6/14/06	6/19/06
06-3710-04A	061206-MW17	Groundwater	6/12/06 1130	6/13/06	8021_W*	8021: BTEX, MBE	<input type="checkbox"/>	<input type="checkbox"/>	6/14/06	6/19/06
06-3710-04B	061206-MW17	Groundwater	6/12/06 1130	6/13/06	MEEP_W*	RSK175M: Methane	<input type="checkbox"/>	<input type="checkbox"/>	6/14/06	6/19/06
06-3710-05A	061206-MW8	Groundwater	6/12/06 1145	6/13/06	8021_W*	8021: BTEX, MBE	<input type="checkbox"/>	<input type="checkbox"/>	6/14/06	6/19/06
06-3710-05B	061206-MW8	Groundwater	6/12/06 1145	6/13/06	MEEP_W*	RSK175M: Methane	<input type="checkbox"/>	<input type="checkbox"/>	6/14/06	6/19/06
06-3710-06A	061206-MW7	Groundwater	6/12/06 1200	6/13/06	8021_W*	8021: BTEX, MBE	<input type="checkbox"/>	<input type="checkbox"/>	6/14/06	6/19/06
06-3710-06B	061206-MW7	Groundwater	6/12/06 1200	6/13/06	MEEP_W*	RSK175M: Methane	<input type="checkbox"/>	<input type="checkbox"/>	6/14/06	6/19/06
06-3710-07A	061206-MW1	Groundwater	6/12/06 1215	6/13/06	8021_W*	8021: BTEX, MBE	<input type="checkbox"/>	<input type="checkbox"/>	6/14/06	6/19/06
06-3710-07B	061206-MW1	Groundwater	6/12/06 1215	6/13/06	MEEP_W*	RSK175M: Methane	<input type="checkbox"/>	<input type="checkbox"/>	6/14/06	6/19/06
06-3710-08A	061206-MW4	Groundwater	6/12/06 1230	6/13/06	8021_W*	8021: BTEX, MBE	<input type="checkbox"/>	<input type="checkbox"/>	6/14/06	6/19/06
06-3710-08A	061206-MW4	Groundwater	6/12/06 1230	6/13/06	8260_W*	8260B: BTEX, MTBE	<input type="checkbox"/>	<input type="checkbox"/>	6/28/06	6/19/06
06-3710-08B	061206-MW4	Groundwater	6/12/06 1230	6/13/06	MEEP_W*	RSK175M: Methane	<input type="checkbox"/>	<input type="checkbox"/>	6/14/06	6/19/06
06-3710-09A	061206-MW15	Groundwater	6/12/06 1240	6/13/06	8021_W*	8021: BTEX, MBE	<input type="checkbox"/>	<input type="checkbox"/>	6/14/06	6/19/06
06-3710-09B	061206-MW15	Groundwater	6/12/06 1240	6/13/06	MEEP_W*	RSK175M: Methane	<input type="checkbox"/>	<input type="checkbox"/>	6/14/06	6/19/06

Definitions: * - Test Code has a Select List

WORK ORDER Summary

Evergreen Analytical, Inc.

06-3710

Rpt To: Dion Plsek

Fax To: Dion Plsek

FX: (970) 263-7456

Cordilleran Compliance

Email To: Debbie.Baldwin@state.co.us

826 21 1/2 Road

Email To: dionplsek@cordcomp.com

Grand Junction, CO 81505

(970) 263-7800

6/15/06 3:02:03 PM

Client Project ID: EO4058

QC Level: LEVEL I+

06-3710-10A	061206-MTW14	Groundwater	6/12/06 1300	6/13/06	8021_w *	8021: BTEX, MTBE	<input type="checkbox"/>	<input type="checkbox"/>	6/14/06	6/19/06
06-3710-10B	061206-MTW14	Groundwater	6/12/06 1300	6/13/06	MEEP_w *	RSK175M: Methane	<input type="checkbox"/>	<input type="checkbox"/>	6/14/06	6/19/06
06-3710-11A	061206-MTW9	Groundwater	6/12/06 1310	6/13/06	8021_w *	8021: BTEX, MTBE	<input type="checkbox"/>	<input type="checkbox"/>	6/14/06	6/19/06
06-3710-11A	061206-MTW9	Groundwater	6/12/06 1310	6/13/06	8260_w *	8260B: BTEX, MTBE	<input type="checkbox"/>	<input type="checkbox"/>	6/28/06	6/19/06
06-3710-11B	061206-MTW9	Groundwater	6/12/06 1310	6/13/06	MEEP_w *	RSK175M: Methane	<input type="checkbox"/>	<input type="checkbox"/>	6/14/06	6/19/06
06-3710-12A	061206-MTW11	Groundwater	6/12/06 1320	6/13/06	8021_w *	8021: BTEX, MTBE	<input type="checkbox"/>	<input type="checkbox"/>	6/14/06	6/19/06
06-3710-12B	061206-MTW11	Groundwater	6/12/06 1320	6/13/06	MEEP_w *	RSK175M: Methane	<input type="checkbox"/>	<input type="checkbox"/>	6/14/06	6/19/06
06-3710-13A	061206-MTW19	Groundwater	6/12/06 1330	6/13/06	8021_w *	8021: BTEX, MTBE	<input type="checkbox"/>	<input type="checkbox"/>	6/14/06	6/19/06
06-3710-13B	061206-MTW19	Groundwater	6/12/06 1330	6/13/06	MEEP_w *	RSK175M: Methane	<input type="checkbox"/>	<input type="checkbox"/>	6/14/06	6/19/06
06-3710-14A	061206-MTW25	Groundwater	6/12/06 1345	6/13/06	8021_w *	8021: BTEX, MTBE	<input type="checkbox"/>	<input type="checkbox"/>	6/14/06	6/19/06
06-3710-14B	061206-MTW25	Groundwater	6/12/06 1345	6/13/06	MEEP_w *	RSK175M: Methane	<input type="checkbox"/>	<input type="checkbox"/>	6/14/06	6/19/06
06-3710-15A	061206-MTW12	Groundwater	6/12/06 1350	6/13/06	8021_w *	8021: BTEX, MTBE	<input type="checkbox"/>	<input type="checkbox"/>	6/14/06	6/19/06
06-3710-15A	061206-MTW12	Groundwater	6/12/06 1350	6/13/06	8260_w *	8260B: BTEX, MTBE	<input type="checkbox"/>	<input type="checkbox"/>	6/28/06	6/19/06
06-3710-15B	061206-MTW12	Groundwater	6/12/06 1350	6/13/06	MEEP_w *	RSK175M: Methane	<input type="checkbox"/>	<input type="checkbox"/>	6/14/06	6/19/06
06-3710-16A	061206-MTW13	Groundwater	6/12/06 1400	6/13/06	8021_w *	8021: BTEX, MTBE	<input type="checkbox"/>	<input type="checkbox"/>	6/14/06	6/19/06
06-3710-16B	061206-MTW13	Groundwater	6/12/06 1400	6/13/06	MEEP_w *	RSK175M: Methane	<input type="checkbox"/>	<input type="checkbox"/>	6/14/06	6/19/06
06-3710-17A	Trip Blank	Groundwater	6/12/06 0000	6/13/06	8021_w *	8021: BTEX, MTBE	<input type="checkbox"/>	<input type="checkbox"/>	6/14/06	6/19/06
06-3710-17B	Trip Blank	Groundwater	6/12/06 0000	6/13/06	MEEP_w *	RSK175M: Methane	<input type="checkbox"/>	<input type="checkbox"/>	6/14/06	6/19/06

Definitions: * - Test Code has a Select List

CLIENT INFORMATION

CLIENT Corbillion Compliance Services

ADDRESS 826 2 1/2 Rd

CITY Grand St. STATE CO ZIP 81505

PHONE 970.263.7800 FAX 970.263.7456 E-mail dion.plsek@Corbillion.com

REPORT BY ☐ MAIL ☐ FAX ☒ PDF ☐ EDD

REPORT CHROMATOGRAMS ☒ YES ☐ NO

REPORT TO (M)ms Dion Plsek

INVOICE TO SAWE

PROJECT I.D. 604058

P.O. # EAL QUOTE #

Sampler (Sign)

NOTE: Identify Known Hazards Below

SAMPLE DATE 5-13-06

IDENTIFICATION SAMPLED TIME

CHAIN OF CUSTODY RECORD / ANALYTICAL SERVICES AGREEMENT **



4036 Youngfield St.
Wheat Ridge, Colorado 80033
(303) 425-6021
FAX (303) 425-6654
(877) 737-4521
e-mail info@evergreenanalytical.com

Report Results by: ASAP (Date)
Standard 2 working weeks ☐
UST Analyses per Fee Schedule ☐
* Rush: less than 24 hrs. 150% ☐ 1 - 2 work days, 100%
☐ 3 - 5 work days, 50% ☐ 6 - 9 work days, 25%

* Subject to surcharge & exceptions noted in fee schedule.

REPORT TO (MMS) <u>Dien Plsek</u>		INVOICE TO <u>SAIME</u>		PROJECT I.D. <u>E04058</u>		P.O. # <u> </u>		EAL QUOTE # <u> </u>		Sampler <u> </u> (sign)		NOTE: Identify Known Hazards Below		SAMPLE DATE		IDENTIFICATION SAMPLED TIME		No. of Containers		MATRIX		ANALYSES (check analysis)										For Laboratory use only																																																																																																																																																																																																																																																																																																																																																																																																																																																																																																																																																																																																																																																																																																																																																																																																																																																																																																																																																																																																	
061206-mm6 5-12-06 1040		5		1) Drinking Water or 2) Discharge Water or 3) Ground Water (circle one)		Soil / Solid / Air / Gas		Oil / Sludge / Wipe		TCLP VOA/BNA/Pest/Herb/Metals (circle)		Volatile Organics 8260/624 (circle)		Semi-volatile Organics BNA, PAH, PNA 8270/625 (circle)		Pesticides 8081/8270/608 (circle)		PCBs/8082/608/screen (circle)		Herbicides 8151		BTEX 8021/602/8260/MTBE (circle)		TVPH 8015mod. (Gasoline)		TEPH 8015mod. (Diesel)		Total Metals-DW / NPDES / SW846 (circle & list metals below)		TRPH 418.1, O&G 413.1, 1664 (circle)		C/S (I) <u>1</u>		Cooler Temp. °C <u>2</u>		Seals Present <u>Y</u> / N / NA		Seals Intact <u>Y</u> / N / NA		Samples Pres. <u>Y</u> / N / NA		Headspace <u>Y</u> / N / NA		By <u> </u>																																																																																																																																																																																																																																																																																																																																																																																																																																																																																																																																																																																																																																																																																																																																																																																																																																																																																																																																																																																					
061206-mm6		1100		5																																																																																																																																																																																																																																																																																																																																																																																																																																																																																																																																																																																																																																																																																																																																																																																																																																																																																																																																																																																																																													

Instructions:

Relinquished by: (Signature)

Date/Time 5-13-06

Received by: (Signature)

Date/Time 1600

Relinquished by: (Signature)

Date/Time

Received by: (Signature)

Date/Time 6-13-06

PLEASE

Steve Tyson

From: Jim Travis
Sent: Wednesday, June 14, 2006 10:15 AM
To: Anna Uecker; Carl Smits; Don Chamot; Jeremy Dechant; Jim Travis; Kaprie Hollman; Nat Oppedal; Patty McClellan; Shea Greiner; Steve Tyson
Subject: Cordillerian hits on 06-3710

Please add 8260 for the following samples:

06-3710-02 Benzene 280 ug/L
 06-3710-08 Benzene 220 ug/L
 06-3710-11 Benzene 8.6 ug/L
 06-3710-15 Benzene 1.2 ug/L

Thanks

Evergreen Analytical, Inc.

Date: 15-Jun-06

Lab Order: 06-3710

Client Project ID EO4058

CASE NARRATIVE

SAMPLE RECEIVING

Custody seals were present and intact.

The temperature of the sample(s) upon arrival was 2 °C.

Sample(s) were received in good condition, in the proper container, and within holding times.

VOC samples were not preserved.

VOC sample(s) were received with no headspace present. JD

QUALITY ASSURANCE

Analyses performed on samples in this work order meet the requirements of the EAL Quality Assurance Program unless otherwise explained. Analyses of RCRA samples meet the requirements of NELAC and Utah Rule R444-14 unless otherwise explained. CMS

CLIENT SERVICES

There are no anomalies to report. AMU

GAS CHROMATOGRAPHY

Method MEEP_W: There are no anomalies to report. LX

Method 8021_W: There are no anomalies to report. JJ

GAS CHROMATOGRAPHY / MASS SPECTROMETRY

Method 8260_W: There are no anomalies to report. Benzene results by this method agreed well with the 8021 results. DC/CMS

25

Evergreen Analytical, Inc.
4036 Youngfield Street, Wheat Ridge, Colorado 80033-3862
(303) 425-6021

Client Sample ID: 061206-MW6
Client Project ID: EO4058
Date Collected: 6/12/06
Date Received: 6/13/06

Lab Work Order: 06-3710
Lab Sample ID: 06-3710-01A
Sample Matrix: Groundwater

AROMATIC VOLATILE ORGANICS

Method: SW8021B

Prep Method: SW5030A

Date Prepared: 6/13/06

Lab File ID: TVB20613\005R

Dilution Factor: 1

Date Analyzed: 6/13/06

Method Blank: MB2061306

Analytes	CAS Number	Result	LQL	Units
Methyl-t-butyl ether	1634-04-4	U	4.0	µg/L
Benzene	71-43-2	U	1.0	µg/L
Toluene	108-88-3	U	2.0	µg/L
Ethylbenzene	100-41-4	U	2.0	µg/L
m,p-Xylene	1330-20-7	U	2.0	µg/L
o-Xylene	95-47-6	U	2.0	µg/L
Surr: 1,2,4-Trichlorobenzene (S)	120-82-1	102	QC Limits: 60-140	%REC



Analyst



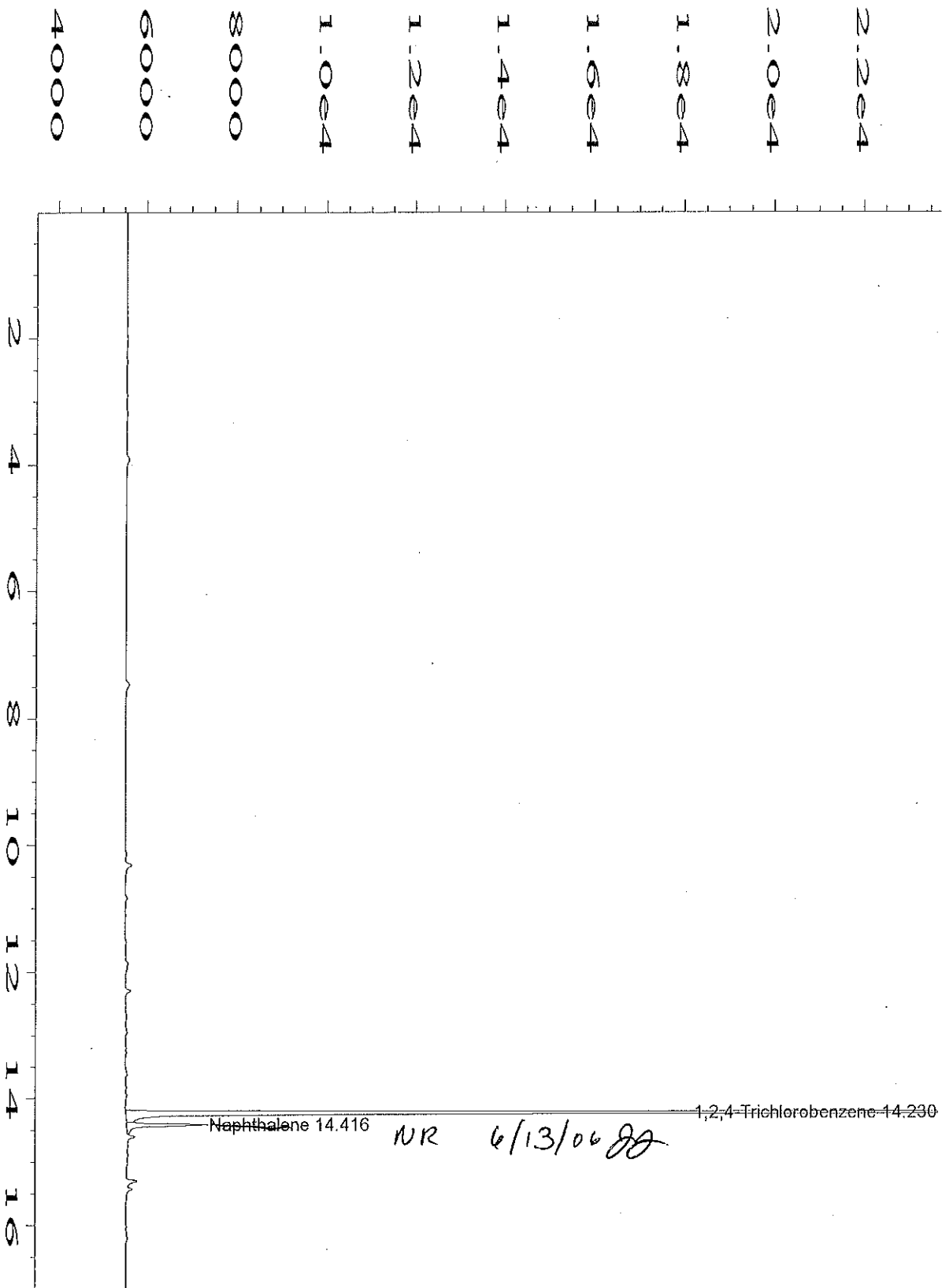
Approved

Notes: Total Xylenes consist of three isomers, two of which co-elute. The Xylene RL is for a single peak. Confirmation analysis was not performed.

Qualifiers: B - Analyte detected in the associated Method Blank, value not subtracted from result
E - Extrapolated value. Value exceeds calibration range
H - Sample analysis exceeded analytical holding time
J - Indicates an estimated value when the compound is detected, but is below the LQL
S - Spike Recovery outside accepted limits
U - Compound analyzed for but not detected
X - See case narrative
* - Value exceeded the Maximum Contamination Level (MCL), TCLP limit, or if compound is undetected, LQL exceeds MCL.

Definitions: LQL - Lower Quantitation Limit
Surr - Surrogate

Print Date: 6/14/06



Data File Name	: C:\HPCHEM\2\DATA\TVB20613\005R0101.D	Page Number	: 1
Operator	: j.jones	Vial Number	: 5
Instrument	: TVHBTEX2	Injection Number	: 1
Sample Name	: 06-3710-01A	Sequence Line	: 1
Run Time Bar Code:		Instrument Method:	TW20326.MTH
Acquired on	: 13 Jun 06 11:08 AM	Analysis Method	: BW20330.MTH
Report Created on:	13 Jun 06 11:25 AM	Sample Amount	: 0
Last Recalib on	: 31 MAR 06 09:24 AM	ISTD Amount	:
Multiplier	: 1		
Sample Info	: SAMP		
	DF=1		

53
30

Evergreen Analytical, Inc.
4036 Youngfield Street, Wheat Ridge, Colorado 80033-3862
(303) 425-6021

Client Sample ID: 061206-MW2
Client Project ID: EO4058
Date Collected: 6/12/06
Date Received: 6/13/06

Lab Work Order: 06-3710
Lab Sample ID: 06-3710-02A
Sample Matrix: Groundwater

AROMATIC VOLATILE ORGANICS

Method: SW8021B

Prep Method: SW5030A

Date Prepared: 6/13/06

Lab File ID: TVB20613\008R

Dilution Factor: 1

Date Analyzed: 6/13/06

Method Blank: MB2061306

Analytes	CAS Number	Result	LQL	Units
Methyl-t-butyl ether	1634-04-4	U	4.0	µg/L
Toluene	108-88-3	U	2.0	µg/L
Ethylbenzene	100-41-4	11	2.0	µg/L
m,p-Xylene	1330-20-7	81	2.0	µg/L
o-Xylene	95-47-6	12	2.0	µg/L
Surr: 1,2,4-Trichlorobenzene (S)	120-82-1	106	QC Limits: 60-140	%REC

Date Prepared: 6/13/06

Lab File ID: TVB20613\032R


Dilution Factor: 5

Date Analyzed: 6/14/06

Method Blank: MB2061306

Analytes	CAS Number	Result	LQL	Units
Benzene	71-43-2	280	5.0	µg/L
Surr: 1,2,4-Trichlorobenzene (S)	120-82-1	102	QC Limits: 60-140	%REC


Analyst

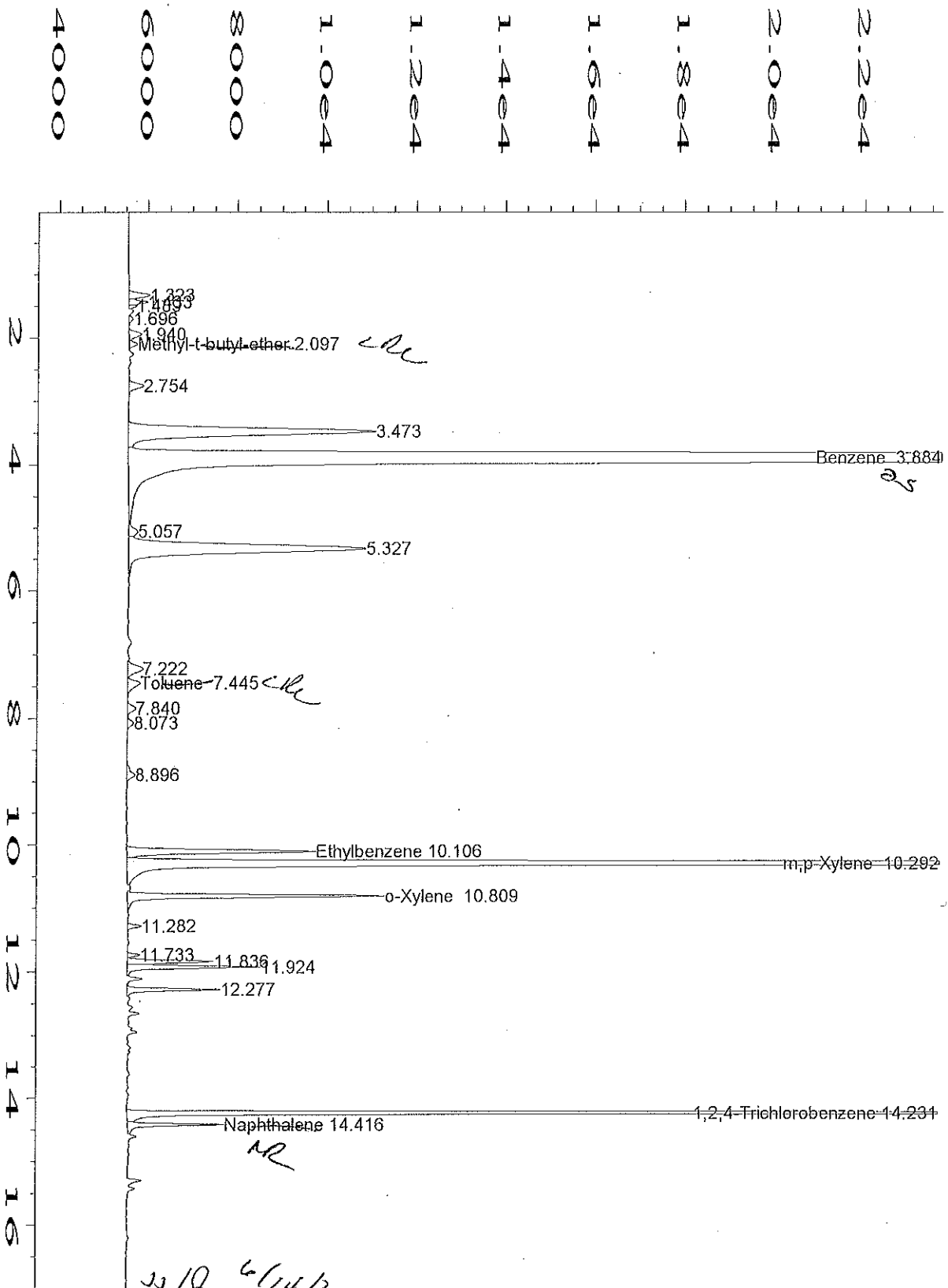

Approved

Notes: Total Xylenes consist of three isomers, two of which co-elute. The Xylene RL is for a single peak. Confirmation analysis was not performed.

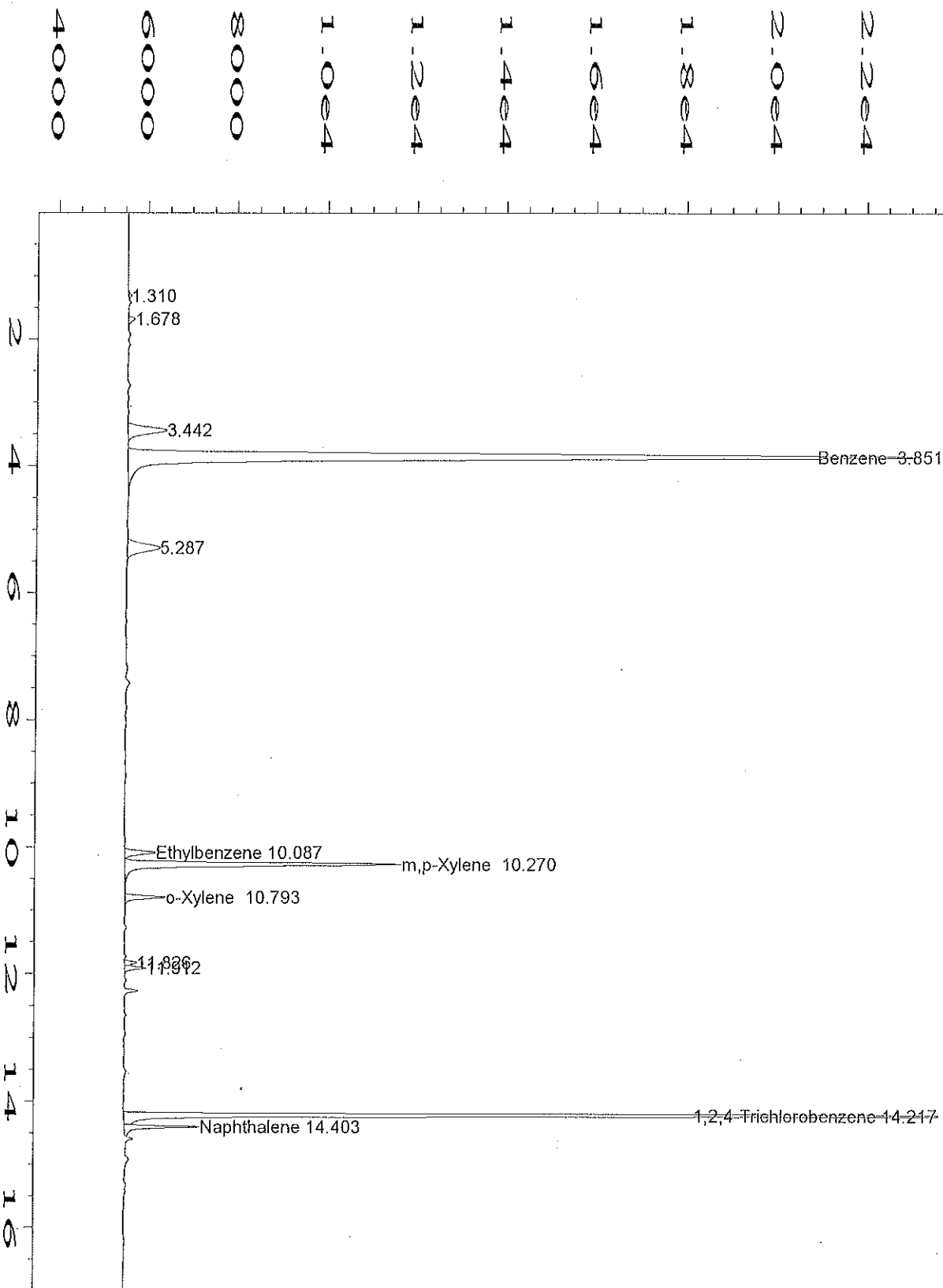
Qualifiers: B - Analyte detected in the associated Method Blank, value not subtracted from result
E - Extrapolated value. Value exceeds calibration range
H - Sample analysis exceeded analytical holding time
J - Indicates an estimated value when the compound is detected, but is below the LQL
S - Spike Recovery outside accepted limits
U - Compound analyzed for but not detected
X - See case narrative
* - Value exceeded the Maximum Contamination Level (MCL), TCLP limit, or if compound is undetected, LQL exceeds MCL.

Definitions: LQL - Lower Quantitation Limit
Surr - Surrogate

Print Date: 6/14/06



Data File Name	: C:\HPCHEM\2\DATA\TVB20613\008R0101.D	Page Number	: 1
Operator	: j.jones	Vial Number	: 8
Instrument	: TVHBTEX2	Injection Number	: 1
Sample Name	: 06-3710-02A	Sequence Line	: 1
Run Time Bar Code:		Instrument Method:	TW20326.MTH
Acquired on	: 13 Jun 06 01:06 PM	Analysis Method	: BW20330.MTH
Report Created on:	13 Jun 06 01:23 PM	Sample Amount	: 0
Last Recalib on	: 31 MAR 06 09:24 AM	ISTD Amount	:
Multiplier	: 1		
Sample Info	: SAMP		
DF=1			



Data File Name	: C:\HPCHEM\2\DATA\TVB20613\032R0101.D	Page Number	: 1
Operator	: j.jones	Vial Number	: 32
Instrument	: TVHBTEX2	Injection Number	: 1
Sample Name	: 06-3710-02A	Sequence Line	: 1
Run Time Bar Code:		Instrument Method	: TW20326.MTH
Acquired on	: 14 Jun 06 04:49 AM	Analysis Method	: BW20330.MTH
Report Created on:	: 14 Jun 06 05:06 AM	Sample Amount	: 0
Last Recalib on	: 31 MAR 06 09:24 AM	ISTD Amount	:
Multiplier	: 1		
Sample Info	: SAMP		
	DF=5		

2

Evergreen Analytical, Inc.
4036 Youngfield Street, Wheat Ridge, Colorado 80033-3862
(303) 425-6021

Client Sample ID: 061206-MW16
Client Project ID: EO4058
Date Collected: 6/12/06
Date Received: 6/13/06

Lab Work Order 06-3710
Lab Sample ID: 06-3710-03A
Sample Matrix: Groundwater

AROMATIC VOLATILE ORGANICS

Method: SW8021B

Prep Method: SW5030A

Date Prepared: 6/13/06

Lab File ID: TVB20613\009R

Dilution Factor: 1


Date Analyzed: 6/13/06

Method Blank: MB2061306

Analytes	CAS Number	Result	LQL	Units
Methyl-t-butyl ether	1634-04-4	U	4.0	µg/L
Benzene	71-43-2	U	1.0	µg/L
Toluene	108-88-3	U	2.0	µg/L
Ethylbenzene	100-41-4	U	2.0	µg/L
m,p-Xylene	1330-20-7	U	2.0	µg/L
o-Xylene	95-47-6	U	2.0	µg/L
Surr: 1,2,4-Trichlorobenzene (S)	120-82-1	102	QC Limits: 60-140	%REC



Analyst



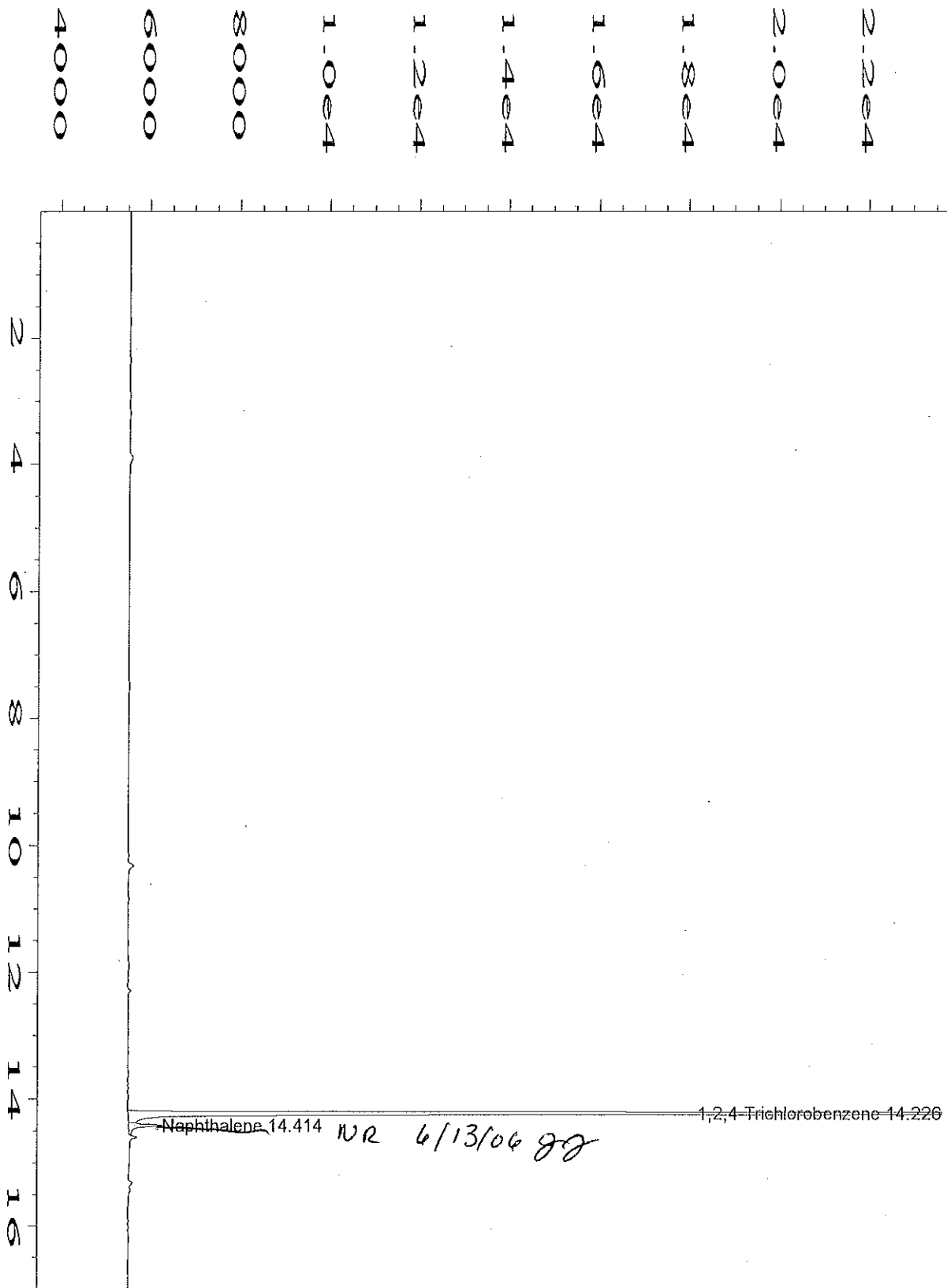
Approved

Notes: Total Xylenes consist of three isomers, two of which co-elute. The Xylene RL is for a single peak. Confirmation analysis was not performed.

Qualifiers: B - Analyte detected in the associated Method Blank, value not subtracted from result
E - Extrapolated value. Value exceeds calibration range
H - Sample analysis exceeded analytical holding time
J - Indicates an estimated value when the compound is detected, but is below the LQL
S - Spike Recovery outside accepted limits
U - Compound analyzed for but not detected
X - See case narrative
* - Value exceeded the Maximum Contamination Level (MCL), TCLP limit, or if compound is undetected, LQL exceeds MCL.

Definitions: LQL - Lower Quantitation Limit
Surr - Surrogate

Print Date: 6/14/06



Data File Name	: C:\HPCHEM\2\DATA\TVB20613\009R0101.D	Page Number	: 1
Operator	: j.jones	Vial Number	: 9
Instrument	: TVHBTEX2	Injection Number	: 1
Sample Name	: 06-3710-03A	Sequence Line	: 1
Run Time Bar Code:		Instrument Method	: TW20326.MTH
Acquired on	: 13 Jun 06 01:44 PM	Analysis Method	: BW20330.MTH
Report Created on:	13 Jun 06 02:02 PM	Sample Amount	: 0
Last Recalib on	: 31 MAR 06 09:24 AM	ISTD Amount	:
Multiplier	: 1		
Sample Info	: SAMP		
	DF=1		

1-4
45

Evergreen Analytical, Inc.
4036 Youngfield Street, Wheat Ridge, Colorado 80033-3862
(303) 425-6021

Client Sample ID: 061206-MW17
Client Project ID: EO4058
Date Collected: 6/12/06
Date Received: 6/13/06

Lab Work Order 06-3710
Lab Sample ID: 06-3710-04A
Sample Matrix: Groundwater

AROMATIC VOLATILE ORGANICS

Method: SW8021B

Prep Method: SW5030A

Date Prepared: 6/13/06

Lab File ID: TVB20613\010R


Dilution Factor: 1

Date Analyzed: 6/13/06

Method Blank: MB2061306

Analytes	CAS Number	Result	LQL	Units
Methyl-t-butyl ether	1634-04-4	U	4.0	µg/L
Benzene	71-43-2	U	1.0	µg/L
Toluene	108-88-3	U	2.0	µg/L
Ethylbenzene	100-41-4	U	2.0	µg/L
m,p-Xylene	1330-20-7	U	2.0	µg/L
o-Xylene	95-47-6	U	2.0	µg/L
Surr: 1,2,4-Trichlorobenzene (S)	120-82-1	116	QC Limits: 60-140	%REC


Analyst

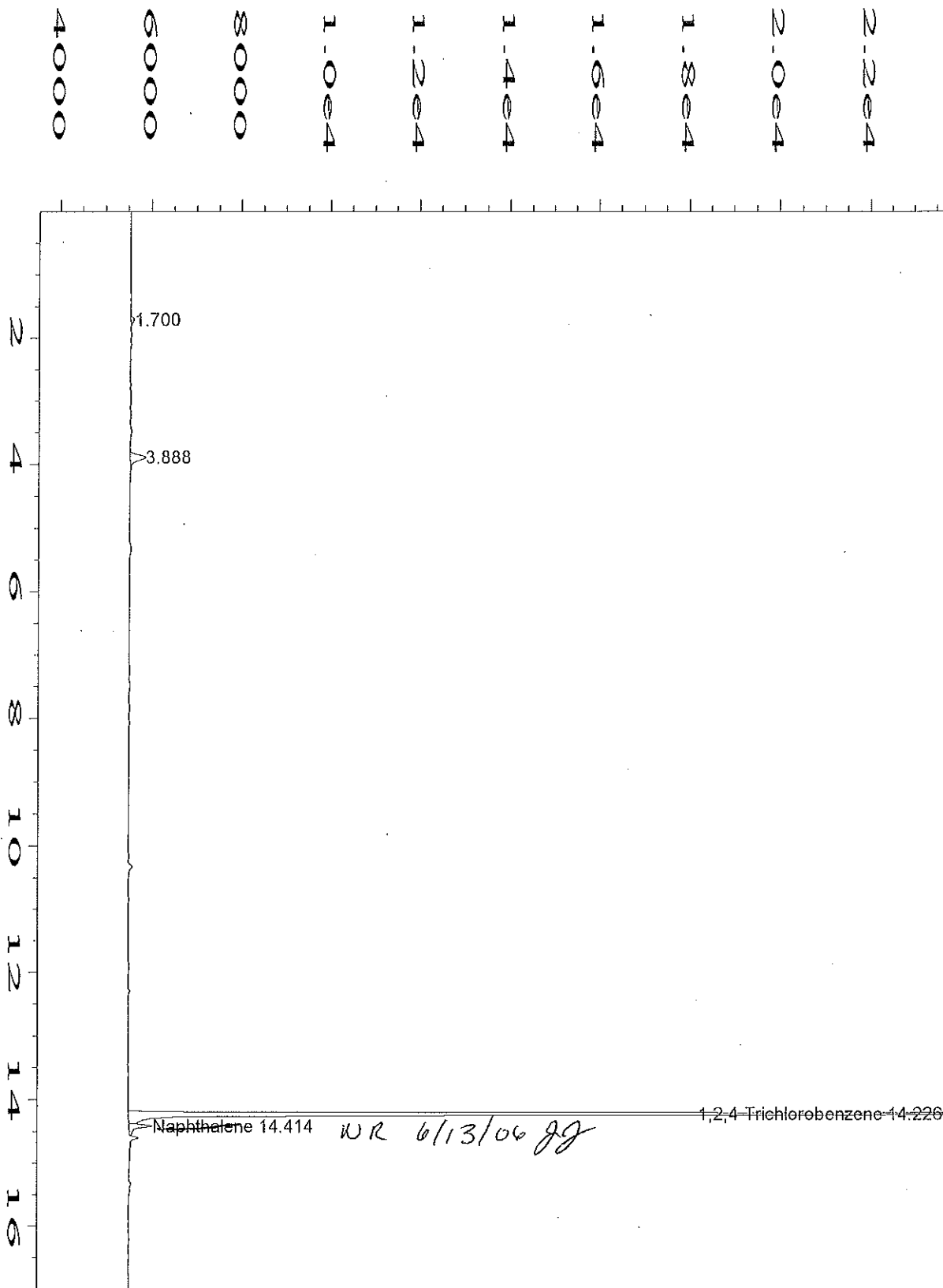

Approved

Notes: Total Xylenes consist of three isomers, two of which co-elute. The Xylene RL is for a single peak. Confirmation analysis was not performed.

Qualifiers: B - Analyte detected in the associated Method Blank, value not subtracted from result
E - Extrapolated value. Value exceeds calibration range
H - Sample analysis exceeded analytical holding time
J - Indicates an estimated value when the compound is detected, but is below the LQL
S - Spike Recovery outside accepted limits
U - Compound analyzed for but not detected
X - See case narrative
* - Value exceeded the Maximum Contamination Level (MCL), TCLP limit, or if compound is undetected, LQL exceeds MCL.

Definitions: LQL - Lower Quantitation Limit
Surr - Surrogate

Print Date: 6/14/06



Data File Name	: C:\HPCHEM\2\DATA\TVB20613\010R0101.D	Page Number	: 1
Operator	: j.jones	Vial Number	: 10
Instrument	: TVHBTEX2	Injection Number	: 1
Sample Name	: 06-3710-04A	Sequence Line	: 1
Run Time Bar Code:		Instrument Method	: TW20326.MTH
Acquired on	: 13 Jun 06 02:42 PM	Analysis Method	: BW20330.MTH
Report Created on:	: 13 Jun 06 02:59 PM	Sample Amount	: 0
Last Recalib on	: 31 MAR 06 09:24 AM	ISTD Amount	:
Multiplier	: 1		
Sample Info	: SAMP		
	DF=1		

Print
CP

Evergreen Analytical, Inc.
4036 Youngfield Street, Wheat Ridge, Colorado 80033-3862
(303) 425-6021

Client Sample ID: 061206-MW8
Client Project ID: EO4058
Date Collected: 6/12/06
Date Received: 6/13/06

Lab Work Order 06-3710
Lab Sample ID: 06-3710-05A
Sample Matrix: Groundwater

AROMATIC VOLATILE ORGANICS

Method: SW8021B

Prep Method: SW5030A

Date Prepared: 6/13/06

Lab File ID: TVB20613\011R

Dilution Factor: 1

Date Analyzed: 6/13/06

Method Blank: MB2061306

Analytes	CAS Number	Result	LQL	Units
Methyl-t-butyl ether	1634-04-4	U	4.0	µg/L
Benzene	71-43-2	U	1.0	µg/L
Toluene	108-88-3	U	2.0	µg/L
Ethylbenzene	100-41-4	U	2.0	µg/L
m,p-Xylene	1330-20-7	U	2.0	µg/L
o-Xylene	95-47-6	U	2.0	µg/L
Surr: 1,2,4-Trichlorobenzene (S)	120-82-1	102	QC Limits: 60-140	%REC


Analyst

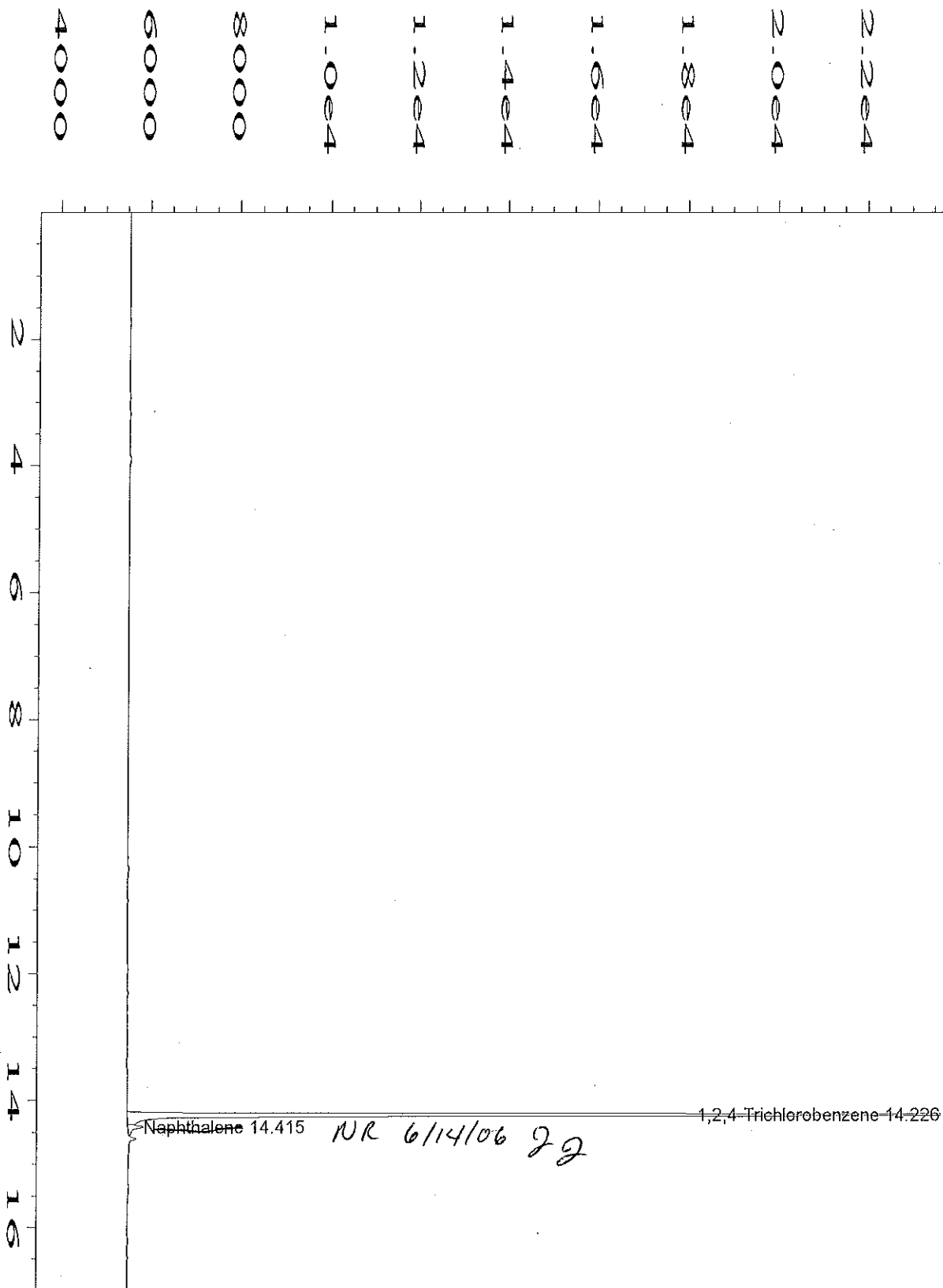

Approved

Notes: Total Xylenes consist of three isomers, two of which co-elute. The Xylene RL is for a single peak. Confirmation analysis was not performed.

Qualifiers: B - Analyte detected in the associated Method Blank, value not subtracted from result
E - Extrapolated value. Value exceeds calibration range
H - Sample analysis exceeded analytical holding time
J - Indicates an estimated value when the compound is detected, but is below the LQL
S - Spike Recovery outside accepted limits
U - Compound analyzed for but not detected
X - See case narrative
* - Value exceeded the Maximum Contamination Level (MCL), TCLP limit, or if compound is undetected, LQL exceeds MCL.

Definitions: LQL - Lower Quantitation Limit
Surr - Surrogate

Print Date: 6/14/06



Data File Name	: C:\HPCHEM\2\DATA\TVB20613\011R0101.D	Page Number	: 1
Operator	: j.jones	Vial Number	: 11
Instrument	: TVHBTEX2	Injection Number	: 1
Sample Name	: 06-3710-05A	Sequence Line	: 1
Run Time Bar Code:		Instrument Method	: TW20326.MTH
Acquired on	: 13 Jun 06 03:21 PM	Analysis Method	: BW20330.MTH
Report Created on:	: 13 Jun 06 03:38 PM	Sample Amount	: 0
Last Recalib on	: 31 MAR 06 09:24 AM	ISTD Amount	:
Multiplier	: 1		
Sample Info	: SAMP		
	DF=1		

Page
03

Evergreen Analytical, Inc.
4036 Youngfield Street, Wheat Ridge, Colorado 80033-3862
(303) 425-6021

Client Sample ID: 061206-MW7
Client Project ID: EO4058
Date Collected: 6/12/06
Date Received: 6/13/06

Lab Work Order: 06-3710
Lab Sample ID: 06-3710-06A
Sample Matrix: Groundwater

AROMATIC VOLATILE ORGANICS

Method: SW8021B

Prep Method: SW5030A

Date Prepared: 6/13/06
Date Analyzed: 6/13/06


Lab File ID: TVB20613\012R
Method Blank: MB2061306

Dilution Factor: 1

Analytes	CAS Number	Result	LQL	Units
Methyl-t-butyl ether	1634-04-4	U	4.0	µg/L
Benzene	71-43-2	U	1.0	µg/L
Toluene	108-88-3	U	2.0	µg/L
Ethylbenzene	100-41-4	U	2.0	µg/L
m,p-Xylene	1330-20-7	U	2.0	µg/L
o-Xylene	95-47-6	U	2.0	µg/L
Surr: 1,2,4-Trichlorobenzene (S)	120-82-1	102	QC Limits: 60-140	%REC



Analyst



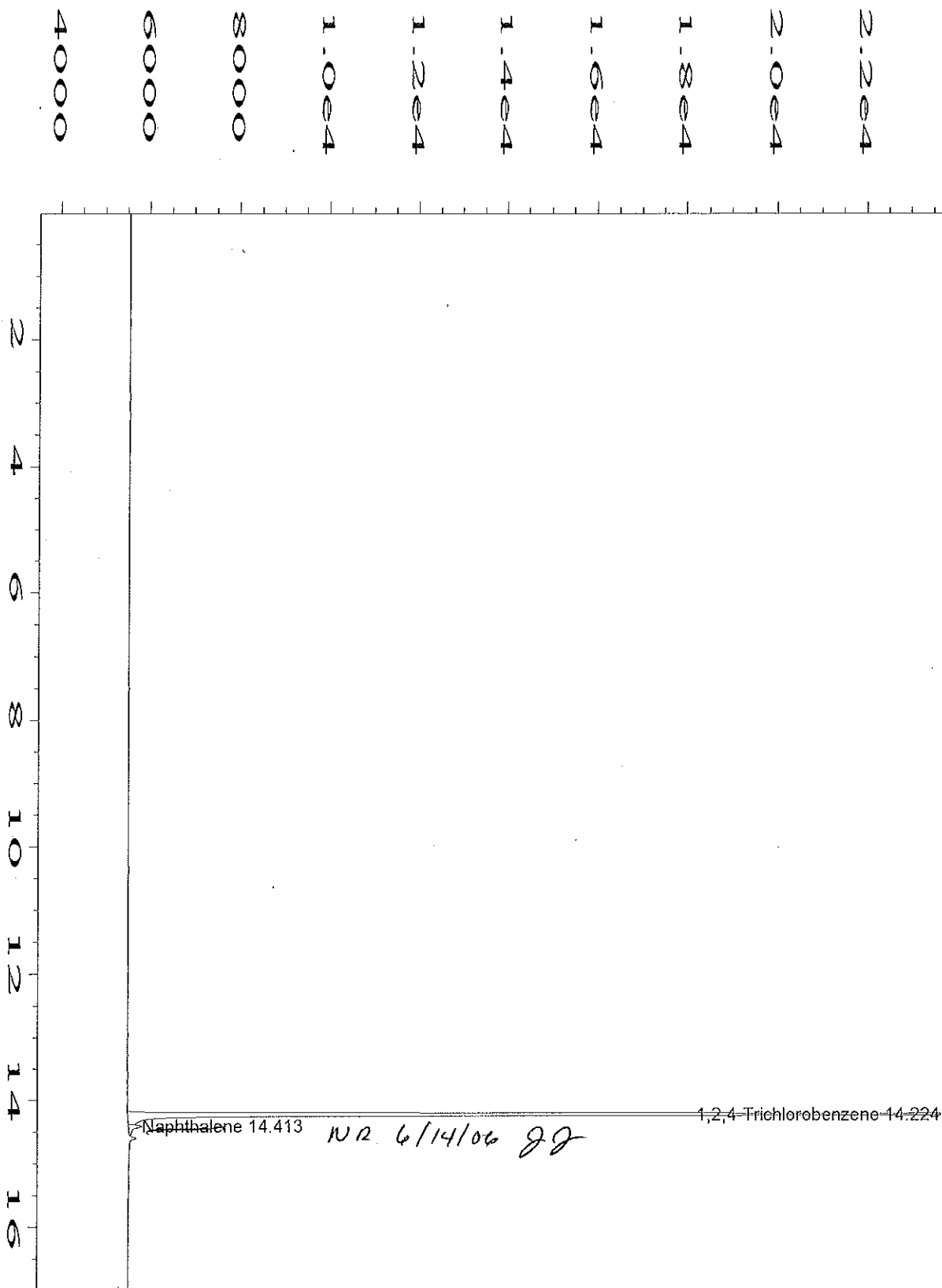
Approved

Notes: Total Xylenes consist of three isomers, two of which co-elute. The Xylene RL is for a single peak. Confirmation analysis was not performed.

Qualifiers: B - Analyte detected in the associated Method Blank, value not subtracted from result
E - Extrapolated value. Value exceeds calibration range
H - Sample analysis exceeded analytical holding time
J - Indicates an estimated value when the compound is detected, but is below the LQL
S - Spike Recovery outside accepted limits
U - Compound analyzed for but not detected
X - See case narrative
* - Value exceeded the Maximum Contamination Level (MCL), TCLP limit, or if compound is undetected, LQL exceeds MCL.

Definitions: LQL - Lower Quantitation Limit
Surr - Surrogate

Print Date: 6/14/06



Data File Name	: C:\HPCHEM\2\DATA\TVB20613\012R0101.D	Page Number	: 1
Operator	: j.jones	Vial Number	: 12
Instrument	: TVHBTEX2	Injection Number	: 1
Sample Name	: 06-3710-06A	Sequence Line	: 1
Run Time Bar Code:		Instrument Method	: TW20326.MTH
Acquired on	: 13 Jun 06 04:00 PM	Analysis Method	: BW20330.MTH
Report Created on	: 13 Jun 06 04:17 PM	Sample Amount	: 0
Last Recalib on	: 31 MAR 06 09:24 AM	ISTD Amount	:
Multiplier	: 1		
Sample Info	: SAMP		
	DF=1		

13
50

Evergreen Analytical, Inc.
4036 Youngfield Street, Wheat Ridge, Colorado 80033-3862
(303) 425-6021

Client Sample ID: 061206-MW1
Client Project ID: EO4058
Date Collected: 6/12/06
Date Received: 6/13/06

Lab Work Order: 06-3710
Lab Sample ID: 06-3710-07A
Sample Matrix: Groundwater

AROMATIC VOLATILE ORGANICS

Method: SW8021B

Prep Method: SW5030A

Date Prepared: 6/13/06
Date Analyzed: 6/13/06


Lab File ID: TVB20613\017R
Method Blank: MB2061306

Dilution Factor: 1

Analytes	CAS Number	Result	LQL	Units
Methyl-t-butyl ether	1634-04-4	U	4.0	µg/L
Benzene	71-43-2	U	1.0	µg/L
Toluene	108-88-3	U	2.0	µg/L
Ethylbenzene	100-41-4	U	2.0	µg/L
m,p-Xylene	1330-20-7	U	2.0	µg/L
o-Xylene	95-47-6	U	2.0	µg/L
Surr: 1,2,4-Trichlorobenzene (S)	120-82-1	101	QC Limits: 60-140	%REC



Analyst



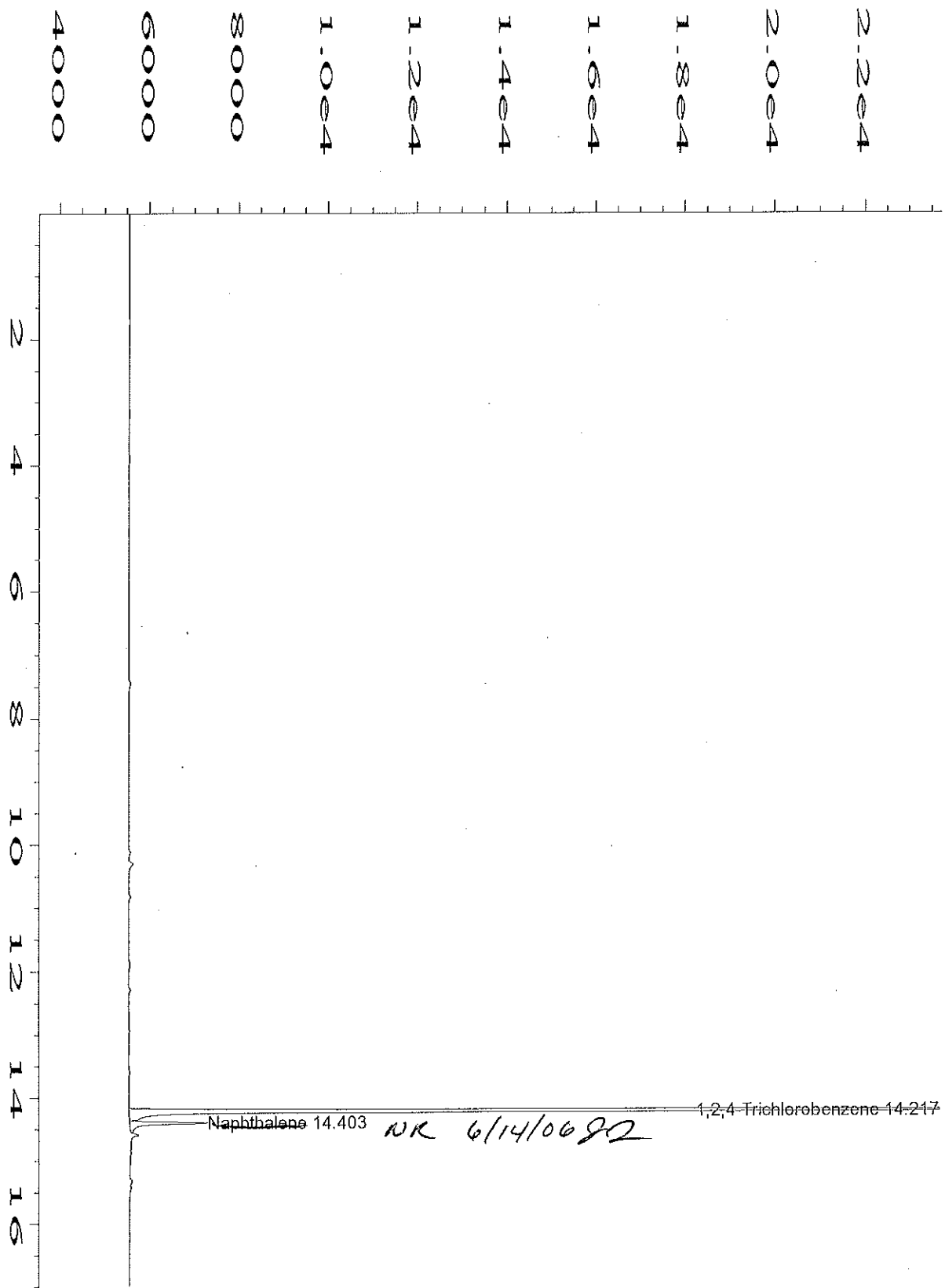
Approved

Notes: Total Xylenes consist of three isomers, two of which co-elute. The Xylene RL is for a single peak. Confirmation analysis was not performed.

Qualifiers: B - Analyte detected in the associated Method Blank, value not subtracted from result
E - Extrapolated value. Value exceeds calibration range
H - Sample analysis exceeded analytical holding time
J - Indicates an estimated value when the compound is detected, but is below the LQL
S - Spike Recovery outside accepted limits
U - Compound analyzed for but not detected
X - See case narrative
* - Value exceeded the Maximum Contamination Level (MCL), TCLP limit, or if compound is undetected, LQL exceeds MCL.

Definitions: LQL - Lower Quantitation Limit
Surr - Surrogate

Print Date: 6/14/06



Data File Name	: C:\HPCHEM\2\DATA\TVB20613\017R0101.D	Page Number	: 1
Operator	: j.jones	Vial Number	: 17
Instrument	: TVHBTEX2	Injection Number	: 1
Sample Name	: 06-3710-07A	Sequence Line	: 1
Run Time Bar Code:		Instrument Method:	TW20326.MTH
Acquired on	: 13 Jun 06 07:14 PM	Analysis Method	: BW20330.MTH
Report Created on:	13 Jun 06 07:31 PM	Sample Amount	: 0
Last Recalib on	: 31 MAR 06 09:24 AM	ISTD Amount	:
Multiplier	: 1		
Sample Info	: SAMP		
	DF=1		

Evergreen Analytical, Inc.

4036 Youngfield Street, Wheat Ridge, Colorado 80033-3862
(303) 425-6021

Client Sample ID: 061206-MW4
Client Project ID: EO4058
Date Collected: 6/12/06
Date Received: 6/13/06

Lab Work Order 06-3710
Lab Sample ID: 06-3710-08A
Sample Matrix: Groundwater

AROMATIC VOLATILE ORGANICS

Method: SW8021B

Prep Method: SW5030A

Date Prepared: 6/13/06

Lab File ID: TVB20613\018R


Dilution Factor: 1

Date Analyzed: 6/13/06

Method Blank: MB2061306

Analytes	CAS Number	Result	LQL	Units
Methyl-t-butyl ether	1634-04-4	U	4.0	µg/L
Benzene	71-43-2	220	1.0	µg/L
Toluene	108-88-3	U	2.0	µg/L
Ethylbenzene	100-41-4	8.3	2.0	µg/L
m,p-Xylene	1330-20-7	63	2.0	µg/L
o-Xylene	95-47-6	11	2.0	µg/L
Surr: 1,2,4-Trichlorobenzene (S)	120-82-1	102	QC Limits: 60-140	%REC


Analyst

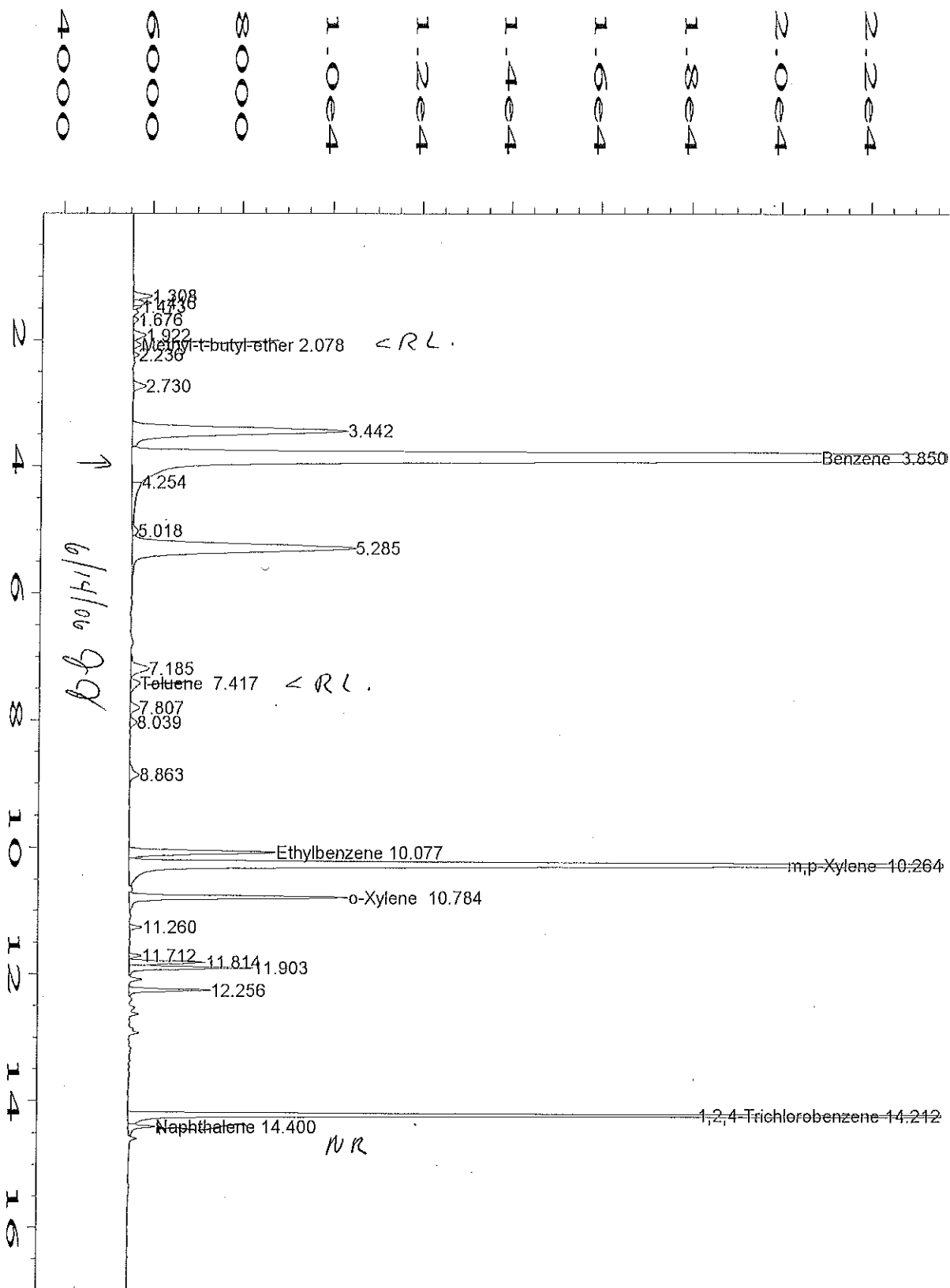

Approved

Notes: Total Xylenes consist of three isomers, two of which co-elute. The Xylene RL is for a single peak. Confirmation analysis was not performed.

Qualifiers: B - Analyte detected in the associated Method Blank, value not subtracted from result
E - Extrapolated value. Value exceeds calibration range
H - Sample analysis exceeded analytical holding time
J - Indicates an estimated value when the compound is detected, but is below the LQL
S - Spike Recovery outside accepted limits
U - Compound analyzed for but not detected
X - See case narrative
* - Value exceeded the Maximum Contamination Level (MCL), TCLP limit, or if compound is undetected, LQL exceeds MCL.

Definitions: LQL - Lower Quantitation Limit
Surr - Surrogate

Print Date: 6/14/06



Data File Name : C:\HPCHEM\2\DATA\TVB20613\018R0101.D

Operator : j.jones

Instrument : TVHBTEX2

Sample Name : 06-3710-08A

Run Time Bar Code:

Acquired on : 13 Jun 06 07:52 PM

Report Created on: 14 Jun 06 08:44 AM

Last Recalib on : 31 MAR 06 09:24 AM

Multiplier : 1

Page Number : 1

Vial Number : 18

Injection Number : 1

Sequence Line : 1

Instrument Method: TW20326.MTH

Analysis Method : BW20330.MTH

Sample Amount : 0

ISTD Amount :

24

Evergreen Analytical, Inc.
4036 Youngfield Street, Wheat Ridge, Colorado 80033-3862
(303) 425-6021

Client Sample ID: 061206-MW15
Client Project ID: EO4058
Date Collected: 6/12/06
Date Received: 6/13/06

Lab Work Order: 06-3710
Lab Sample ID: 06-3710-09A
Sample Matrix: Groundwater

AROMATIC VOLATILE ORGANICS

Method: SW8021B

Prep Method: SW5030A

Date Prepared: 6/13/06

Lab File ID: TVB20613\019R


Dilution Factor: 1

Date Analyzed: 6/13/06

Method Blank: MB2061306

Analytes	CAS Number	Result	LQL	Units
Methyl-t-butyl ether	1634-04-4	U	4.0	µg/L
Benzene	71-43-2	U	1.0	µg/L
Toluene	108-88-3	U	2.0	µg/L
Ethylbenzene	100-41-4	U	2.0	µg/L
m,p-Xylene	1330-20-7	U	2.0	µg/L
o-Xylene	95-47-6	U	2.0	µg/L
Surr: 1,2,4-Trichlorobenzene (S)	120-82-1	101	QC Limits: 60-140	%REC


Analyst

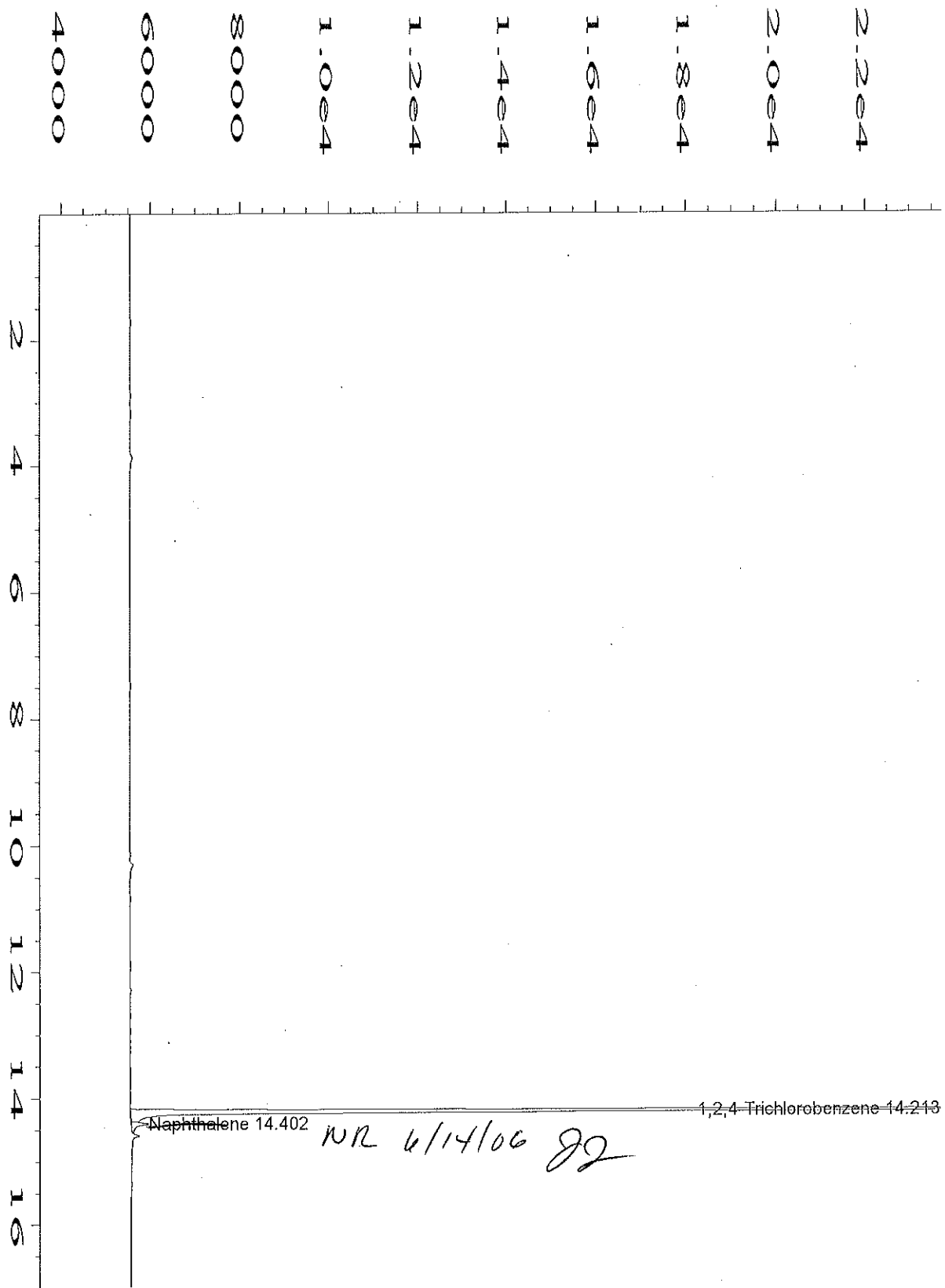

Approved

Notes: Total Xylenes consist of three isomers, two of which co-elute. The Xylene RL is for a single peak. Confirmation analysis was not performed.

Qualifiers: B - Analyte detected in the associated Method Blank, value not subtracted from result
E - Extrapolated value. Value exceeds calibration range
H - Sample analysis exceeded analytical holding time
J - Indicates an estimated value when the compound is detected, but is below the LQL
S - Spike Recovery outside accepted limits
U - Compound analyzed for but not detected
X - See case narrative
* - Value exceeded the Maximum Contamination Level (MCL), TCLP limit, or if compound is undetected, LQL exceeds MCL.

Definitions: LQL - Lower Quantitation Limit
Surr - Surrogate

Print Date: 6/14/06



Data File Name	: C:\HPCHEM\2\DATA\TVB20613\019R0101.D	Page Number	: 1
Operator	: j.jones	Vial Number	: 19
Instrument	: TVHBTEX2	Injection Number	: 1
Sample Name	: 06-3710-09A	Sequence Line	: 1
Run Time Bar Code:		Instrument Method	: TW20326.MTH
Acquired on	: 13 Jun 06 08:31 PM	Analysis Method	: BW20330.MTH
Report Created on:	: 13 Jun 06 08:48 PM	Sample Amount	: 0
Last Recalib on	: 31 MAR 06 09:24 AM	ISTD Amount	:
Multiplier	: 1		
Sample Info	: SAMP		
	DF=1		

b2
05

Evergreen Analytical, Inc.
4036 Youngfield Street, Wheat Ridge, Colorado 80033-3862
(303) 425-6021

Client Sample ID: 061206-MW14
Client Project ID: EO4058
Date Collected: 6/12/06
Date Received: 6/13/06

Lab Work Order: 06-3710
Lab Sample ID: 06-3710-10A
Sample Matrix: Groundwater

AROMATIC VOLATILE ORGANICS

Method: SW8021B

Prep Method: SW5030A

Date Prepared: 6/13/06
Date Analyzed: 6/13/06

Lab File ID: TVB20613\020R
Method Blank: MB2061306

Dilution Factor: 1

Analytes	CAS Number	Result	LQL	Units
Methyl-t-butyl ether	1634-04-4	U	4.0	µg/L
Benzene	71-43-2	U	1.0	µg/L
Toluene	108-88-3	U	2.0	µg/L
Ethylbenzene	100-41-4	U	2.0	µg/L
m,p-Xylene	1330-20-7	U	2.0	µg/L
o-Xylene	95-47-6	U	2.0	µg/L
Surr: 1,2,4-Trichlorobenzene (S)	120-82-1	100	QC Limits: 60-140	%REC



Analyst



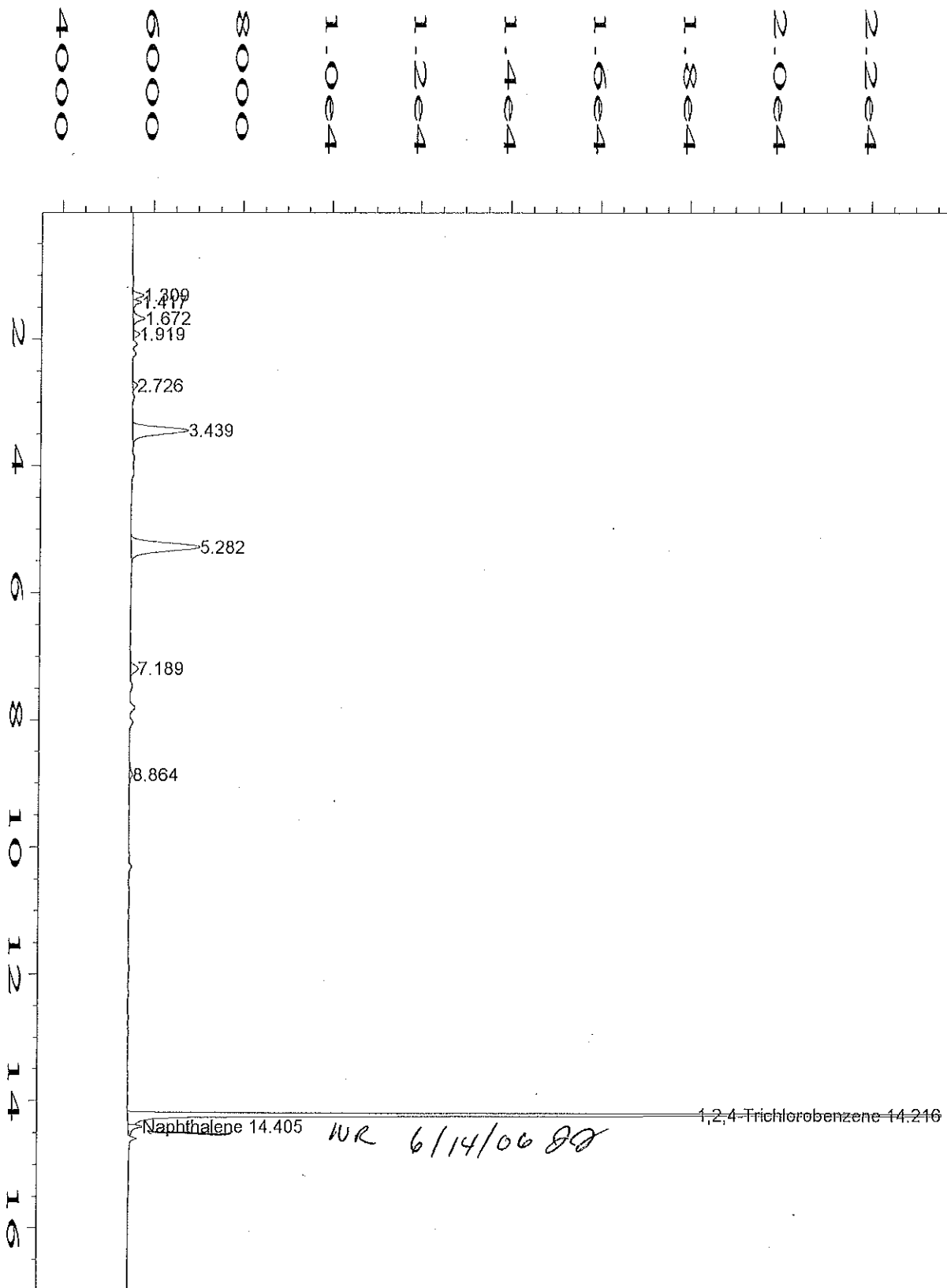
Approved

Notes: Total Xylenes consist of three isomers, two of which co-elute. The Xylene RL is for a single peak. Confirmation analysis was not performed.

Qualifiers: B - Analyte detected in the associated Method Blank, value not subtracted from result
E - Extrapolated value. Value exceeds calibration range
H - Sample analysis exceeded analytical holding time
J - Indicates an estimated value when the compound is detected, but is below the LQL
S - Spike Recovery outside accepted limits
U - Compound analyzed for but not detected
X - See case narrative
* - Value exceeded the Maximum Contamination Level (MCL), TCLP limit, or if compound is undetected, LQL exceeds MCL.

Definitions: LQL - Lower Quantitation Limit
Surr - Surrogate

Print Date: 6/14/06



Data File Name	: C:\HPCHEM\2\DATA\TVB20613\020R0101.D	Page Number	: 1
Operator	: j.jones	Vial Number	: 20
Instrument	: TVHBTEX2	Injection Number	: 1
Sample Name	: 06-3710-10A	Sequence Line	: 1
Run Time Bar Code:		Instrument Method	: TW20326.MTH
Acquired on	: 13 Jun 06 09:09 PM	Analysis Method	: BW20330.MTH
Report Created on:	: 13 Jun 06 09:27 PM	Sample Amount	: 0
Last Recalib on	: 31 MAR 06 09:24 AM	ISTD Amount	:
Multiplier	: 1		
Sample Info	: SAMP		
	DF=1		

Evergreen Analytical, Inc.

4036 Youngfield Street, Wheat Ridge, Colorado 80033-3862
(303) 425-6021

Client Sample ID: 061206-MW9
Client Project ID: EO4058
Date Collected: 6/12/06
Date Received: 6/13/06

Lab Work Order: 06-3710
Lab Sample ID: 06-3710-11A
Sample Matrix: Groundwater

AROMATIC VOLATILE ORGANICS

Method: SW8021B

Prep Method: SW5030A


Date Prepared: 6/13/06
Date Analyzed: 6/13/06

Lab File ID: TVB20613\021R
Method Blank: MB2061306

Dilution Factor: 1

Analytes	CAS Number	Result	LQL	Units
Methyl-t-butyl ether	1634-04-4	U	4.0	µg/L
Benzene	71-43-2	8.6	1.0	µg/L
Toluene	108-88-3	U	2.0	µg/L
Ethylbenzene	100-41-4	U	2.0	µg/L
m,p-Xylene	1330-20-7	5.3	2.0	µg/L
o-Xylene	95-47-6	U	2.0	µg/L
Surr: 1,2,4-Trichlorobenzene (S)	120-82-1	102	QC Limits: 60-140	%REC


Analyst

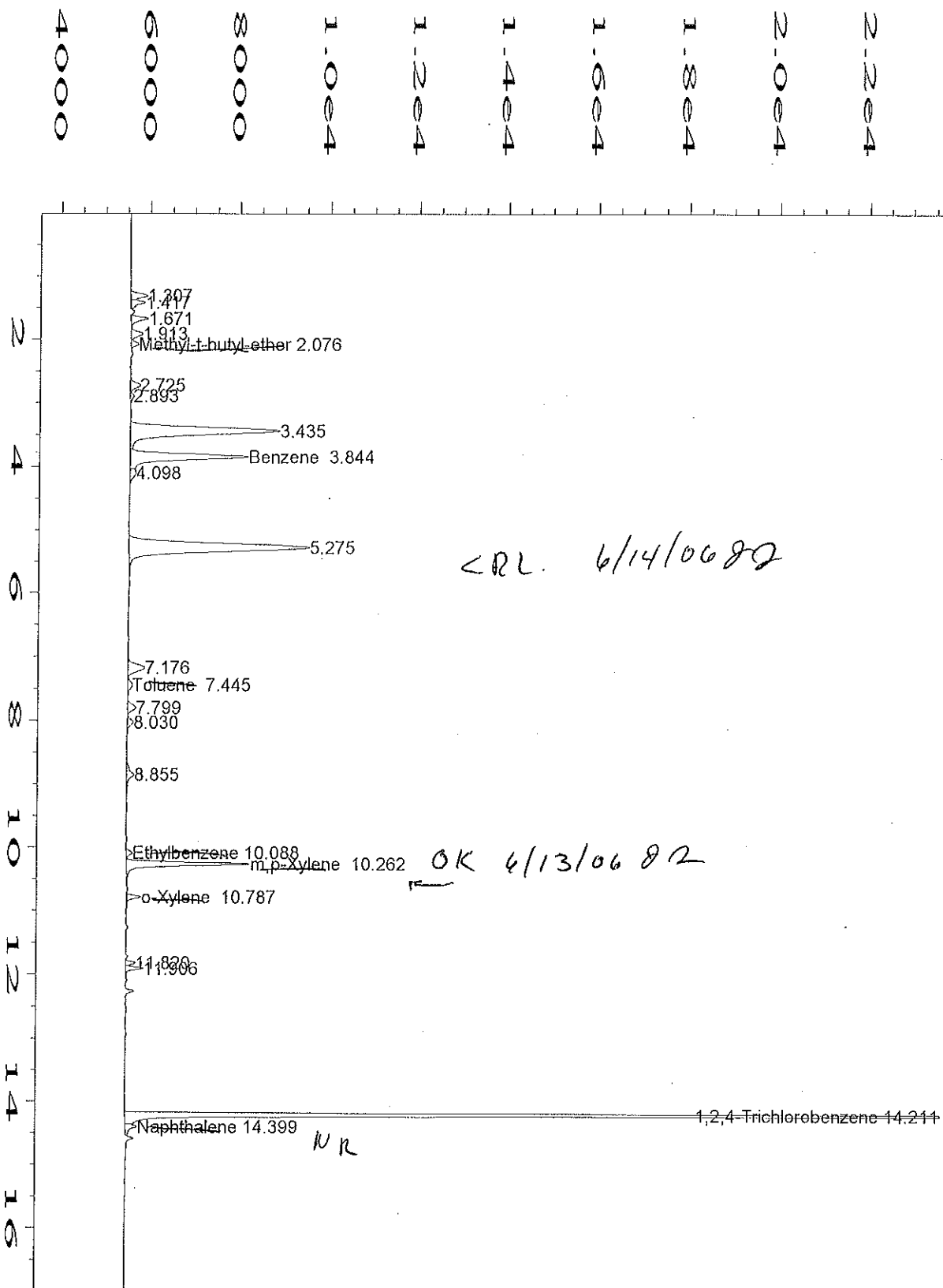

Approved

Notes: Total Xylenes consist of three isomers, two of which co-elute. The Xylene RL is for a single peak. Confirmation analysis was not performed.

Qualifiers: B - Analyte detected in the associated Method Blank, value not subtracted from result
E - Extrapolated value. Value exceeds calibration range
H - Sample analysis exceeded analytical holding time
J - Indicates an estimated value when the compound is detected, but is below the LQL
S - Spike Recovery outside accepted limits
U - Compound analyzed for but not detected
X - See case narrative
* - Value exceeded the Maximum Contamination Level (MCL), TCLP limit, or if compound is undetected, LQL exceeds MCL.

Definitions: LQL - Lower Quantitation Limit
Surr - Surrogate

Print Date: 6/14/06



Data File Name : C:\HPCHEM\2\DATA\TVB20613\021R0101.D

Operator : j.jones

Instrument : TVHBTEX2

Sample Name : 06-3710-11A

Run Time Bar Code:

Acquired on : 13 Jun 06 09:48 PM

Report Created on: 13 Jun 06 10:05 PM

Last Recalib on : 31 MAR 06 09:24 AM

Multiplier : 1

Sample Info : SAMP

DF=1

Page Number : 1

Vial Number : 21

Injection Number : 1

Sequence Line : 1

Instrument Method: TW20326.MTH

Analysis Method : BW20330.MTH

Sample Amount : 0

ISTD Amount :

35

Evergreen Analytical, Inc.
4036 Youngfield Street, Wheat Ridge, Colorado 80033-3862
(303) 425-6021

Client Sample ID: 061206-MW11
Client Project ID: EO4058
Date Collected: 6/12/06
Date Received: 6/13/06

Lab Work Order: 06-3710
Lab Sample ID: 06-3710-12A
Sample Matrix: Groundwater

AROMATIC VOLATILE ORGANICS

Method: SW8021B

Prep Method: SW5030A


Date Prepared: 6/13/06
Date Analyzed: 6/13/06

Lab File ID: TVB20613\022R
Method Blank: MB2061306

Dilution Factor: 1

Analytes	CAS Number	Result	LQL	Units
Methyl-t-butyl ether	1634-04-4	U	4.0	µg/L
Benzene	71-43-2	U	1.0	µg/L
Toluene	108-88-3	U	2.0	µg/L
Ethylbenzene	100-41-4	U	2.0	µg/L
m,p-Xylene	1330-20-7	U	2.0	µg/L
o-Xylene	95-47-6	U	2.0	µg/L
Surr: 1,2,4-Trichlorobenzene (S)	120-82-1	101	QC Limits: 60-140	%REC


Analyst

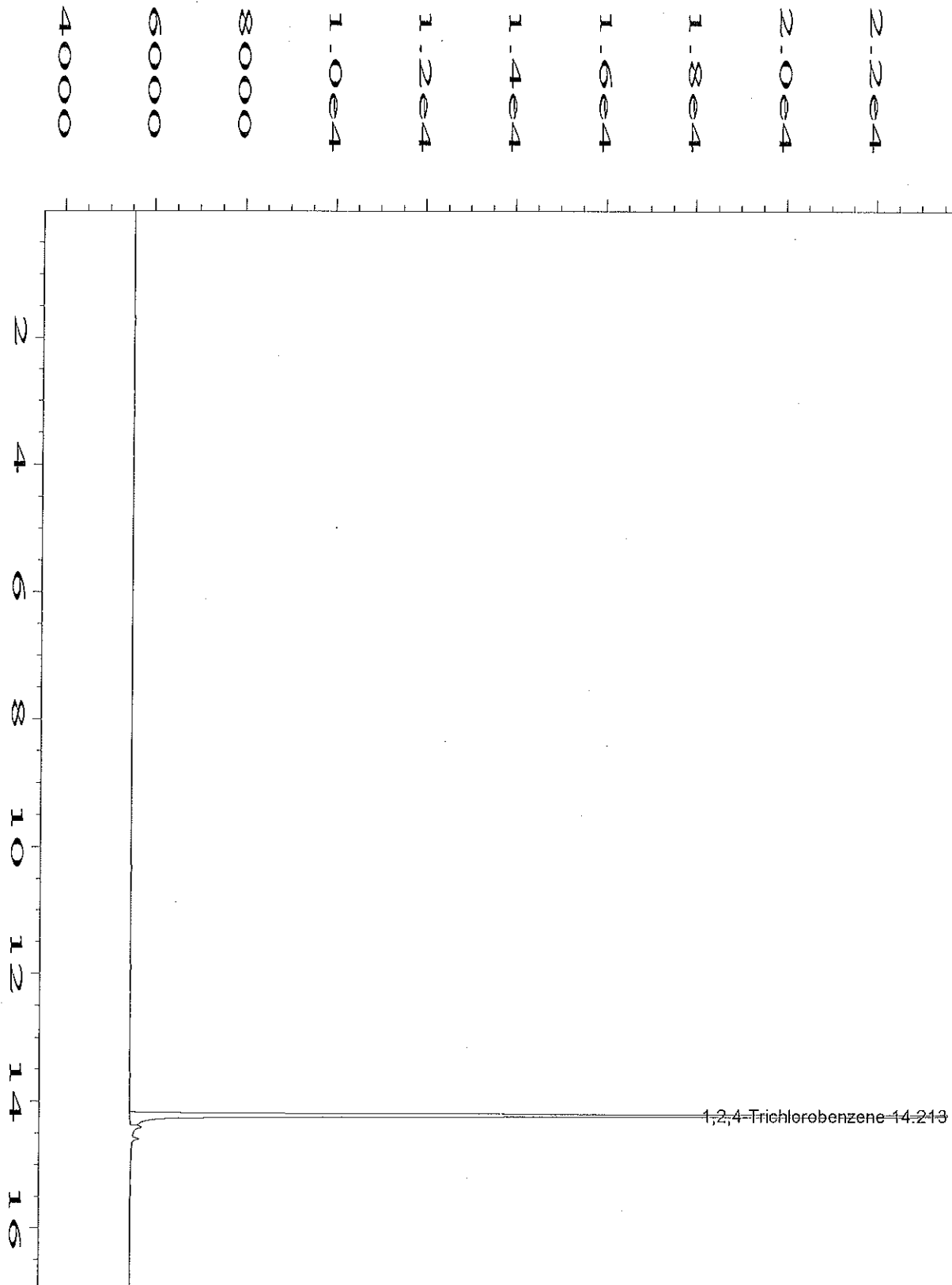

Approved

Notes: Total Xylenes consist of three isomers, two of which co-elute. The Xylene RL is for a single peak. Confirmation analysis was not performed.

Qualifiers: B - Analyte detected in the associated Method Blank, value not subtracted from result
E - Extrapolated value. Value exceeds calibration range
H - Sample analysis exceeded analytical holding time
J - Indicates an estimated value when the compound is detected, but is below the LQL
S - Spike Recovery outside accepted limits
U - Compound analyzed for but not detected
X - See case narrative
* - Value exceeded the Maximum Contamination Level (MCL), TCLP limit, or if compound is undetected, LQL exceeds MCL.

Definitions: LQL - Lower Quantitation Limit
Surr - Surrogate

Print Date: 6/14/06



Data File Name	: C:\HPCHEM\2\DATA\TVB20613\022R0101.D	Page Number	: 1
Operator	: j.jones	Vial Number	: 22
Instrument	: TVHBTEX2	Injection Number	: 1
Sample Name	: 06-3710-12A	Sequence Line	: 1
Run Time Bar Code:		Instrument Method	: TW20326.MTH
Acquired on	: 13 Jun 06 10:26 PM	Analysis Method	: BW20330.MTH
Report Created on:	13 Jun 06 10:43 PM	Sample Amount	: 0
Last Recalib on	: 31 MAR 06 09:24 AM	ISTD Amount	:
Multiplier	: 1		
Sample Info	: SAMP		
	DF=1		

Evergreen Analytical, Inc.

4036 Youngfield Street, Wheat Ridge, Colorado 80033-3862
(303) 425-6021

Client Sample ID: 061206-MW19
Client Project ID: EO4058
Date Collected: 6/12/06
Date Received: 6/13/06

Lab Work Order 06-3710
Lab Sample ID: 06-3710-13A
Sample Matrix: Groundwater

AROMATIC VOLATILE ORGANICS

Method: SW8021B

Prep Method: SW5030A

Date Prepared: 6/13/06

Lab File ID: TVB20613\023R

Dilution Factor: 1

Date Analyzed: 6/13/06

Method Blank: MB2061306

Analytes	CAS Number	Result	LQL	Units
Methyl-t-butyl ether	1634-04-4	U	4.0	µg/L
Benzene	71-43-2	U	1.0	µg/L
Toluene	108-88-3	U	2.0	µg/L
Ethylbenzene	100-41-4	U	2.0	µg/L
m,p-Xylene	1330-20-7	U	2.0	µg/L
o-Xylene	95-47-6	U	2.0	µg/L
Surr: 1,2,4-Trichlorobenzene (S)	120-82-1	100	QC Limits: 60-140	%REC

Analyst

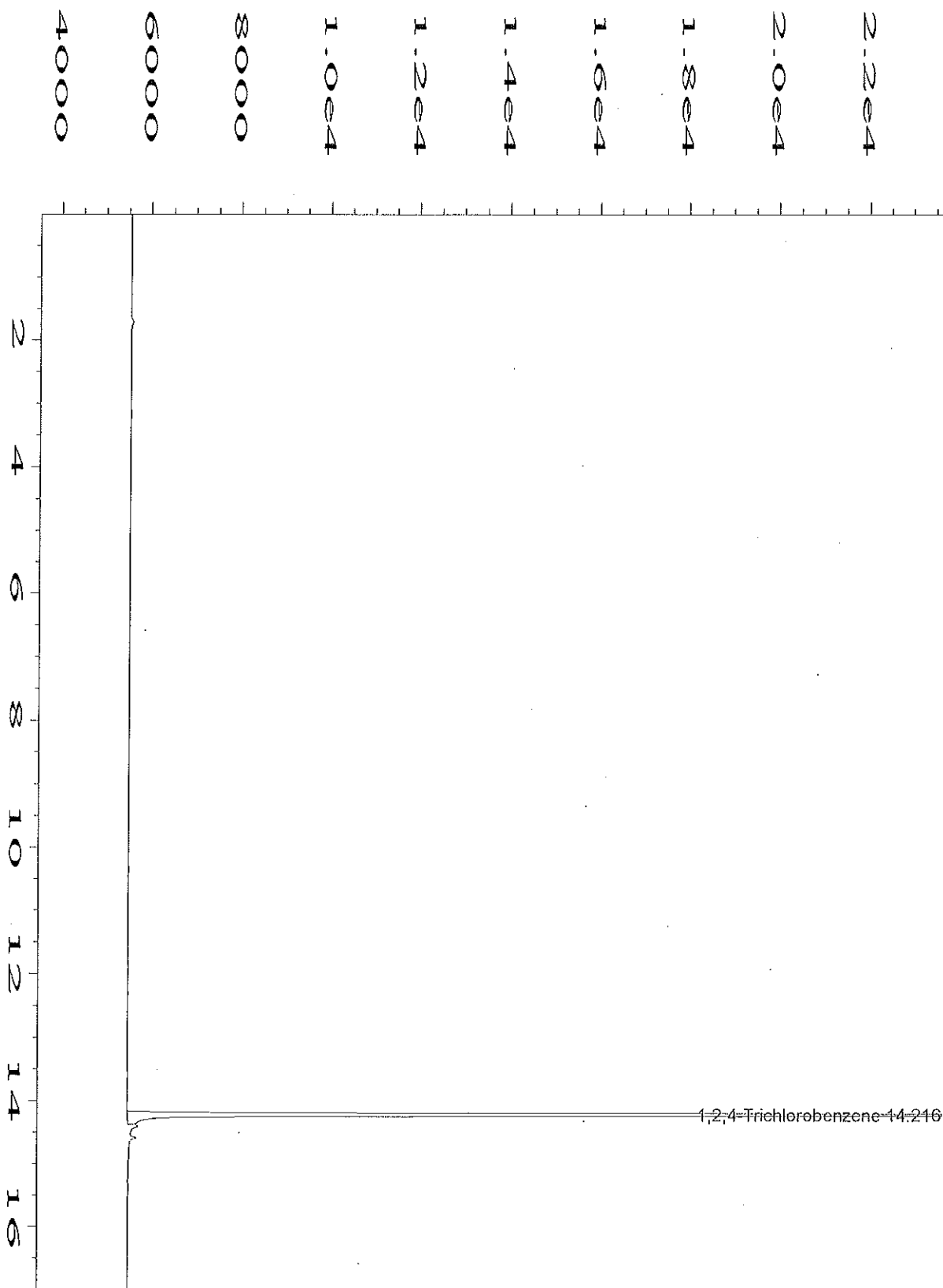
Approved

Notes: Total Xylenes consist of three isomers, two of which co-elute. The Xylene RL is for a single peak. Confirmation analysis was not performed.

Qualifiers: B - Analyte detected in the associated Method Blank, value not subtracted from result
E - Extrapolated value. Value exceeds calibration range
H - Sample analysis exceeded analytical holding time
J - Indicates an estimated value when the compound is detected, but is below the LQL
S - Spike Recovery outside accepted limits
U - Compound analyzed for but not detected
X - See case narrative
* - Value exceeded the Maximum Contamination Level (MCL), TCLP limit, or if compound is undetected, LQL exceeds MCL.

Definitions: LQL - Lower Quantitation Limit
Surr - Surrogate

Print Date: 6/14/06



Data File Name	: C:\HPCHEM\2\DATA\TVB20613\023R0101.D	Page Number	: 1
Operator	: j.jones	Vial Number	: 23
Instrument	: TVHBTEX2	Injection Number	: 1
Sample Name	: 06-3710-13A	Sequence Line	: 1
Run Time Bar Code:		Instrument Method	: TW20326.MTH
Acquired on	: 13 Jun 06 11:04 PM	Analysis Method	: BW20330.MTH
Report Created on:	: 13 Jun 06 11:21 PM	Sample Amount	: 0
Last Recalib on	: 31 MAR 06 09:24 AM	ISTD Amount	:
Multiplier	: 1		
Sample Info	: SAMP		
	DF=1		

C-4
-2-

Evergreen Analytical, Inc.
4036 Youngfield Street, Wheat Ridge, Colorado 80033-3862
(303) 425-6021

Client Sample ID: 061206-MW25
Client Project ID: EO4058
Date Collected: 6/12/06
Date Received: 6/13/06

Lab Work Order 06-3710
Lab Sample ID: 06-3710-14A
Sample Matrix: Groundwater

AROMATIC VOLATILE ORGANICS

Method: SW8021B

Prep Method: SW5030A

Date Prepared: 6/13/06

Lab File ID: TVB20613\024R

Dilution Factor: 1

Date Analyzed: 6/13/06

Method Blank: MB2061306

Analytes	CAS Number	Result	LQL	Units
Methyl-t-butyl ether	1634-04-4	U	4.0	µg/L
Benzene	71-43-2	U	1.0	µg/L
Toluene	108-88-3	U	2.0	µg/L
Ethylbenzene	100-41-4	U	2.0	µg/L
m,p-Xylene	1330-20-7	U	2.0	µg/L
o-Xylene	95-47-6	U	2.0	µg/L
Surr: 1,2,4-Trichlorobenzene (S)	120-82-1	101	QC Limits: 60-140	%REC



Analyst



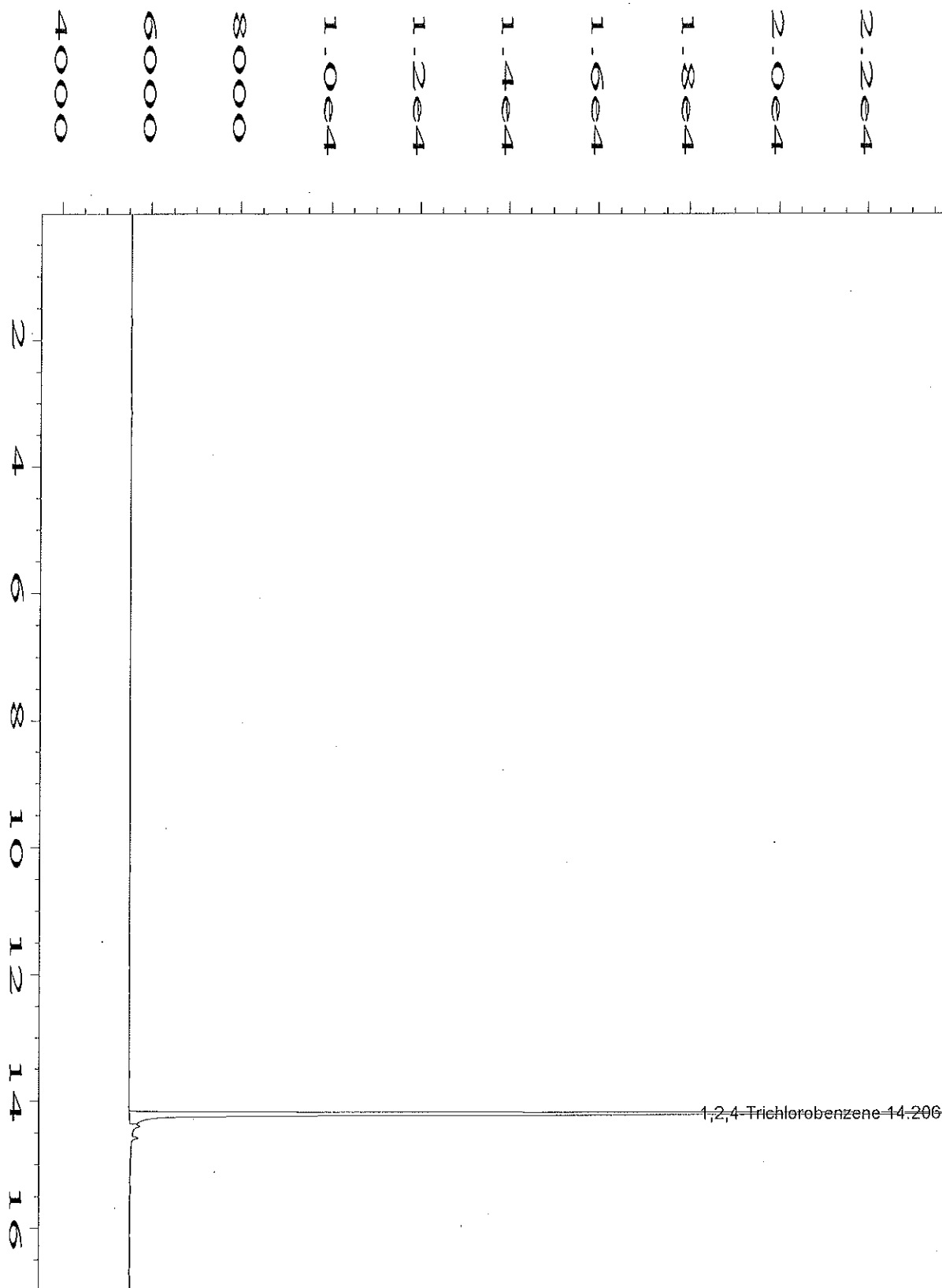
Approved

Notes: Total Xylenes consist of three isomers, two of which co-elute. The Xylene RL is for a single peak. Confirmation analysis was not performed.

Qualifiers: B - Analyte detected in the associated Method Blank, value not subtracted from result
E - Extrapolated value. Value exceeds calibration range
H - Sample analysis exceeded analytical holding time
J - Indicates an estimated value when the compound is detected, but is below the LQL
S - Spike Recovery outside accepted limits
U - Compound analyzed for but not detected
X - See case narrative
* - Value exceeded the Maximum Contamination Level (MCL), TCLP limit, or if compound is undetected, LQL exceeds MCL.

Definitions: LQL - Lower Quantitation Limit
Surr - Surrogate

Print Date: 6/14/06



Data File Name	: C:\HPCHEM\2\DATA\TVB20613\024R0101.D	Page Number	: 1
Operator	: j.jones	Vial Number	: 24
Instrument	: TVHBTEX2	Injection Number	: 1
Sample Name	: 06-3710-14A	Sequence Line	: 1
Run Time Bar Code:		Instrument Method	: TW20326.MTH
Acquired on	: 13 Jun 06 11:43 PM	Analysis Method	: BW20330.MTH
Report Created on	: 14 Jun 06 00:00 AM	Sample Amount	: 0
Last Recalib on	: 31 MAR 06 09:24 AM	ISTD Amount	:
Multiplier	: 1		
Sample Info	: SAMP		
	DF=1		

C-4
CP

Evergreen Analytical, Inc.
4036 Youngfield Street, Wheat Ridge, Colorado 80033-3862
(303) 425-6021

Client Sample ID: 061206-MW12
Client Project ID: EO4058
Date Collected: 6/12/06
Date Received: 6/13/06

Lab Work Order: 06-3710
Lab Sample ID: 06-3710-15A
Sample Matrix: Groundwater

AROMATIC VOLATILE ORGANICS

Method: SW8021B

Prep Method: SW5030A

Date Prepared: 6/13/06

Lab File ID: TVB20613\025R

Dilution Factor: 1

Date Analyzed: 6/14/06

Method Blank: MB2061306

Analytes	CAS Number	Result	LQL	Units
Methyl-t-butyl ether	1634-04-4	U	4.0	µg/L
Benzene	71-43-2	1.2	1.0	µg/L
Toluene	108-88-3	U	2.0	µg/L
Ethylbenzene	100-41-4	U	2.0	µg/L
m,p-Xylene	1330-20-7	U	2.0	µg/L
o-Xylene	95-47-6	U	2.0	µg/L
Surr: 1,2,4-Trichlorobenzene (S)	120-82-1	99	QC Limits: 60-140	%REC



Analyst



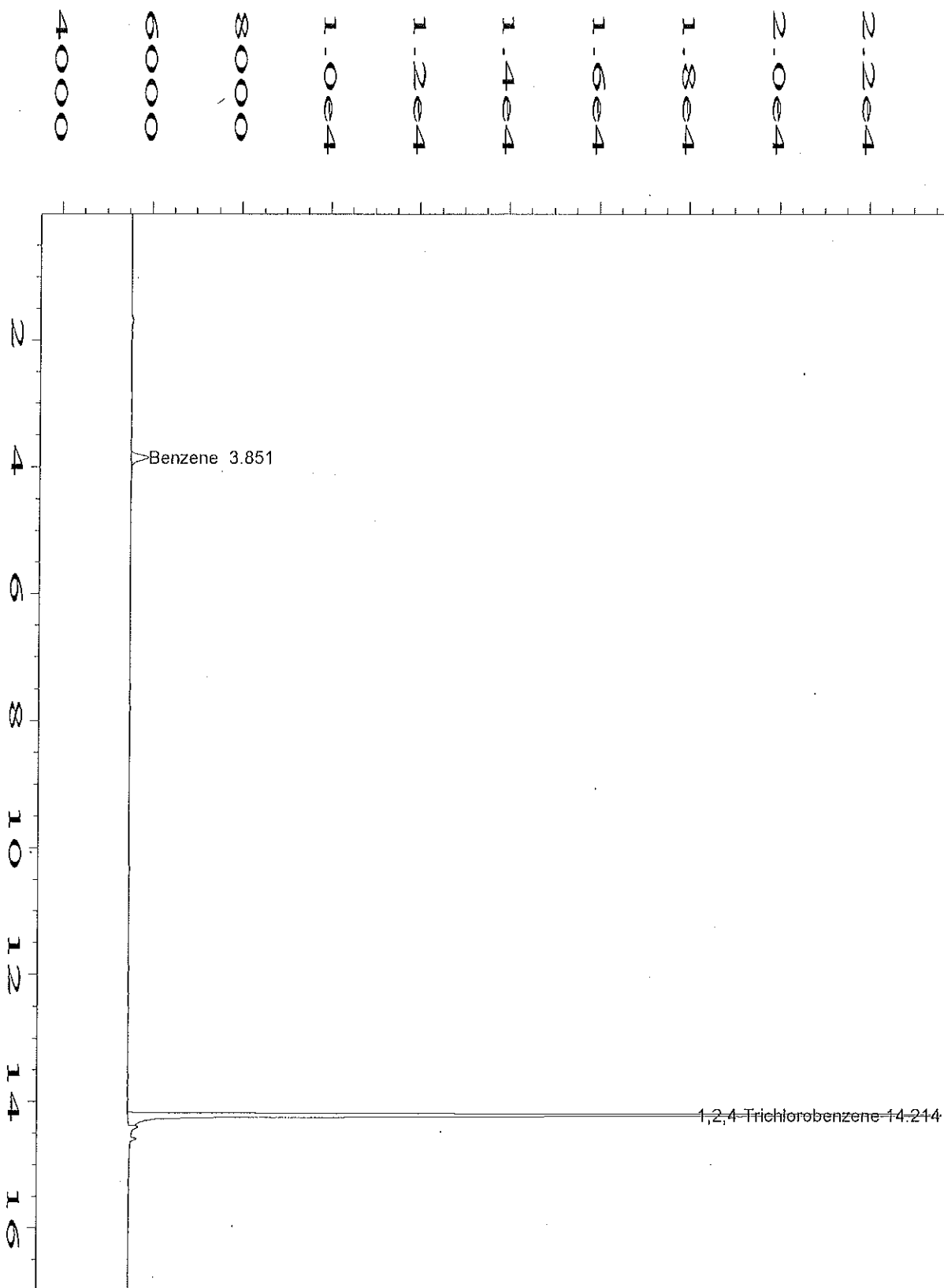
Approved

Notes: Total Xylenes consist of three isomers, two of which co-elute. The Xylene RL is for a single peak. Confirmation analysis was not performed.

Qualifiers: B - Analyte detected in the associated Method Blank, value not subtracted from result
E - Extrapolated value, Value exceeds calibration range
H - Sample analysis exceeded analytical holding time
J - Indicates an estimated value when the compound is detected, but is below the LQL
S - Spike Recovery outside accepted limits
U - Compound analyzed for but not detected
X - See case narrative
* - Value exceeded the Maximum Contamination Level (MCL), TCLP limit, or if compound is undetected, LQL exceeds MCL.

Definitions: LQL - Lower Quantitation Limit
Surr - Surrogate

Print Date: 6/14/06



Data File Name	: C:\HPCHEM\2\DATA\TVB20613\025R0101.D	Page Number	: 1
Operator	: j.jones	Vial Number	: 25
Instrument	: TVHBTEX2	Injection Number	: 1
Sample Name	: 06-3710-15A	Sequence Line	: 1
Run Time Bar Code:		Instrument Method	: TW20326.MTH
Acquired on	: 14 Jun 06 00:21 AM	Analysis Method	: BW20330.MTH
Report Created on:	: 14 Jun 06 00:39 AM	Sample Amount	: 0
Last Recalib on	: 31 MAR 06 09:24 AM	ISTD Amount	:
Multiplier	: 1		
Sample Info	: SAMP		
	DF=1		

Evergreen Analytical, Inc.

4036 Youngfield Street, Wheat Ridge, Colorado 80033-3862
(303) 425-6021

Client Sample ID: 061206-MW13
Client Project ID: EO4058
Date Collected: 6/12/06
Date Received: 6/13/06

Lab Work Order: 06-3710
Lab Sample ID: 06-3710-16A
Sample Matrix: Groundwater

AROMATIC VOLATILE ORGANICS

Method: SW8021B

Prep Method: SW5030A

Date Prepared: 6/13/06
Date Analyzed: 6/14/06

Lab File ID: TVB20613\026R
Method Blank: MB2061306

Dilution Factor: 1

Analytes	CAS Number	Result	LQL	Units
Methyl-t-butyl ether	1634-04-4	U	4.0	µg/L
Benzene	71-43-2	U	1.0	µg/L
Toluene	108-88-3	U	2.0	µg/L
Ethylbenzene	100-41-4	U	2.0	µg/L
m,p-Xylene	1330-20-7	U	2.0	µg/L
o-Xylene	95-47-6	U	2.0	µg/L
Surr: 1,2,4-Trichlorobenzene (S)	120-82-1	101	QC Limits: 60-140	%REC


Analyst

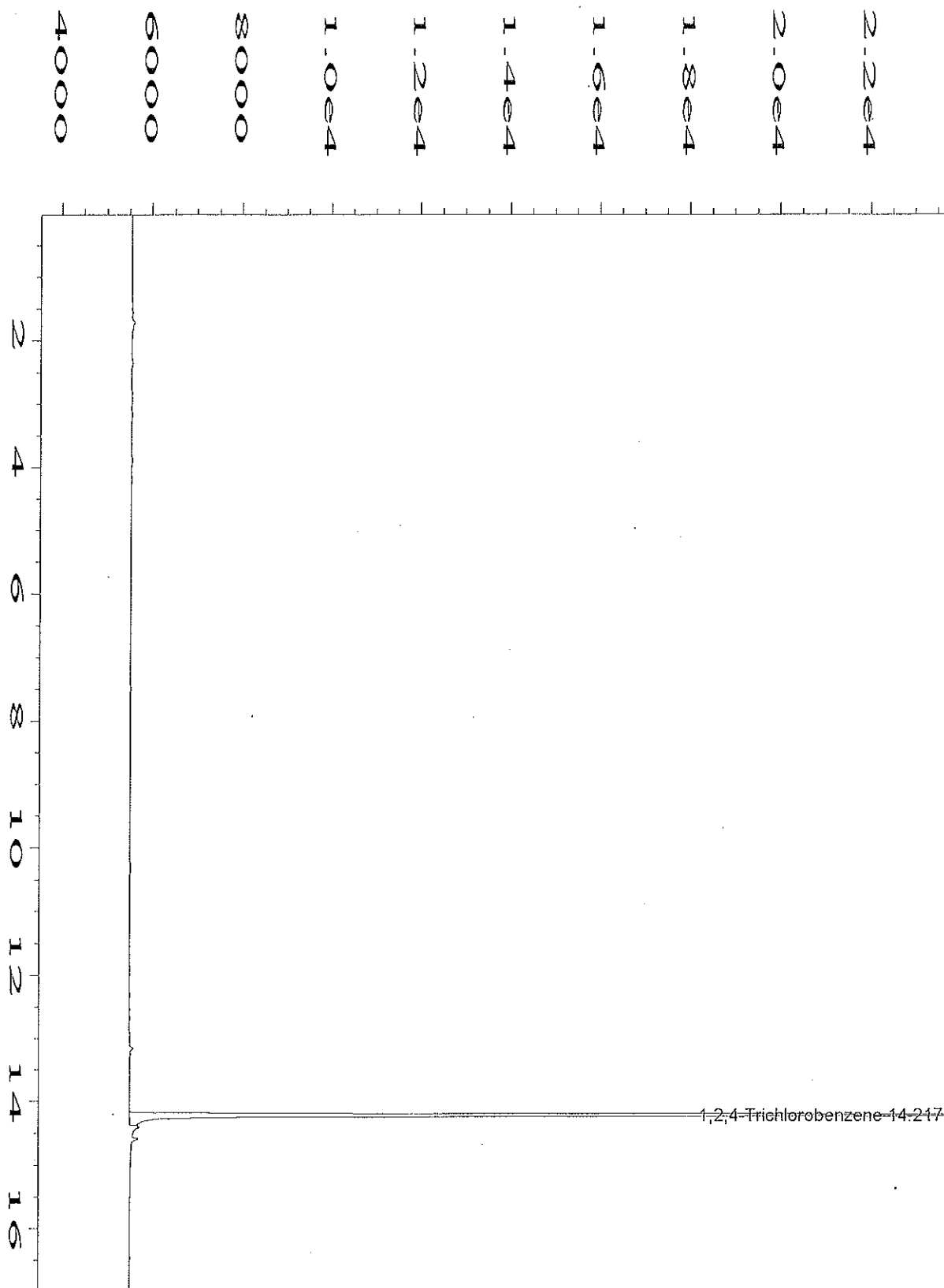

Approved

Notes: Total Xylenes consist of three isomers, two of which co-elute. The Xylene RL is for a single peak. Confirmation analysis was not performed.

Qualifiers: B - Analyte detected in the associated Method Blank, value not subtracted from result
E - Extrapolated value. Value exceeds calibration range
H - Sample analysis exceeded analytical holding time
J - Indicates an estimated value when the compound is detected, but is below the LQL
S - Spike Recovery outside accepted limits
U - Compound analyzed for but not detected
X - See case narrative
* - Value exceeded the Maximum Contamination Level (MCL), TCLP limit, or if compound is undetected, LQL exceeds MCL.

Definitions: LQL - Lower Quantitation Limit
Surr - Surrogate

Print Date: 6/14/06



Data File Name	: C:\HPCHEM\2\DATA\TVB20613\026R0101.D	Page Number	: 1
Operator	: j.jones	Vial Number	: 26
Instrument	: TVHBTEX2	Injection Number	: 1
Sample Name	: 06-3710-16A	Sequence Line	: 1
Run Time Bar Code:		Instrument Method	: TW20326.MTH
Acquired on	: 14 Jun 06 00:59 AM	Analysis Method	: BW20330.MTH
Report Created on:	: 14 Jun 06 01:17 AM	Sample Amount	: 0
Last Recalib on	: 31 MAR 06 09:24 AM	ISTD Amount	:
Multiplier	: 1		
Sample Info	: SAMP		
	DF=1		

45

Evergreen Analytical, Inc.
4036 Youngfield Street, Wheat Ridge, Colorado 80033-3862
(303) 425-6021

Client Sample ID: Trip Blank
Client Project ID: EO4058
Date Collected: 6/12/06
Date Received: 6/13/06

Lab Work Order 06-3710
Lab Sample ID: 06-3710-17A
Sample Matrix: Groundwater

AROMATIC VOLATILE ORGANICS

Method: SW8021B

Prep Method: SW5030A

Date Prepared: 6/13/06

Lab File ID: TVB20613\027R

Dilution Factor: 1

Date Analyzed: 6/14/06

Method Blank: MB2061306

Analytes	CAS Number	Result	LQL	Units
Methyl-t-butyl ether	1634-04-4	U	4.0	µg/L
Benzene	71-43-2	U	1.0	µg/L
Toluene	108-88-3	U	2.0	µg/L
Ethylbenzene	100-41-4	U	2.0	µg/L
m,p-Xylene	1330-20-7	U	2.0	µg/L
o-Xylene	95-47-6	U	2.0	µg/L
Surr: 1,2,4-Trichlorobenzene (S)	120-82-1	101	QC Limits: 60-140	%REC


Analyst

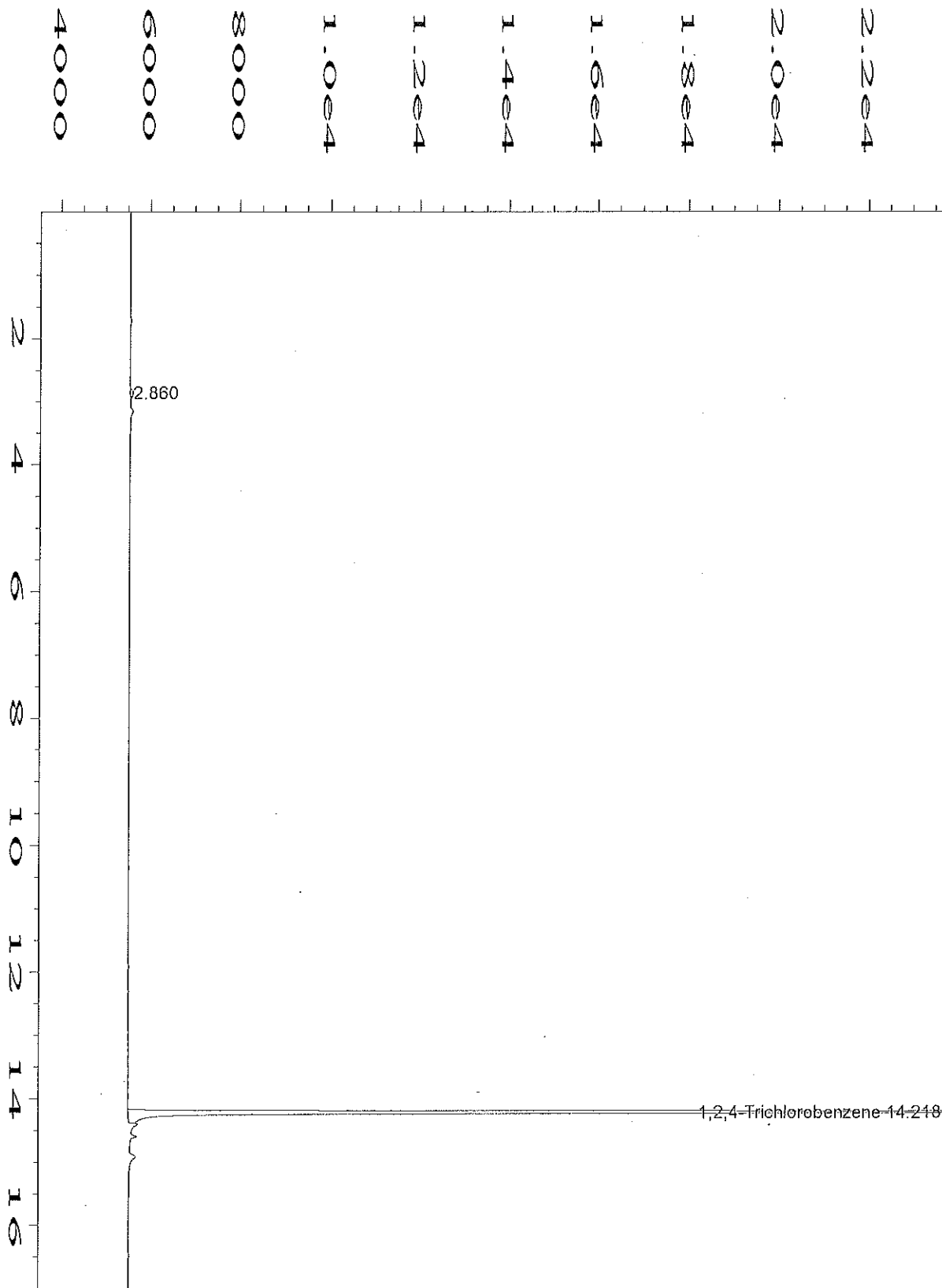

Approved

Notes: Total Xylenes consist of three isomers, two of which co-elute. The Xylene RL is for a single peak. Confirmation analysis was not performed.

Qualifiers: B - Analyte detected in the associated Method Blank, value not subtracted from result
E - Extrapolated value. Value exceeds calibration range
H - Sample analysis exceeded analytical holding time
J - Indicates an estimated value when the compound is detected, but is below the LQL
S - Spike Recovery outside accepted limits
U - Compound analyzed for but not detected
X - See case narrative
* - Value exceeded the Maximum Contamination Level (MCL), TCLP limit, or if compound is undetected, LQL exceeds MCL.

Definitions: LQL - Lower Quantitation Limit
Surr - Surrogate

Print Date: 6/14/06



Data File Name	: C:\HPCHEM\2\DATA\TVB20613\027R0101.D	Page Number	: 1
Operator	: j.jones	Vial Number	: 27
Instrument	: TVHBTEX2	Injection Number	: 1
Sample Name	: 06-3710-17A	Sequence Line	: 1
Run Time Bar Code:		Instrument Method	: TW20326.MTH
Acquired on	: 14 Jun 06 01:38 AM	Analysis Method	: BW20330.MTH
Report Created on:	14 Jun 06 01:55 AM	Sample Amount	: 0
Last Recalib on	: 31 MAR 06 09:24 AM	ISTD Amount	:
Multiplier	: 1		
Sample Info	: SAMP		
	DF=1		

Evergreen Analytical, Inc.
4036 Youngfield Street, Wheat Ridge, Colorado 80033-3862
(303) 425-6021

Client Project ID EO4058

Lab Order: 06-3710
Units: mg/L

RSKSOP-175M Headspace

Method: RSKSOP175M

Methane

Prep Method: RSKSOP175M

Lab ID	Client ID	Matrix	Date Received	Collection Date	Date Prepared	Date Analyzed	Results	LQL	DF
06-3710-01B	061206-MW6	Groundwater	6/13/06	6/12/06	6/13/06	6/13/06	0.0026	0.00080	1
06-3710-02B	061206-MW2	Groundwater	6/13/06	6/12/06	6/13/06	6/13/06	12	0.040	50
06-3710-03B	061206-MW16	Groundwater	6/13/06	6/12/06	6/13/06	6/13/06	0.042	0.00080	1
06-3710-04B	061206-MW17	Groundwater	6/13/06	6/12/06	6/13/06	6/13/06	2.6	0.016	20
06-3710-05B	061206-MW8	Groundwater	6/13/06	6/12/06	6/13/06	6/13/06	0.13	0.00080	1
06-3710-06B	061206-MW7	Groundwater	6/13/06	6/12/06	6/13/06	6/13/06	0.0037	0.00080	1
06-3710-07B	061206-MW1	Groundwater	6/13/06	6/12/06	6/13/06	6/13/06	0.011	0.00080	1
06-3710-08B	061206-MW4	Groundwater	6/13/06	6/12/06	6/13/06	6/13/06	9.2	0.040	50
06-3710-09B	061206-MW15	Groundwater	6/13/06	6/12/06	6/13/06	6/13/06	0.010	0.00080	1
06-3710-10B	061206-MW14	Groundwater	6/13/06	6/12/06	6/13/06	6/13/06	7.0	0.040	50
06-3710-11B	061206-MW9	Groundwater	6/13/06	6/12/06	6/13/06	6/13/06	10	0.040	50
06-3710-12B	061206-MW11	Groundwater	6/13/06	6/12/06	6/13/06	6/13/06	0.043	0.00080	1
06-3710-13B	061206-MW19	Groundwater	6/13/06	6/12/06	6/13/06	6/13/06	1.3	0.016	20
06-3710-14B	061206-MW25	Groundwater	6/13/06	6/12/06	6/13/06	6/13/06	0.060	0.00080	1
06-3710-15B	061206-MW12	Groundwater	6/13/06	6/12/06	6/13/06	6/13/06	2.1	0.016	20
06-3710-16B	061206-MW13	Groundwater	6/13/06	6/12/06	6/13/06	6/13/06	2.8	0.016	20
06-3710-17B	Trip Blank	Groundwater	6/13/06	6/12/06	6/13/06	6/13/06	U	0.00080	1

Analyst

Approved

Qualifiers: J - Indicates an estimated value when the compound is detected, but is below the LQL

H - Sample analysis exceeded analytical holding time

U - Compound analyzed for but not detected

X - See case narrative

* - Value exceeds Maximum Contamination Level(MCL), TCLP limit, or if compound is undetected, LQL exceeds MCL.

Definitions: DF - Dilution Factor
LQL - Lower Quantitation Limit

Print Date: 6/13/06

-5-
C-4

Evergreen Analytical, Inc.
4036 Youngfield Street, Wheat Ridge, Colorado 80033-3862
(303) 425-6021

Client Sample ID:	061206-MW2	Lab Work Order:	06-3710
Client Project ID:	EO4058	Lab Sample ID:	06-3710-02A
Date Collected:	6/12/2006	Sample Matrix:	Groundwater
Date Received:	6/13/2006	Lab File ID:	\VOA50614\2001020.D
Date Prepared:	6/14/2006	Method Blank:	MB5061406-W
Date Analyzed:	6/14/2006	Prep Factor:	1.000
Percent Moisture:	NA	Dilution Factor:	5.00

Method: SW8260B
Prep Method: SW5030A


VOLATILE ORGANICS

Units: µg/L

Analytes	CAS Number	Result	LQL
Benzene	71-43-2	320	10
Surr: 1,2-Dichloroethane-d4	17060-07-0	103	QC Limits: 70-130 %REC
Surr: 4-Bromofluorobenzene	460-00-4	101	QC Limits: 70-130 %REC
Surr: Toluene-d8	2037-26-5	105	QC Limits: 70-130 %REC



Analyst



Approved

Qualifiers: B - Analyte detected in the associated Method Blank, value not subtracted from result
E - Extrapolated value. Value exceeds calibration range
H - Sample analysis exceeded analytical holding time
J - Indicates an estimated value when the compound is detected, but is below the LQL
S - Spike Recovery outside accepted limits
U - Compound analyzed for but not detected
X - See case narrative
* - Value exceeded the Maximum Contamination Level (MCL), TCLP limit, or if compound is undetected, LQL exceeds MCL.

Definitions: NA - Not Applicable
LQL - Lower Quantitation Limit
MDL - Method Detection Limit
Surr - Surrogate

Print Date: 6/15/2006

Data File : C:\MSDCHEM\1\DATA\VOA50614\2001020.D

Acq On : 14 Jun 2006 5:22 pm

Sample : 06-3710-02A DF=5

Misc : SAMP 8260_W

MS Integration Params: RTEINT.P

Quant Time: Jun 15 8:55 2006

Vial: 20

Operator: Don Chamot

Inst : voa5

Multiplr: 1.00

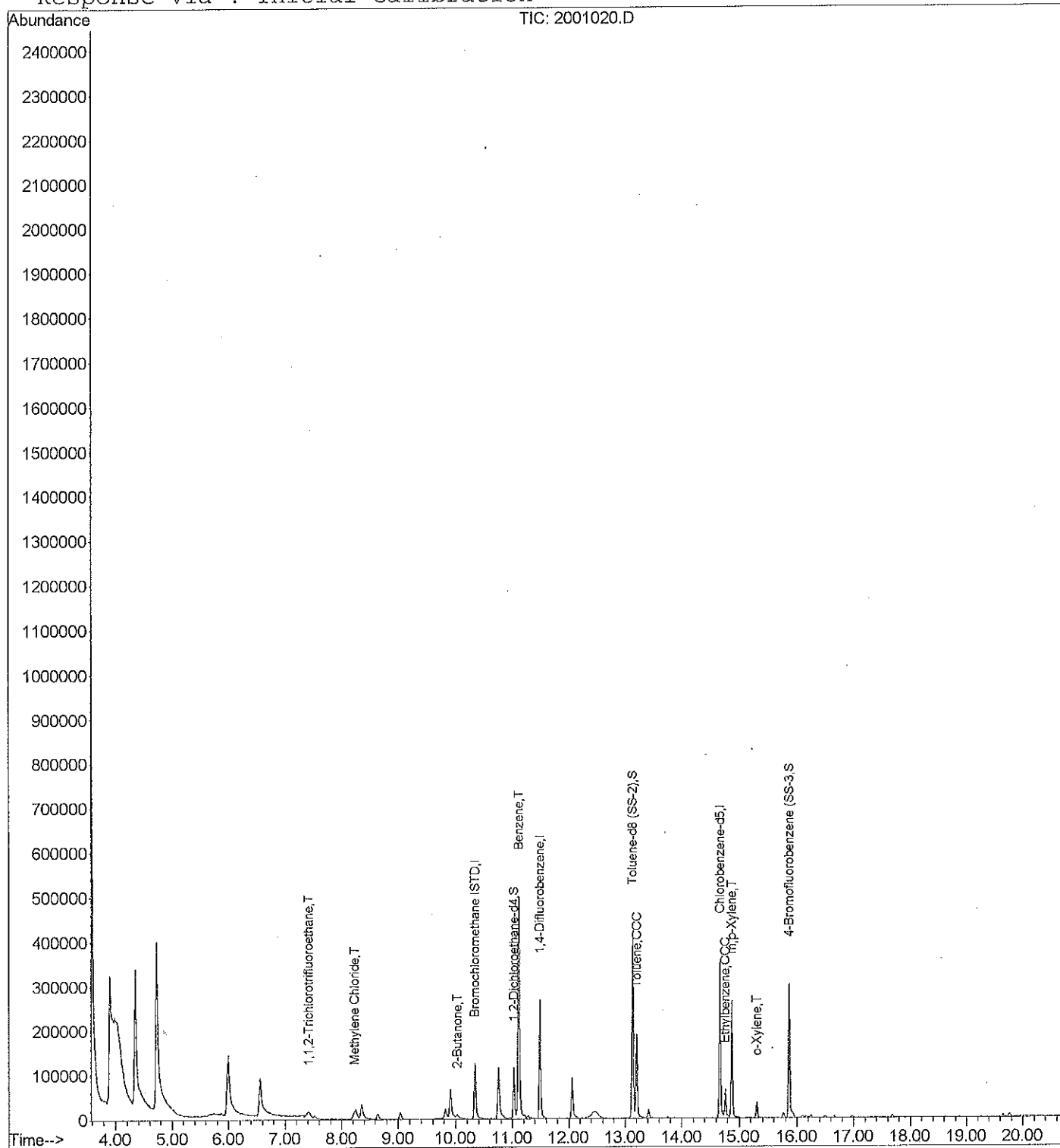
Quant Results File: 82600607.RES

Method : C:\MSDCHEM\1\METHODS\82600607.M (RTE Integrator)

Title : 8260

Last Update : Thu Jun 08 07:46:39 2006

Response via : Initial Calibration



Evergreen Analytical, Inc.
4036 Youngfield Street, Wheat Ridge, Colorado 80033-3862
(303) 425-6021

Client Sample ID:	061206-MW4	Lab Work Order:	06-3710
Client Project ID:	EO4058	Lab Sample ID:	06-3710-08A
Date Collected:	6/12/2006	Sample Matrix:	Groundwater
Date Received:	6/13/2006	Lab File ID:	\VOA50614\2101021.D
Date Prepared:	6/14/2006	Method Blank:	MB5061406-W
Date Analyzed:	6/14/2006	Prep Factor:	1.000
Percent Moisture:	NA	Dilution Factor:	5.00

Method: SW8260B
Prep Method: SW5030A

VOLATILE ORGANICS

Units: µg/L

Analytes	CAS Number	Result	LQL
Benzene	71-43-2	220	10
Surr: 1,2-Dichloroethane-d4	17060-07-0	99	QC Limits: 70-130 %REC
Surr: 4-Bromofluorobenzene	460-00-4	89	QC Limits: 70-130 %REC
Surr: Toluene-d8	2037-26-5	97	QC Limits: 70-130 %REC

Analyst

Approved

Qualifiers: B - Analyte detected in the associated Method Blank, value not subtracted from result
E - Extrapolated value. Value exceeds calibration range
H - Sample analysis exceeded analytical holding time
J - Indicates an estimated value when the compound is detected, but is below the LQL
S - Spike Recovery outside accepted limits
U - Compound analyzed for but not detected
X - See case narrative
* - Value exceeded the Maximum Contamination Level (MCL), TCLP limit, or if compound is undetected, LQL exceeds MCL.

Definitions: NA - Not Applicable
LQL - Lower Quantitation Limit
MDL - Method Detection Limit
Surr - Surrogate

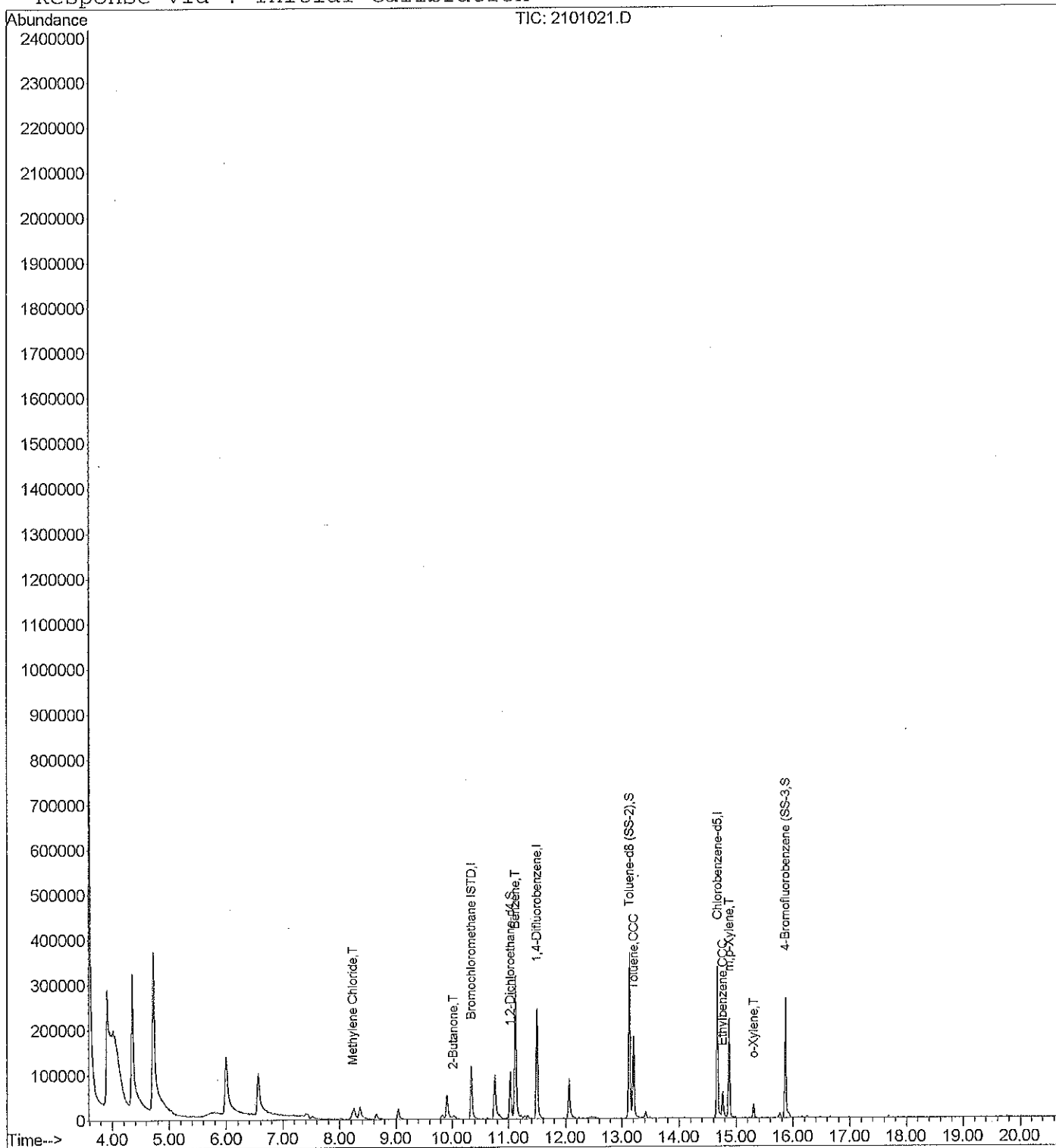
Print Date: 6/15/2006

Data File : C:\MSDCHEM\1\DATA\VOA50614\2101021.D
Acq On : 14 Jun 2006 5:53 pm
Sample : 06-3710-08A DF=5
Misc : SAMP 8260_W
MS Integration Params: RTEINT.P
Quant Time: Jun 15 8:57 2006

Vial: 21
Operator: Don Chamot
Inst : voa5
Multiplr: 1.00

Quant Results File: 82600607.RES

Method : C:\MSDCHEM\1\METHODS\82600607.M (RTE Integrator)
Title : 8260
Last Update : Thu Jun 08 07:46:39 2006
Response via : Initial Calibration



47

Evergreen Analytical, Inc.
4036 Youngfield Street, Wheat Ridge, Colorado 80033-3862
(303) 425-6021

Client Sample ID:	061206-MW9	Lab Work Order:	06-3710
Client Project ID:	EO4058	Lab Sample ID:	06-3710-11A
Date Collected:	6/12/2006	Sample Matrix:	Groundwater
Date Received:	6/13/2006	Lab File ID:	\\VOA50614\2201022.D
Date Prepared:	6/14/2006	Method Blank:	MB5061406-W
Date Analyzed:	6/14/2006	Prep Factor:	1.000
Percent Moisture:	NA	Dilution Factor:	1.00

Method: SW8260B

VOLATILE ORGANICS


Prep Method: SW5030A

Units: µg/L

Analytes	CAS Number	Result	LQL
Benzene	71-43-2	7.0	2.0
Surr: 1,2-Dichloroethane-d4	17060-07-0	94	QC Limits: 70-130 %REC
Surr: 4-Bromofluorobenzene	460-00-4	91	QC Limits: 70-130 %REC
Surr: Toluene-d8	2037-26-5	100	QC Limits: 70-130 %REC



Analyst



Approved

Qualifiers: B - Analyte detected in the associated Method Blank, value not subtracted from result
E - Extrapolated value. Value exceeds calibration range
H - Sample analysis exceeded analytical holding time
J - Indicates an estimated value when the compound is detected, but is below the LQL
S - Spike Recovery outside accepted limits
U - Compound analyzed for but not detected
X - See case narrative
* - Value exceeded the Maximum Contamination Level (MCL), TCLP limit, or if compound is undetected, LQL exceeds MCL.

Definitions: NA - Not Applicable
LQL - Lower Quantitation Limit
MDL - Method Detection Limit
Surr - Surrogate


Print Date: 6/15/2006

Data File : C:\MSDCHEM\1\DATA\VOA50614\2201022.D
Acq On : 14 Jun 2006 6:25 pm
Sample : 06-3710-11A
Misc : SAMP 8260_W
MS Integration Params: RTEINT.P
Quant Time: Jun 15 8:59 2006

Vial: 22
Operator: Don Chamot
Inst : voa5
Multiplr: 1.00

Quant Results File: 82600607.RES

Method : C:\MSDCHEM\1\METHODS\82600607.M (RTE Integrator)
Title : 8260
Last Update : Thu Jun 08 07:46:39 2006
Response via : Initial Calibration



4
20

Evergreen Analytical, Inc.
4036 Youngfield Street, Wheat Ridge, Colorado 80033-3862
(303) 425-6021

Client Sample ID:	061206-MW12	Lab Work Order:	06-3710
Client Project ID:	EO4058	Lab Sample ID:	06-3710-15A
Date Collected:	6/12/2006	Sample Matrix:	Groundwater
Date Received:	6/13/2006	Lab File ID:	\VOA50614\2301023.D
Date Prepared:	6/14/2006	Method Blank:	MB5061406-W
Date Analyzed:	6/14/2006	Prep Factor:	1.000
Percent Moisture:	NA	Dilution Factor:	1.00

Method: SW8260B
Prep Method: SW5030A


VOLATILE ORGANICS

Units: µg/L

Analytes	CAS Number	Result	LQL
Benzene	71-43-2	1.1 J	2.0
Surr: 1,2-Dichloroethane-d4	17060-07-0	95.6	QC Limits: 70-130 %REC
Surr: 4-Bromofluorobenzene	460-00-4	83.5	QC Limits: 70-130 %REC
Surr: Toluene-d8	2037-26-5	93.6	QC Limits: 70-130 %REC



Analyst



Approved

Qualifiers: B - Analyte detected in the associated Method Blank, value not subtracted from result
E - Extrapolated value, Value exceeds calibration range
H - Sample analysis exceeded analytical holding time
J - Indicates an estimated value when the compound is detected, but is below the LQL
S - Spike Recovery outside accepted limits
U - Compound analyzed for but not detected
X - See case narrative
* - Value exceeded the Maximum Contamination Level (MCL), TCLP limit, or if compound is undetected, LQL exceeds MCL.

Definitions: NA - Not Applicable
LQL - Lower Quantitation Limit
MDL - Method Detection Limit
Surr - Surrogate


Print Date: 6/15/2006

Data File : C:\MSDCHEM\1\DATA\VOA50614\2301023.D
Acq On : 14 Jun 2006 6:56 pm
Sample : 06-3710-15A
Misc : SAMP 8260_W
MS Integration Params: RTEINT.P
Quant Time: Jun 15 9:01 2006

Vial: 23
Operator: Don Chamot
Inst : voa5
Multiplr: 1.00

Quant Results File: 82600607.RES

Method : C:\MSDCHEM\1\METHODS\82600607.M (RTE Integrator)
Title : 8260
Last Update : Thu Jun 08 07:46:39 2006
Response via : Initial Calibration



QUALITY ASSURANCE REPORTS

METHOD BLANKS (MB, MEB)

LABORATORY CONTROL SPIKES (LCS)

MATRIX SPIKES (MS/MSD)*

DUPLICATES (DUP)*

*Only included if requested or if performed on this client's samples.

Evergreen Analytical, Inc.

Date: 14-Jun-06

Work Order: 06-3710
Client Project ID: EO4058

ANALYTICAL QC SUMMARY REPORT

BatchID: R25017

Sample ID: MB2061306	Sample Type: MLK	Test Code: 8021_W	Run ID: TVHBTX2_060613A	Prep Date: 6/13/06	Units: µg/L
Batch ID: R25017	Test No: SW8021B	File ID: TVB20613003R	Analysis Date: 6/13/06	Seq No: 452274	
Analyte	Result	LQL	SPK value	SPK Ref Val	%REC LowLimit HighLimit RPD Ref Val %RPD RPD Limit Qual

Methyl-t-butyl ether	U	4.0			
Benzene	U	1.0			
Toluene	U	2.0			
Ethylbenzene	U	2.0			
m,p-Xylene	U	2.0			
o-Xylene	U	2.0			
Surf: 1,2,4-Trichlorobenzene (S)	101.7	0	100	0	102 60 140 0 0

Sample ID: LCS2061306	Sample Type: LCS	Test Code: 8021_W	Run ID: TVHBTX2_060613A	Prep Date: 6/13/06	Units: µg/L
Batch ID: R25017	Test No: SW8021B	File ID: TVB20613004R	Analysis Date: 6/13/06	Seq No: 452275	
Analyte	Result	LQL	SPK value	SPK Ref Val	%REC LowLimit HighLimit RPD Ref Val %RPD RPD Limit Qual

Methyl-t-butyl ether	31.11	4.0	31.2	0	99.7	70	130	0	0
Benzene	24.35	1.0	21.2	0	115	70	130	0	0
Toluene	163.5	2.0	183.6	0	89	70	130	0	0
Ethylbenzene	35.03	2.0	36.8	0	95.2	70	130	0	0
m,p-Xylene	133.7	2.0	154.4	0	86.6	70	130	0	0
o-Xylene	54.74	2.0	57.2	0	95.7	70	130	0	0
Surf: 1,2,4-Trichlorobenzene (S)	121.6	0	100	0	122	60	140	0	0

Sample ID: 06-3710-01AAMS	Sample Type: MS	Test Code: 8021_W	Run ID: TVHBTX2_060613A	Prep Date: 6/13/06	Units: µg/L						
Client ID: 061206-MW6	Batch ID: R25017	Test No: SW8021B	File ID: TVB20613006R	Analysis Date: 6/13/06	Seq No: 452277						
Analyte	Result	LQL	SPK value	SPK Ref Val	%REC	Low Limit	High Limit	RPD Ref Val	%RPD	RPD Limit	Qual
Methyl-t-butyl ether	33.85	4.0	31.2	0	108	70	130	0	0		
Benzene	25.22	1.0	21.2	0	119	70	135	0	0		
Toluene	167	2.0	183.6	0	91	70	140	0	0		
Ethylbenzene	35.67	2.0	36.8	0	96.9	70	130	0	0		
m,p-Xylene	136.2	2.0	154.4	0	88.2	70	130	0	0		
o-Xylene	55.94	2.0	57.2	0	97.8	70	132	0	0		

Qualifiers:

ND - Not Detected at the Reporting Limit
J - Analyte detected below quantitation limits
S - Spike Recovery outside accepted recovery limits

R - RPD outside accepted recovery limits
B - Analyte detected in the associated Method Blank
H - Sample exceeded analytical holding time

Print Date: 6/14/06

Work Order: 06-3710
Client Project ID: EO4058

ANALYTICAL QC SUMMARY REPORT

BatchID: R25017

Sample ID: 06-3710-01AMS	Sample Type: MS	Test Code: 8021_W	Run ID: TVHBTX2_060613A	Prep Date: 6/13/06	Units: µg/L
Client ID: 061206-MW6	Batch ID: R25017	Test No: SW8021B	File ID: TVB206131006R	Analysis Date: 6/13/06	Seq No: 452277
Analyte	Result	LQL	SPK value	SPK Ref Val	%REC LowLimit HighLimit RPD Ref Val %RPD RPD Limit Qual
Surr: 1,2,4-Trichlorobenzene (S)	122.1	0	100	0	122 60 140 0 0

Sample ID: 06-3710-01AMS	Sample Type: MSD	Test Code: 8021_W	Run ID: TVHBTX2_060613A	Prep Date: 6/13/06	Units: µg/L
Client ID: 061206-MW6	Batch ID: R25017	Test No: SW8021B	File ID: TVB206131007R	Analysis Date: 6/13/06	Seq No: 452278
Analyte	Result	LQL	SPK value	SPK Ref Val	%REC LowLimit HighLimit RPD Ref Val %RPD RPD Limit Qual
Methyl-t-butyl ether	32.69	4.0	31.2	0	105 70 130 33.85 3.47 30
Benzene	25.36	1.0	21.2	0	120 70 135 25.22 0.530 30
Toluene	167.6	2.0	183.6	0	91.3 70 140 167 0.388 30
Ethylbenzene	35.77	2.0	36.8	0	97.2 70 130 35.67 0.294 30
m,p-Xylene	136.5	2.0	154.4	0	88.4 70 130 136.2 0.218 30
o-Xylene	56.24	2.0	57.2	0	98.3 70 132 55.94 0.531 30
Surr: 1,2,4-Trichlorobenzene (S)	120.4	0	100	0	120 60 140 0 0

Qualifiers:

ND - Not Detected at the Reporting Limit
J - Analyte detected below quantitation limits
S - Spike Recovery outside accepted recovery limits

R - RPD outside accepted recovery limits
B - Analyte detected in the associated Method Blank
H - Sample exceeded analytical holding time

Print Date: 6/14/06

Evergreen Analytical, Inc.

Date: 13-Jun-06

Work Order: 06-3710
Client Project ID: EO4058

ANALYTICAL QC SUMMARY REPORT

BatchID: GAS061306

Sample ID: GB061306	SampleType: MBLK	TestCode: MEEP_W	Run ID: FID4_060613A	Prep Date: 6/13/06	Units: mg/L
Batch ID: GAS061306	TestNo: RSKSOP175	FileID: GAS0613003	Analysis Date: 6/13/06	SeqNo: 451928	
Analyte	Result	LQL	SPK value	SPK Ref Val	%REC LowLimit HighLimit RPD Ref Val %RPD RPDLimit Qual
Methane	U	0.00080			
Sample ID: LCS061306	SampleType: LCS	TestCode: MEEP_W	Run ID: FID4_060613A	Prep Date: 6/13/06	Units: mg/L
Batch ID: GAS061306	TestNo: RSKSOP175	FileID: GAS0613004	Analysis Date: 6/13/06	SeqNo: 451929	
Analyte	Result	LQL	SPK value	SPK Ref Val	%REC LowLimit HighLimit RPD Ref Val %RPD RPDLimit Qual
Methane	0.542	0.0080	0.5094	0	106 70 130 0 0
Sample ID: LCSD061306	SampleType: LCSD	TestCode: MEEP_W	Run ID: FID4_060613A	Prep Date: 6/13/06	Units: mg/L
Batch ID: GAS061306	TestNo: RSKSOP175	FileID: GAS0613005	Analysis Date: 6/13/06	SeqNo: 451930	
Analyte	Result	LQL	SPK value	SPK Ref Val	%REC LowLimit HighLimit RPD Ref Val %RPD RPDLimit Qual
Methane	0.5462	0.0080	0.5094	0	107 70 130 0.542 0.766 30
Sample ID: 06-3710-06BMS	SampleType: MS	TestCode: MEEP_W	Run ID: FID4_060613A	Prep Date: 6/13/06	Units: mg/L
Client ID: 061206-MW7	Batch ID: GAS061306	TestNo: RSKSOP175	FileID: GAS0613032	Analysis Date: 6/13/06	SeqNo: 451915
Analyte	Result	LQL	SPK value	SPK Ref Val	%REC LowLimit HighLimit RPD Ref Val %RPD RPDLimit Qual
Methane	0.5615	0.0080	0.5094	0.003715	110 70 130 0 0
Sample ID: 06-3710-06BMSD	SampleType: MSD	TestCode: MEEP_W	Run ID: FID4_060613A	Prep Date: 6/13/06	Units: mg/L
Client ID: 061206-MW7	Batch ID: GAS061306	TestNo: RSKSOP175	FileID: GAS0613033	Analysis Date: 6/13/06	SeqNo: 451916
Analyte	Result	LQL	SPK value	SPK Ref Val	%REC LowLimit HighLimit RPD Ref Val %RPD RPDLimit Qual
Methane	0.5576	0.0080	0.5094	0.003715	109 70 130 0.5615 0.693 30

Qualifiers:

ND - Not Detected at the Reporting Limit
J - Analyte detected below quantitation limits
S - Spike Recovery outside accepted recovery limits

R - RPD outside accepted recovery limits
B - Analyte detected in the associated Method Blank
H - Sample exceeded analytical holding time

Print Date: 6/13/06

Evergreen Analytical, Inc.

Date: 15-Jun-06

Work Order: 06-3710
Client Project ID: EO4058

ANALYTICAL QC SUMMARY REPORT

TestCode: 8260_W

Sample ID: MB5061406-W	Sampl Type: MBLK	TestCode: 8260_W	Run ID: VOA-5_060614A	Prep Date: 6/14/2006	Units: µg/L						
	Batch ID: R25043	TestNo: SW8260B	FileID: VOA506140701007.D	Analysis Date: 6/14/2006	SeqNo: 452967						
Analyte	Result	LQL	SPK value	SPK Ref Val	%REC	LowLimit	HighLimit	RPD Ref Val	%RPD	RPDLimit	Qual

Benzene	U	2.0									
Surr: 1,2-Dichloroethane-d4	51.07	0	50	0	102	70	130	0	0		
Surr: 4-Bromofluorobenzene	46.57	0	50	0	93.1	70	130	0	0		
Surr: Toluene-d8	52.42	0	50	0	105	70	130	0	0		

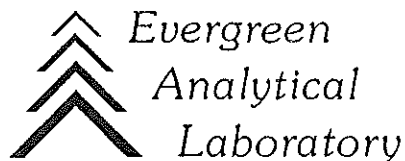
Sample ID: LCS5061406-W (2	Sample Type: LCS	TestCode: 8260_W	Run ID: VOA-5_060614A	Prep Date: 6/14/2006	Units: µg/L						
	Batch ID: R25043	TestNo: SW8260B	FileID: VOA506140401004.D	Analysis Date: 6/14/2006	SeqNo: 452965						
Analyte	Result	LQL	SPK value	SPK Ref Val	%REC	LowLimit	HighLimit	RPD Ref Val	%RPD	RPDLimit	Qual
Benzene	22.95	2.0	21.2	0	108	70	130	0	0		
Surr: 1,2-Dichloroethane-d4	51.65	0	50	0	103	70	130	0	0		
Surr: 4-Bromofluorobenzene	43.7	0	50	0	87.4	70	130	0	0		
Surr: Toluene-d8	52.43	0	50	0	105	70	130	0	0		

Qualifiers:

ND - Not Detected at the Reporting Limit
J - Analyte detected below quantitation limits
S - Spike Recovery outside accepted recovery limits

R - RPD outside accepted recovery limits
B - Analyte detected in the associated Method Blank
H - Sample exceeded analytical holding time

Print Date: 6/15/2006



June 21, 2006

Dion Plsek
Cordilleran Compliance
826 21 1/2 Road
Grand Junction, CO 81505

Lab Work Order: 06-3753
Client Project ID: EO4058

Dear Dion Plsek:

Enclosed are the analytical results and invoice for the samples shown in the Laboratory Work Order Summary.

The enclosed data for testing performed at Evergreen Analytical Laboratory (EAL) have been reviewed for quality assurance. A case narrative is included to describe any anomalies associated with the samples or data.

EAL will dispose of all samples one month from the date of this letter. If you want samples returned, please advise us by mail or fax as soon as possible.

A copy of this project report and supporting data will be retained for a period of five years unless we are otherwise advised by you. A document retrieval charge will apply.

Thank you for using the services of Evergreen Analytical. If you have any questions concerning the analytical data, please contact me. Please direct other questions to Client Services.

Sincerely,

A handwritten signature in cursive script that reads "Carl Smits".

Carl Smits
Technical Director of Chemical Analysis

WORK ORDER Summary

Evergreen Analytical, Inc.

06-3753

Rpt To: Dion Plsek
Cordilleran Compliance
826 21 1/2 Road
Grand Junction, CO 81505
(970) 263-7800

Fax To: Dion Plsek
Email To: Debbie.Baldwin@state.co.us
Email To: dionplsek@cordcomp.com

6/14/2006 8:17:05 AM

Client Project ID: EO4058
QC Level: LEVEL I+

Comments: EDD in COGCC format to both Cordilleran and Debbie Baldwin @ COGCC. Fax results to Chris Williams, Encana @ 720-876-6485

Sample ID	Client Sample ID	Matrix	Collection Date	Date Received	Test Code	Test Name	Hold	MS	Date Due	Hold Time
06-3753-01A	061306-LSP	Groundwater	6/13/06 0955	6/14/06	8021_W*	8021: BTEX, MBE	<input type="checkbox"/>	<input type="checkbox"/>	6/15/06	6/20/06
06-3753-01B	061306-LSP	Groundwater	6/13/06 0955	6/14/06	MEEP_W*	RSK175M: Methane	<input type="checkbox"/>	<input type="checkbox"/>	6/15/06	6/20/06
06-3753-01C	061306-LSP	Groundwater	6/13/06 0955	6/14/06	6010_D*	6010: Dissolved Metals	<input type="checkbox"/>	<input type="checkbox"/>	6/21/06	12/10/06
06-3753-01C	061306-LSP	Groundwater	6/13/06 0955	6/14/06	6020_D*	6020: Dissolved Metals	<input type="checkbox"/>	<input type="checkbox"/>	6/21/06	12/10/06
06-3753-01D	061306-LSP	Groundwater	6/13/06 0955	6/14/06	ALK_WGRP*	Alkalinity	<input type="checkbox"/>	<input type="checkbox"/>	6/21/06	6/27/06
06-3753-01E	061306-LSP	Groundwater	6/13/06 0955	6/14/06	ANIONS_W*	300.0: Anions by IC	<input type="checkbox"/>	<input type="checkbox"/>	6/21/06	6/15/06
06-3753-01E	061306-LSP	Groundwater	6/13/06 0955	6/14/06	C/A_BAL	Cation / Anion Balance calculation	<input type="checkbox"/>	<input type="checkbox"/>	6/21/06	6/20/06
06-3753-01F	061306-LSP	Groundwater	6/13/06 0955	6/14/06	SULE_H2S	Hydrogen Sulfide	<input type="checkbox"/>	<input type="checkbox"/>	6/21/06	7/11/06
06-3753-01G	061306-LSP	Groundwater	6/13/06 0955	6/14/06	COND_W	Specific Conductance @ 25°C	<input type="checkbox"/>	<input type="checkbox"/>	6/21/06	7/11/06
06-3753-01G	061306-LSP	Groundwater	6/13/06 0955	6/14/06	F_W	Fluoride	<input type="checkbox"/>	<input type="checkbox"/>	6/21/06	7/11/06
06-3753-01G	061306-LSP	Groundwater	6/13/06 0955	6/14/06	PH_W	150.1: pH	<input type="checkbox"/>	<input type="checkbox"/>	6/21/06	6/14/06
06-3753-01G	061306-LSP	Groundwater	6/13/06 0955	6/14/06	TDS_W	Total Dissolved Solids (TDS)	<input type="checkbox"/>	<input type="checkbox"/>	6/21/06	6/20/06
06-3753-01H	061306-LSP	Groundwater	6/13/06 0955	6/14/06	AMMON_W	Ammonia-N	<input type="checkbox"/>	<input type="checkbox"/>	6/21/06	7/11/06
06-3753-02A	061306-LP	Groundwater	6/13/06 1245	6/14/06	8021_W*	8021: BTEX, MBE	<input type="checkbox"/>	<input type="checkbox"/>	6/15/06	6/20/06
06-3753-02B	061306-LP	Groundwater	6/13/06 1245	6/14/06	MEEP_W*	RSK175M: Methane	<input type="checkbox"/>	<input type="checkbox"/>	6/15/06	6/20/06
06-3753-02C	061306-LP	Groundwater	6/13/06 1245	6/14/06	6010_D*	6010: Dissolved Metals	<input type="checkbox"/>	<input type="checkbox"/>	6/21/06	12/10/06
06-3753-02C	061306-LP	Groundwater	6/13/06 1245	6/14/06	6020_D*	6020: Dissolved Metals	<input type="checkbox"/>	<input type="checkbox"/>	6/21/06	12/10/06
06-3753-02D	061306-LP	Groundwater	6/13/06 1245	6/14/06	ALK_WGRP*	Alkalinity	<input type="checkbox"/>	<input type="checkbox"/>	6/21/06	6/27/06
06-3753-02E	061306-LP	Groundwater	6/13/06 1245	6/14/06	ANIONS_W*	300.0: Anions by IC	<input type="checkbox"/>	<input type="checkbox"/>	6/21/06	6/15/06
06-3753-02E	061306-LP	Groundwater	6/13/06 1245	6/14/06	C/A_BAL	Cation / Anion Balance calculation	<input type="checkbox"/>	<input type="checkbox"/>	6/21/06	

Definitions: * - Test Code has a Select List

WORK ORDER Summary**Evergreen Analytical, Inc.****06-3753**

Rpt To: Dion Pisek

Fax To: Dion Pisek

FX: (970) 263-7456

Cordilleran Compliance

Email To: Debbie.Baldwin@state.co.us

826 21 1/2 Road

Email To: dionpisek@cordcomp.com

Grand Junction, CO 81505

6/14/2006 8:17:06 AM

(970) 263-7800

Client Project ID: EO4058

QC Level: LEVEL I+

06-3753-02F	061306-LP	Groundwater	6/13/06 1245	6/14/06	SULF_H2S	Hydrogen Sulfide	<input type="checkbox"/>	<input type="checkbox"/>	6/21/06	6/20/06
06-3753-02G	061306-LP	Groundwater	6/13/06 1245	6/14/06	COND_W	Specific Conductance @ 25°C	<input type="checkbox"/>	<input type="checkbox"/>	6/21/06	7/11/06
06-3753-02G	061306-LP	Groundwater	6/13/06 1245	6/14/06	F_W	Fluoride	<input type="checkbox"/>	<input type="checkbox"/>	6/21/06	7/11/06
06-3753-02G	061306-LP	Groundwater	6/13/06 1245	6/14/06	PH_W	150.1: pH	<input type="checkbox"/>	<input type="checkbox"/>	6/21/06	6/14/06
06-3753-02G	061306-LP	Groundwater	6/13/06 1245	6/14/06	TDS_W	Total Dissolved Solids (TDS)	<input type="checkbox"/>	<input type="checkbox"/>	6/21/06	6/20/06
06-3753-02H	061306-LP	Groundwater	6/13/06 1245	6/14/06	AMMON_W	Ammonia-N	<input type="checkbox"/>	<input type="checkbox"/>	6/21/06	7/11/06
06-3753-03A	061306-DCS1	Groundwater	6/13/06 1035	6/14/06	8021_W*	8021: BTEX, MBE	<input type="checkbox"/>	<input type="checkbox"/>	6/15/06	6/20/06
06-3753-03B	061306-DCS1	Groundwater	6/13/06 1035	6/14/06	MEEP_W*	RSK175M: Methane	<input type="checkbox"/>	<input type="checkbox"/>	6/15/06	6/20/06
06-3753-04A	061306-DCS2	Groundwater	6/13/06 1045	6/14/06	8021_W*	8021: BTEX, MBE	<input type="checkbox"/>	<input type="checkbox"/>	6/15/06	6/20/06
06-3753-04B	061306-DCS2	Groundwater	6/13/06 1045	6/14/06	MEEP_W*	RSK175M: Methane	<input type="checkbox"/>	<input type="checkbox"/>	6/15/06	6/20/06
06-3753-05A	061306-DCS3	Groundwater	6/13/06 1055	6/14/06	8021_W*	8021: BTEX, MBE	<input type="checkbox"/>	<input type="checkbox"/>	6/15/06	6/20/06
06-3753-05B	061306-DCS3	Groundwater	6/13/06 1055	6/14/06	MEEP_W*	RSK175M: Methane	<input type="checkbox"/>	<input type="checkbox"/>	6/15/06	6/20/06
06-3753-06A	061306-DCS4	Groundwater	6/13/06 1105	6/14/06	8021_W*	8021: BTEX, MBE	<input type="checkbox"/>	<input type="checkbox"/>	6/15/06	6/20/06
06-3753-06B	061306-DCS4	Groundwater	6/13/06 1105	6/14/06	MEEP_W*	RSK175M: Methane	<input type="checkbox"/>	<input type="checkbox"/>	6/15/06	6/20/06
06-3753-07A	061306-DCS5	Groundwater	6/13/06 1115	6/14/06	8021_W*	8021: BTEX, MBE	<input type="checkbox"/>	<input type="checkbox"/>	6/15/06	6/20/06
06-3753-07B	061306-DCS5	Groundwater	6/13/06 1115	6/14/06	MEEP_W*	RSK175M: Methane	<input type="checkbox"/>	<input type="checkbox"/>	6/15/06	6/20/06
06-3753-08A	061306-DCS6	Groundwater	6/13/06 1125	6/14/06	8021_W*	8021: BTEX, MBE	<input type="checkbox"/>	<input type="checkbox"/>	6/15/06	6/20/06
06-3753-08B	061306-DCS6	Groundwater	6/13/06 1125	6/14/06	MEEP_W*	RSK175M: Methane	<input type="checkbox"/>	<input type="checkbox"/>	6/15/06	6/20/06
06-3753-09A	061306-DCS7	Groundwater	6/13/06 1135	6/14/06	8021_W*	8021: BTEX, MBE	<input type="checkbox"/>	<input type="checkbox"/>	6/15/06	6/20/06
06-3753-09B	061306-DCS7	Groundwater	6/13/06 1135	6/14/06	MEEP_W*	RSK175M: Methane	<input type="checkbox"/>	<input type="checkbox"/>	6/15/06	6/20/06
06-3753-10A	061306-DCS8	Groundwater	6/13/06 1145	6/14/06	8021_W*	8021: BTEX, MBE	<input type="checkbox"/>	<input type="checkbox"/>	6/15/06	6/20/06
06-3753-10B	061306-DCS8	Groundwater	6/13/06 1145	6/14/06	MEEP_W*	RSK175M: Methane	<input type="checkbox"/>	<input type="checkbox"/>	6/15/06	6/20/06

Definitions: * - Test Code has a Select List

WORK ORDER Summary**Evergreen Analytical, Inc.****06-3753**

Rpt To: Dion Pisek

Fax To: Dion Pisek

FX: (970) 263-7456

Cordilleran Compliance

Email To: Debbie.Baldwin@state.co.us

826 21 1/2 Road

Email To: dionpisek@cordcomp.com

Grand Junction, CO 81505

(970) 263-7800

6/14/2006 8:17:07 AM

Client Project ID: EO4058

QC Level: LEVEL I+

06-3753-11A	061306-YZ	Groundwater	6/13/06 1119	6/14/06	8021_W*	8021: BTEX, MBE	<input type="checkbox"/>	<input type="checkbox"/>	6/15/06	6/20/06
06-3753-11B	061306-YZ	Groundwater	6/13/06 1119	6/14/06	MEEP_W*	RSK175M: Methane	<input type="checkbox"/>	<input type="checkbox"/>	6/15/06	6/20/06
06-3753-12A	061306-MW22	Groundwater	6/13/06 0945	6/14/06	8021_W*	8021: BTEX, MBE	<input type="checkbox"/>	<input type="checkbox"/>	6/15/06	6/20/06
06-3753-12B	061306-MW22	Groundwater	6/13/06 0945	6/14/06	MEEP_W*	RSK175M: Methane	<input type="checkbox"/>	<input type="checkbox"/>	6/15/06	6/20/06
06-3753-13A	061306-MW20	Groundwater	6/13/06 1115	6/14/06	8021_W*	8021: BTEX, MBE	<input type="checkbox"/>	<input type="checkbox"/>	6/15/06	6/20/06
06-3753-13B	061306-MW20	Groundwater	6/13/06 1030	6/14/06	MEEP_W*	RSK175M: Methane	<input type="checkbox"/>	<input type="checkbox"/>	6/15/06	6/20/06
06-3753-14A	061306-MW21	Groundwater	6/13/06 1030	6/14/06	8021_W*	8021: BTEX, MBE	<input type="checkbox"/>	<input type="checkbox"/>	6/15/06	6/20/06
06-3753-14B	061306-MW21	Groundwater	6/13/06 1030	6/14/06	MEEP_W*	RSK175M: Methane	<input type="checkbox"/>	<input type="checkbox"/>	6/15/06	6/20/06
06-3753-15A	061306-MW27	Groundwater	6/13/06 1100	6/14/06	8021_W*	8021: BTEX, MBE	<input type="checkbox"/>	<input type="checkbox"/>	6/15/06	6/20/06
06-3753-15B	061306-MW27	Groundwater	6/13/06 1100	6/14/06	MEEP_W*	RSK175M: Methane	<input type="checkbox"/>	<input type="checkbox"/>	6/15/06	6/20/06
06-3753-16A	061306-MW23	Groundwater	6/13/06 1130	6/14/06	8021_W*	8021: BTEX, MBE	<input type="checkbox"/>	<input type="checkbox"/>	6/15/06	6/20/06
06-3753-16B	061306-MW23	Groundwater	6/13/06 1130	6/14/06	MEEP_W*	RSK175M: Methane	<input type="checkbox"/>	<input type="checkbox"/>	6/15/06	6/20/06
06-3753-17A	061306-MW18	Groundwater	6/13/06 1150	6/14/06	8021_W*	8021: BTEX, MBE	<input type="checkbox"/>	<input type="checkbox"/>	6/15/06	6/20/06
06-3753-17B	061306-MW18	Groundwater	6/13/06 1150	6/14/06	MEEP_W*	RSK175M: Methane	<input type="checkbox"/>	<input type="checkbox"/>	6/15/06	6/20/06
06-3753-18A	061306-XY	Groundwater	6/13/06 1205	6/14/06	8021_W*	8021: BTEX, MBE	<input type="checkbox"/>	<input type="checkbox"/>	6/15/06	6/20/06
06-3753-18B	061306-XY	Groundwater	6/13/06 1205	6/14/06	MEEP_W*	RSK175M: Methane	<input type="checkbox"/>	<input type="checkbox"/>	6/15/06	6/20/06
06-3753-19A	061306-MW26	Groundwater	6/13/06 1215	6/14/06	8021_W*	8021: BTEX, MBE	<input type="checkbox"/>	<input type="checkbox"/>	6/15/06	6/20/06
06-3753-19B	061306-MW26	Groundwater	6/13/06 1215	6/14/06	MEEP_W*	RSK175M: Methane	<input type="checkbox"/>	<input type="checkbox"/>	6/15/06	6/20/06
06-3753-20A	061306-MW00	Groundwater	6/13/06 1245	6/14/06	8021_W*	8021: BTEX, MBE	<input type="checkbox"/>	<input type="checkbox"/>	6/15/06	6/20/06
06-3753-20B	061306-MW00	Groundwater	6/13/06 1245	6/14/06	MEEP_W*	RSK175M: Methane	<input type="checkbox"/>	<input type="checkbox"/>	6/15/06	6/20/06
06-3753-21A	061306-MW24	Groundwater	6/13/06 1300	6/14/06	8021_W*	8021: BTEX, MBE	<input type="checkbox"/>	<input type="checkbox"/>	6/15/06	6/20/06
06-3753-21B	061306-MW24	Groundwater	6/13/06 1300	6/14/06	MEEP_W*	RSK175M: Methane	<input type="checkbox"/>	<input type="checkbox"/>	6/15/06	6/20/06

Definitions: * - Test Code has a Select List

CHAIN OF CUSTODY RECORD / ANALYTICAL SERVICES AGREEMENT **

Evergreen Analytical Laboratory Inc.

Page 1 of 3

CLIENT INFORMATION

CLIENT Conallium Compliance

ADDRESS 826 21¹/₂ Road

CITY Grand St STATE CO ZIP 81505

PHONE 970-263-7500 FAX 970-263-7456 E-mail conallium@bix

REPORT BY ☐ MAIL ☐ FAX ☒ PDF ☐ EDD

REPORT CHROMATOGRAMS ☒ YES ☐ NO

REPORT TO (M/MS) Dion Plsek

INVOICE TO SAME

PROJECT I.D. E04058

P.O. # EAL QUOTE #

Sampler: (Signature) (Sign)

NOTE: Identify Known Hazards Below

IDENTIFICATION SAMPLE DATE SAMPLED TIME

IDENTIFICATION	SAMPLE	DATE	SAMPLED TIME	No. of Containers	MATRIX	ANALYSES (check analysis)	For Laboratory use only
061306-15P	6/13/06	0955	9	1	1) Drinking Water or 2) Discharge Water or 3) Ground Water (circle one)		W.O.# <u>06-3753</u>
061306-4P		0245	9	1	Soil / Solid / Air / Gas		B.O.F.# <u>NA</u>
061306-15C1		1035	5	1	Oil / Sludge / Wipe		C/S (O) <u>NA / NA</u>
061306-15C2		1045	5	1	TCLP VOA/BNA/Pest/Herb/Metals (circle)		C/S (I) <u>C + 1 vpr</u>
061306-15C3		1055	5	1	Volatile Organics 8260/624 (circle)		Cooler Temp. °C <u>2</u>
061306-15C4		1105	5	1	Semi-volatile Organics BNA, PAH, PNA 8270/625 (circle)		Seals Present <input checked="" type="checkbox"/> N / NA
061306-15C5		1115	5	1	Pesticides 8081/8270/608 (circle)		Seals Intact <input checked="" type="checkbox"/> N / NA
061306-15C6		1125	5	1	PCBs/8082/608/screen (circle)		Samples Pres. <input checked="" type="checkbox"/> N / NA
061306-15C7		1135	5	1	Herbicides 8151		Headspace Y. / K / NA
061306-15C8		1145	5	1	BTX 8021/602/8260/MTBE (circle)		
					TVPH 8015mod. (Gasoline)		
					TEPH 8015mod. (Diesel)		
					Total Metals-DW / NPDES / SW846 (circle & list metals below)		
					Dissolved Metals - DW / SW846 (circle & list metals below)		
					TRPH 418.1, O&G 413.1, 1664 (circle)		
					COD, NH ₃ , TOC, TP (circle)		
					Alk, BOD, pH, TDS, TSS (circle)		
					Anions <u>XX</u>		
					Methane		
					Sulfide		
					TDS/spc/pH		
					Ammonia		

Instructions: * Metals (Cd, Fe, Mg, Mn, K, Se, As) ** Anions (Cl, F, SO₄, NO₃, NO₂, Br)

Important Note: See reverse side hereof for terms and conditions.

Relinquished by: (Signature) Date/Time Received by: (Signature) Date/Time Relinquished by: (Signature) Date/Time Received by: (Signature) Date/Time

Report Results by: XXASAP XX (Date)*
Standard 2 working weeks ☐
UST Analyses per Fee-Schedule ☐
Rush: ☒ less than 24 hrs. 150%
☐ 1 - 2 work days, 100%
☐ 3 - 5 work days, 50%
☐ 6 - 9 work days, 25%
*Subject to surcharge & exceptions noted in fee schedule.

CHAIN OF CUSTODY RECORD / ANALYTICAL SERVICES AGREEMENT **

Page 3 of 3

Evergreen Analytical Laboratory Inc.



4036 Youngfield St.
Wheat Ridge, Colorado 80033
(303) 425-6021
FAX (303) 425-6854
(877) 737-4521
e-mail: info@evergreenanalytical.com

Report Results by XXXXXX (Date)

Standard 2 working weeks

UST Analyses per Fee Schedule

* Rush: ☒ less than 24 hrs, 150%

☐ 1 - 2 work days, 100%
☐ 3 - 5 work days, 50%
☐ 6 - 9 work days, 25%

* Subject to surcharge & exceptions noted in fee schedule.

CLIENT INFORMATION
CLIENT Corallium Compliance
ADDRESS 4216 21st Road
CITY Grand Set STATE CO ZIP 81505
PHONE 970-263-7100 FAX 970-263-7456 E-mail diagnosk@corallium.com

REPORT BY ☐ MAIL ☐ FAX ☒ PDF ☐ EDD

REPORT CHROMATOGRAMS ☒ YES ☐ NO

REPORT TO (MMS) Dion Plsek

INVOICE TO SAWE

PROJECT I.D. E04058

P.O. # EAL QUOTE #

Sample: (Signature) (Sign)

NOTE: Identify Known Hazards Below

SAMPLE IDENTIFICATION DATE SAMPLED TIME

IDENTIFICATION	DATE	SAMPLED	TIME	No. of Containers	MATRIX	ANALYSES (check analysis)	For Laboratory use only
061306-mw24	6/13/06	1300	5	X	1) Drinking Water or 2) Discharge Water or 3) Ground Water (circle one) Soil / Solid / Air / Gas Oil / Sludge / Wipe	TCLP VOA/BNA/Pest/Herb/Metals (circle) Volatile Organics 8260/624 (circle) Semi-volatile Organics BNA, PAH, PNA 8270/625 (circle) Pesticides 8081/8270/608 (circle) PCBs/8082/608/screen (circle) Herbicides 8151 BTX 8021/602/8260/MTBE (circle) TVPH 8015mod. (Gasoline) TEPH 8015mod. (Diesel) Total Metals-DW / NPDES / SW846 (circle & list metals below) Dissolved Metals - DW / SW846 (circle & list metals below) TRPH 418.1, O&G 413.1, 1664 (circle) COD, NH ₄ , TOC, TP (circle) ALK, BOD, pH, TDS, TSS (circle) Anions ** Methane Sulfide TDS/SPC/PH Ammonia	W.O. # <u>06-3753</u> B.O.F. # C/S (I) C/S (O) Cooler Temp. °C Seals Present Y / N / NA Seals Intact Y / N Samples Pres. Y / N / NA Headspace Y / N / NA By <u>21</u>

Does this analysis involve property transfer? ☐ Yes or ☐ No

Instructions: * Metals (Cs, Fe, Mg, Mn, K, Se, As)

** Important Note: See reverse side hereof for terms and conditions.

* * Anions (Cl, F, SO₄, NO₃, NO₂, Br)

PLEASE RUSH!

Relinquished by: (Signature)

Date/Time

Received by: (Signature)

Date/Time

Relinquished by: (Signature)

Date/Time

Received by: (Signature)

Date/Time

Sample Fraction

Client Project ID: EO4058

Lab Order: 06-3753

CASE NARRATIVE

SAMPLE RECEIVING

Custody seals were present and intact.

The temperature of the sample(s) upon arrival was 2 °C.

Sample(s) were received in good condition, in the proper container, and within holding times.

Sample(s) were preserved properly but VOC samples were not preserved.

VOC sample(s) were received with no headspace present. JD

QUALITY ASSURANCE

Analyses performed on samples in this work order meet the requirements of the EAL Quality Assurance Program unless otherwise explained. Analyses of RCRA samples meet the requirements of NELAC and Utah Rule R444-14 unless otherwise explained. CMS

CLIENT SERVICES

There are no anomalies to report. AMU

GENERAL CHEMISTRY

There are no anomalies to report. MM

METALS ANALYSIS

Matrix spikes recoveries for selenium are 5 and 6 % below the QC limits. This is assumed due to the sample matrix, since the laboratory control spike (LCS) and post-digest spike (PDS) recoveries are all within QC limits.

0.8 mg/L of sodium was measured in the method blank for the 200.7 metals. This amount was not subtracted from the sample results. There are no anomalies to report. MB/WKH

GAS CHROMATOGRAPHY

Method MEEP_W: There are no anomalies to report. LX

Method 8021_W: There are no anomalies to report. JJ

13
13

Evergreen Analytical, Inc.
4036 Youngfield Street, Wheat Ridge, Colorado 80033-3862
(303) 425-6021

Client Sample ID: 061306-LSP
Client Project ID: EO4058
Date Collected: 6/13/06
Date Received: 6/14/06

Lab Work Order 06-3753
Lab Sample ID: 06-3753-01A
Sample Matrix: Groundwater

AROMATIC VOLATILE ORGANICS

Method: SW8021B

Prep Method: SW5030A

Date Prepared: 6/14/06

Lab File ID: TVB20614\005R

Dilution Factor: 1


Date Analyzed: 6/14/06

Method Blank: MB2061406

Analytes	CAS Number	Result	LQL	Units
Methyl-t-butyl ether	1634-04-4	U	4.0	µg/L
Benzene	71-43-2	U	1.0	µg/L
Toluene	108-88-3	U	2.0	µg/L
Ethylbenzene	100-41-4	U	2.0	µg/L
m,p-Xylene	1330-20-7	U	2.0	µg/L
o-Xylene	95-47-6	U	2.0	µg/L
Surr: 1,2,4-Trichlorobenzene (S)	120-82-1	105	QC Limits: 60-140	%REC



Analyst



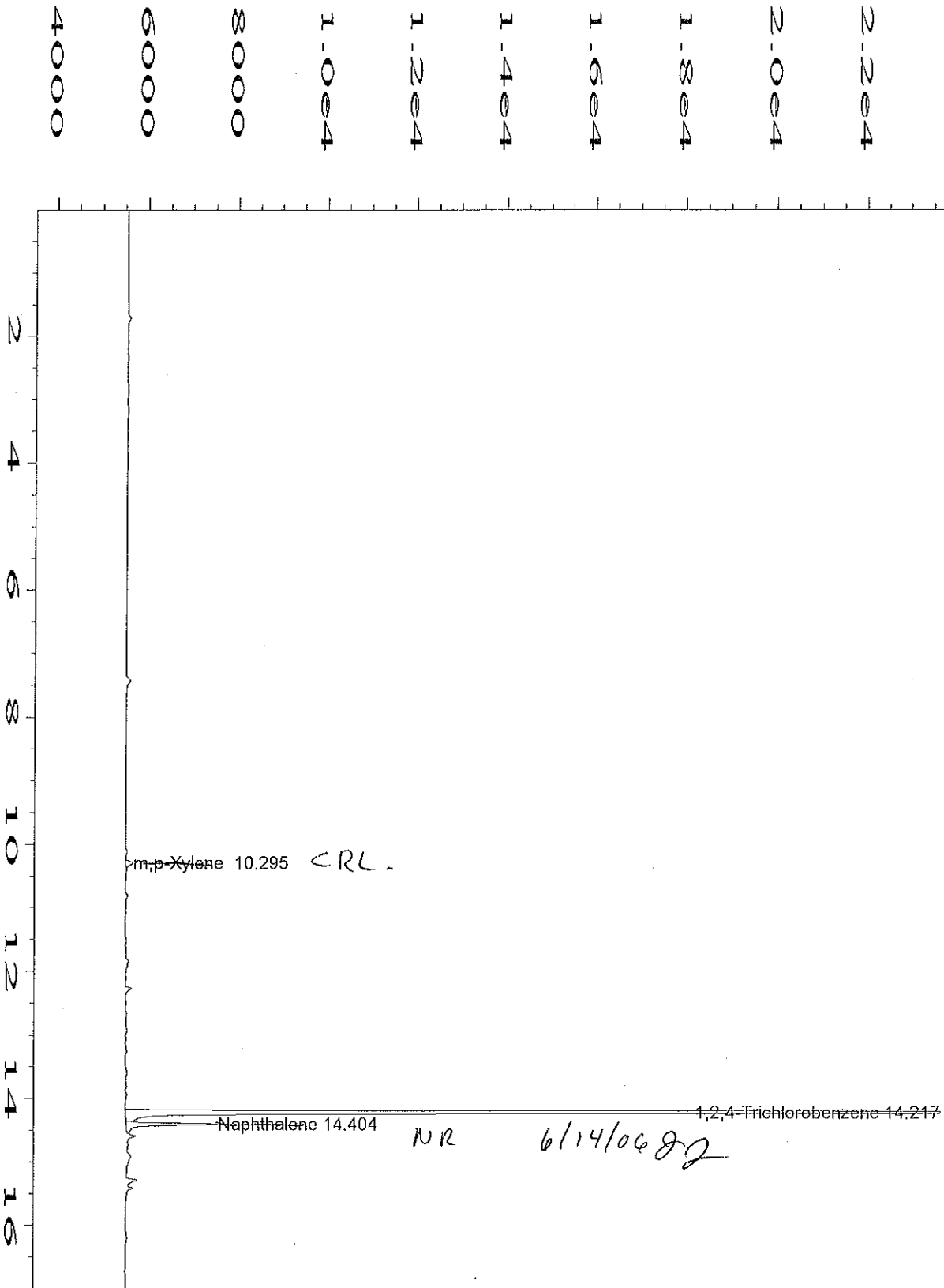
Approved

Notes: Total Xylenes consist of three isomers, two of which co-elute. The Xylene RL is for a single peak. Confirmation analysis was not performed.

Qualifiers: B - Analyte detected in the associated Method Blank, value not subtracted from result
E - Extrapolated value. Value exceeds calibration range
H - Sample analysis exceeded analytical holding time
J - Indicates an estimated value when the compound is detected, but is below the LQL
S - Spike Recovery outside accepted limits
U - Compound analyzed for but not detected
X - See case narrative
* - Value exceeded the Maximum Contamination Level (MCL), TCLP limit, or if compound is undetected, LQL exceeds MCL.

Definitions: LQL - Lower Quantitation Limit
Surr - Surrogate

Print Date: 6/15/06



Data File Name	: C:\HPCHEM\2\DATA\TVB20614\005R0101.D	Page Number	: 1
Operator	: j.jones	Vial Number	: 5
Instrument	: TVHBTEX2	Injection Number	: 1
Sample Name	: 06-3753-01A	Sequence Line	: 1
Run Time Bar Code:		Instrument Method:	TW20326.MTH
Acquired on	: 14 Jun 06 12:12 PM	Analysis Method	: BW20330.MTH
Report Created on:	14 Jun 06 12:30 PM	Sample Amount	: 0
Last Recalib on	: 31 MAR 06 09:24 AM	ISTD Amount	:
Multiplier	: 1		
Sample Info	: SAMP		
	DF=1		

150

Evergreen Analytical, Inc.
4036 Youngfield Street, Wheat Ridge, Colorado 80033-3862
(303) 425-6021

Client Sample ID: 061306-LP
Client Project ID: EO4058
Date Collected: 6/13/06
Date Received: 6/14/06

Lab Work Order 06-3753
Lab Sample ID: 06-3753-02A
Sample Matrix: Groundwater

AROMATIC VOLATILE ORGANICS

Method: SW8021B

Prep Method: SW5030A

Date Prepared: 6/14/06

Lab File ID: TVB20614\008R

Dilution Factor: 1


Date Analyzed: 6/14/06

Method Blank: MB2061406

Analytes	CAS Number	Result	LQL	Units
Methyl-t-butyl ether	1634-04-4	U	4.0	µg/L
Benzene	71-43-2	U	1.0	µg/L
Toluene	108-88-3	U	2.0	µg/L
Ethylbenzene	100-41-4	U	2.0	µg/L
m,p-Xylene	1330-20-7	U	2.0	µg/L
o-Xylene	95-47-6	U	2.0	µg/L
Surr: 1,2,4-Trichlorobenzene (S)	120-82-1	101	QC Limits: 60-140	%REC



Analyst



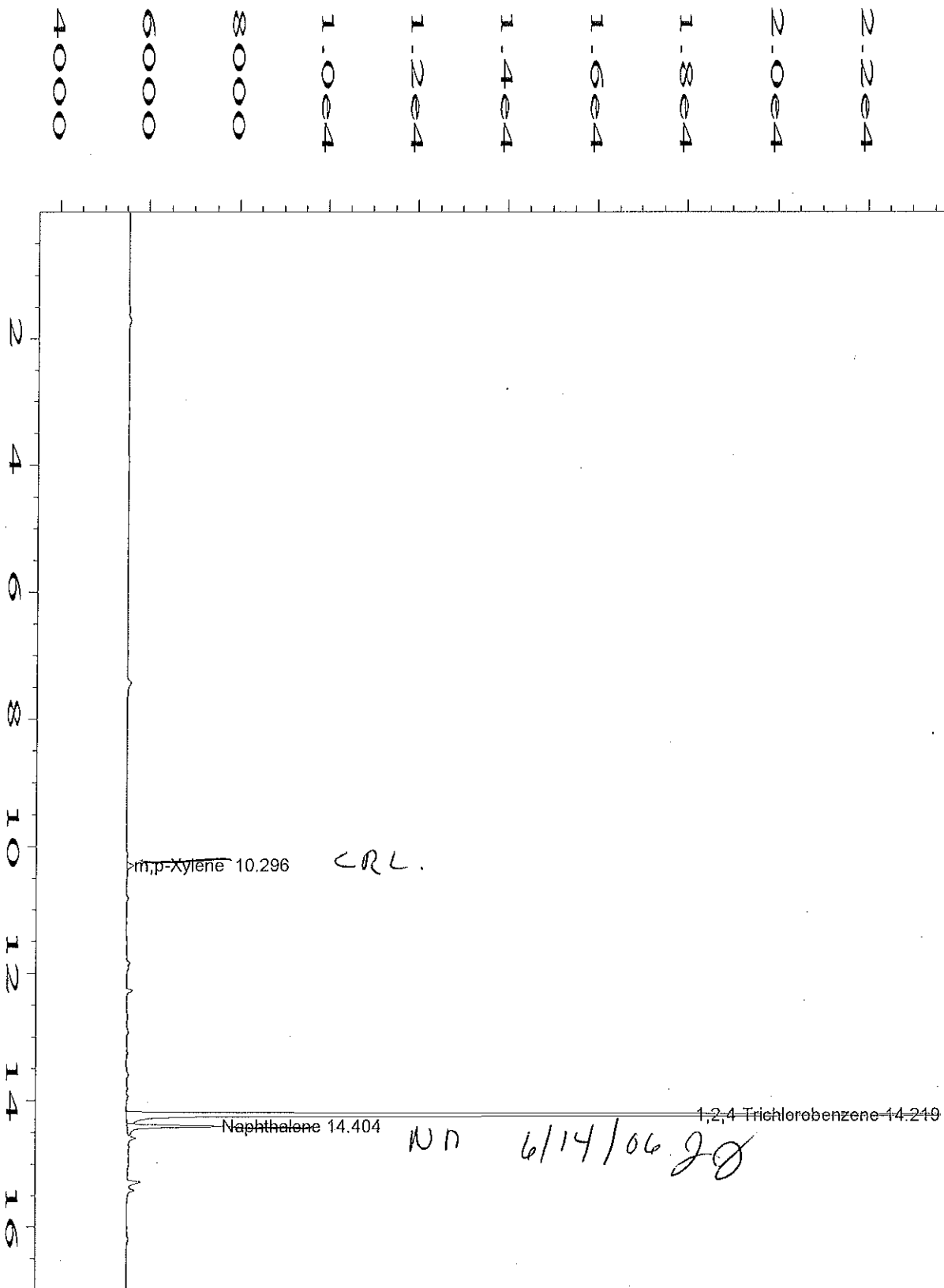
Approved

Notes: Total Xylenes consist of three isomers, two of which co-elute. The Xylene RL is for a single peak. Confirmation analysis was not performed.

Qualifiers: B - Analyte detected in the associated Method Blank, value not subtracted from result
E - Extrapolated value. Value exceeds calibration range
H - Sample analysis exceeded analytical holding time
J - Indicates an estimated value when the compound is detected, but is below the LQL
S - Spike Recovery outside accepted limits
U - Compound analyzed for but not detected
X - See case narrative
* - Value exceeded the Maximum Contamination Level (MCL), TCLP limit, or if compound is undetected, LQL exceeds MCL.

Definitions: LQL - Lower Quantitation Limit
Surr - Surrogate

Print Date: 6/15/06



Data File Name	: C:\HPCHEM\2\DATA\TVB20614\008R0101.D	Page Number	: 1
Operator	: j.jones	Vial Number	: 8
Instrument	: TVHBTEX2	Injection Number	: 1
Sample Name	: 06-3753-02A	Sequence Line	: 1
Run Time Bar Code:		Instrument Method	: TW20326.MTH
Acquired on	: 14 Jun 06 02:08 PM	Analysis Method	: BW20330.MTH
Report Created on:	: 14 Jun 06 02:25 PM	Sample Amount	: 0
Last Recalib on	: 31 MAR 06 09:24 AM	ISTD Amount	:
Multiplier	: 1		
Sample Info	: SAMP		
	DF=1		

Evergreen Analytical, Inc.

4036 Youngfield Street, Wheat Ridge, Colorado 80033-3862
(303) 425-6021

Client Sample ID: 061306-DCS1
Client Project ID: EO4058
Date Collected: 6/13/06
Date Received: 6/14/06

Lab Work Order: 06-3753
Lab Sample ID: 06-3753-03A
Sample Matrix: Groundwater

AROMATIC VOLATILE ORGANICS

Method: SW8021B

Prep Method: SW5030A

Date Prepared: 6/14/06

Lab File ID: TVB20614\009R

Dilution Factor: 1

Date Analyzed: 6/14/06

Method Blank: MB2061406

Analytes	CAS Number	Result	LQL	Units
Methyl-t-butyl ether	1634-04-4	U	4.0	µg/L
Benzene	71-43-2	U	1.0	µg/L
Toluene	108-88-3	U	2.0	µg/L
Ethylbenzene	100-41-4	U	2.0	µg/L
m,p-Xylene	1330-20-7	U	2.0	µg/L
o-Xylene	95-47-6	U	2.0	µg/L
Surr: 1,2,4-Trichlorobenzene (S)	120-82-1	100	QC Limits: 60-140	%REC

Analyst

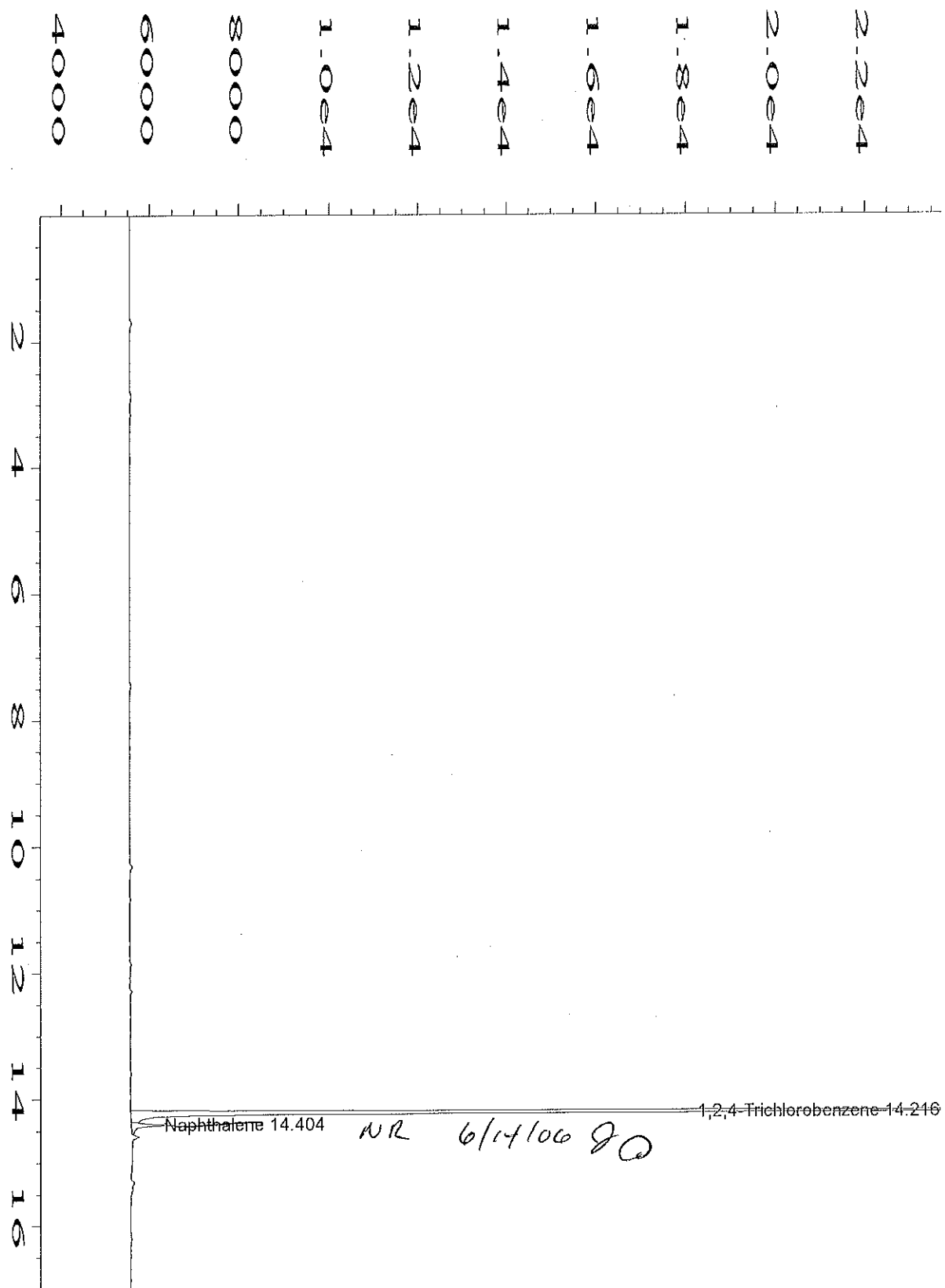
Approved

Notes: Total Xylenes consist of three isomers, two of which co-elute. The Xylene RL is for a single peak. Confirmation analysis was not performed.

Qualifiers: B - Analyte detected in the associated Method Blank, value not subtracted from result
E - Extrapolated value. Value exceeds calibration range
H - Sample analysis exceeded analytical holding time
J - Indicates an estimated value when the compound is detected, but is below the LQL
S - Spike Recovery outside accepted limits
U - Compound analyzed for but not detected
X - See case narrative
* - Value exceeded the Maximum Contamination Level (MCL), TCLP limit, or if compound is undetected, LQL exceeds MCL.

Definitions: LQL - Lower Quantitation Limit
Surr - Surrogate

Print Date: 6/15/06



Data File Name	: C:\HPCHEM\2\DATA\TVB20614\009R0101.D	Page Number	: 1
Operator	: j.jones	Vial Number	: 9
Instrument	: TVHBTEX2	Injection Number	: 1
Sample Name	: 06-3753-03A	Sequence Line	: 1
Run Time Bar Code:		Instrument Method:	TW20326.MTH
Acquired on	: 14 Jun 06 02:47 PM	Analysis Method	: BW20330.MTH
Report Created on:	14 Jun 06 03:04 PM	Sample Amount	: 0
Last Recalib on	: 31 MAR 06 09:24 AM	ISTD Amount	:
Multiplier	: 1		
Sample Info	: SAMP		
	DF=1		

Evergreen Analytical, Inc.
4036 Youngfield Street, Wheat Ridge, Colorado 80033-3862
(303) 425-6021

Client Sample ID: 061306-DCS2
Client Project ID: EO4058
Date Collected: 6/13/06
Date Received: 6/14/06

Lab Work Order 06-3753
Lab Sample ID: 06-3753-04A
Sample Matrix: Groundwater

AROMATIC VOLATILE ORGANICS

Method: SW8021B

Prep Method: SW5030A

Date Prepared: 6/14/06

Lab File ID: TVB20614\010R


Dilution Factor: 1

Date Analyzed: 6/14/06

Method Blank: MB2061406

Analytes	CAS Number	Result	LQL	Units
Methyl-t-butyl ether	1634-04-4	U	4.0	µg/L
Benzene	71-43-2	U	1.0	µg/L
Toluene	108-88-3	U	2.0	µg/L
Ethylbenzene	100-41-4	U	2.0	µg/L
m,p-Xylene	1330-20-7	U	2.0	µg/L
o-Xylene	95-47-6	U	2.0	µg/L
Surr: 1,2,4-Trichlorobenzene (S)	120-82-1	103	QC Limits: 60-140	%REC


Analyst

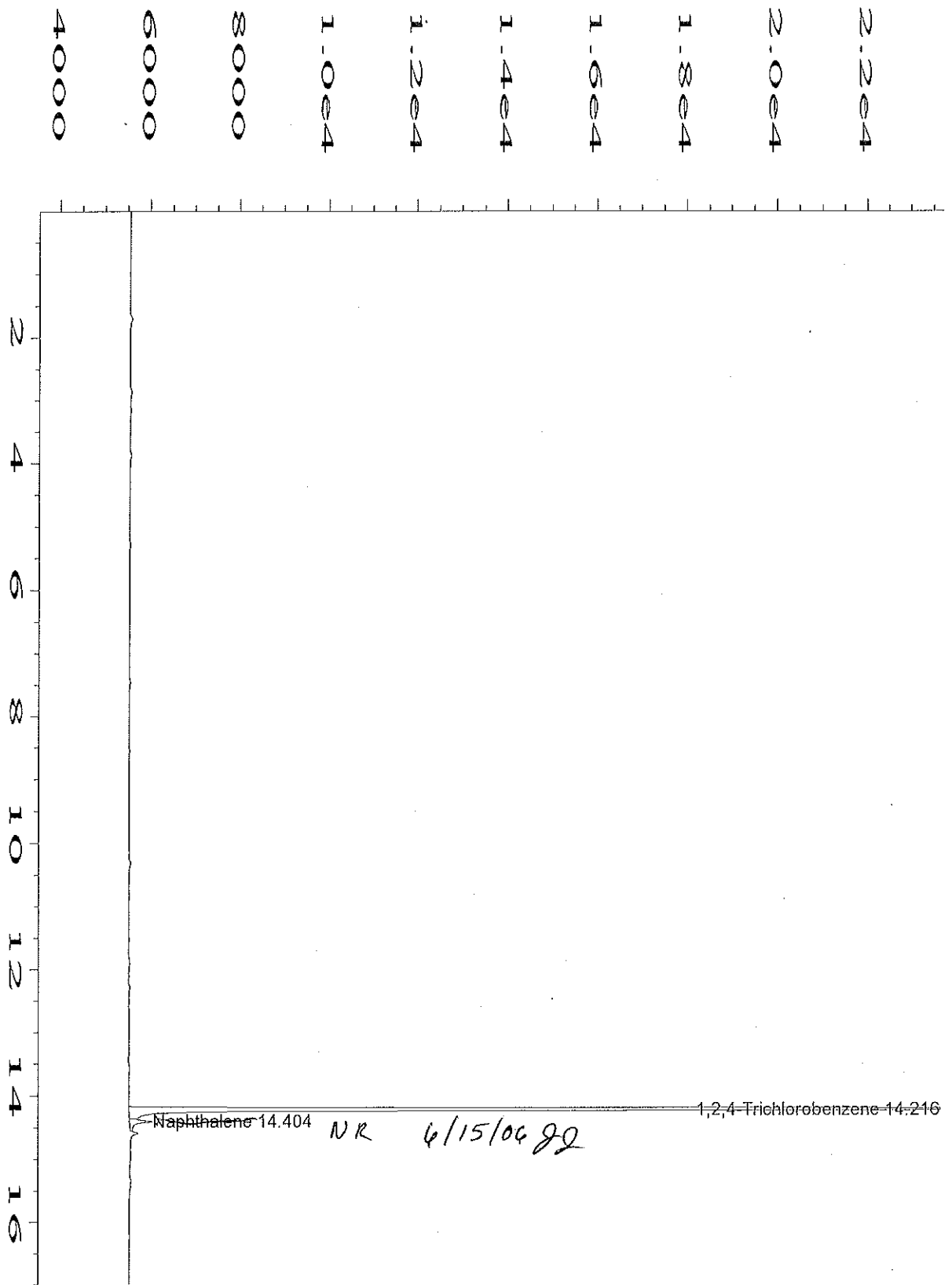

Approved

Notes: Total Xylenes consist of three isomers, two of which co-elute. The Xylene RL is for a single peak. Confirmation analysis was not performed.

Qualifiers: B - Analyte detected in the associated Method Blank, value not subtracted from result
E - Extrapolated value. Value exceeds calibration range
H - Sample analysis exceeded analytical holding time
J - Indicates an estimated value when the compound is detected, but is below the LQL
S - Spike Recovery outside accepted limits
U - Compound analyzed for but not detected
X - See case narrative
* - Value exceeded the Maximum Contamination Level (MCL), TCLP limit, or if compound is undetected, LQL exceeds MCL.

Definitions: LQL - Lower Quantitation Limit
Surr - Surrogate

Print Date: 6/15/06



Data File Name	: C:\HPCHEM\2\DATA\TVB20614\010R0101.D	Page Number	: 1
Operator	: j.jones	Vial Number	: 10
Instrument	: TVHBTEX2	Injection Number	: 1
Sample Name	: 06-3753-04A	Sequence Line	: 1
Run Time Bar Code:		Instrument Method:	TW20326.MTH
Acquired on	: 14 Jun 06 03:26 PM	Analysis Method	: BW20330.MTH
Report Created on:	14 Jun 06 03:43 PM	Sample Amount	: 0
Last Recalib on	: 31 MAR 06 09:24 AM	ISTD Amount	:
Multiplier	: 1		
Sample Info	: SAMP		
	DF=1		

Page
1 of 1

Evergreen Analytical, Inc.
4036 Youngfield Street, Wheat Ridge, Colorado 80033-3862
(303) 425-6021

Client Sample ID: 061306-DCS3
Client Project ID: EO4058
Date Collected: 6/13/06
Date Received: 6/14/06

Lab Work Order: 06-3753
Lab Sample ID: 06-3753-05A
Sample Matrix: Groundwater

AROMATIC VOLATILE ORGANICS

Method: SW8021B

Prep Method: SW5030A

Date Prepared: 6/14/06

Lab File ID: TVB20614\011R

Dilution Factor: 1


Date Analyzed: 6/14/06

Method Blank: MB2061406

Analytes	CAS Number	Result	LQL	Units
Methyl-t-butyl ether	1634-04-4	U	4.0	µg/L
Benzene	71-43-2	U	1.0	µg/L
Toluene	108-88-3	U	2.0	µg/L
Ethylbenzene	100-41-4	U	2.0	µg/L
m,p-Xylene	1330-20-7	U	2.0	µg/L
o-Xylene	95-47-6	U	2.0	µg/L
Surr: 1,2,4-Trichlorobenzene (S)	120-82-1	100	QC Limits: 60-140	%REC



Analyst



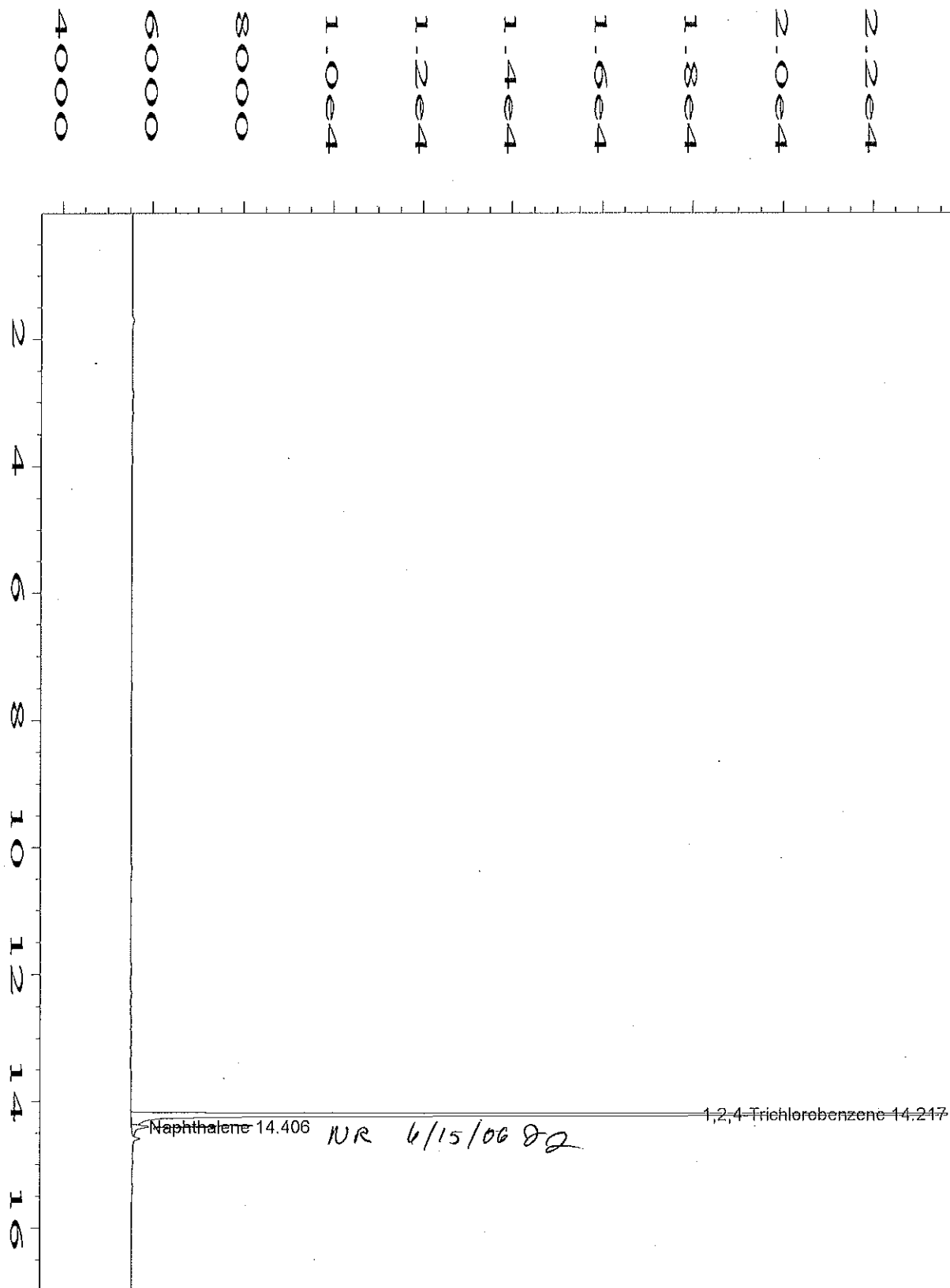
Approved

Notes: Total Xylenes consist of three isomers, two of which co-elute. The Xylene RL is for a single peak. Confirmation analysis was not performed.

Qualifiers: B - Analyte detected in the associated Method Blank, value not subtracted from result
E - Extrapolated value. Value exceeds calibration range
H - Sample analysis exceeded analytical holding time
J - Indicates an estimated value when the compound is detected, but is below the LQL
S - Spike Recovery outside accepted limits
U - Compound analyzed for but not detected
X - See case narrative
* - Value exceeded the Maximum Contamination Level (MCL), TCLP limit, or if compound is undetected, LQL exceeds MCL.

Definitions: LQL - Lower Quantitation Limit
Surr - Surrogate

Print Date: 6/15/06



Data File Name	: C:\HPCHEM\2\DATA\TVB20614\011R0101.D	Page Number	: 1
Operator	: j.jones	Vial Number	: 11
Instrument	: TVHBTEX2	Injection Number	: 1
Sample Name	: 06-3753-05A	Sequence Line	: 1
Run Time Bar Code:		Instrument Method	: TW20326.MTH
Acquired on	: 14 Jun 06 04:05 PM	Analysis Method	: BW20330.MTH
Report Created on	: 14 Jun 06 04:22 PM	Sample Amount	: 0
Last Recalib on	: 31 MAR 06 09:24 AM	ISTD Amount	:
Multiplier	: 1		
Sample Info	: SAMP		
	DF=1		

Lab
10

Evergreen Analytical, Inc.
4036 Youngfield Street, Wheat Ridge, Colorado 80033-3862
(303) 425-6021

Client Sample ID: 061306-DCS4
Client Project ID: EO4058
Date Collected: 6/13/06
Date Received: 6/14/06

Lab Work Order 06-3753
Lab Sample ID: 06-3753-06A
Sample Matrix: Groundwater

AROMATIC VOLATILE ORGANICS

Method: SW8021B


Prep Method: SW5030A

Date Prepared: 6/14/06
Date Analyzed: 6/14/06


Lab File ID: TVB20614\012R
Method Blank: MB2061406

Dilution Factor: 1

Analytes	CAS Number	Result	LQL	Units
Methyl-t-butyl ether	1634-04-4	U	4.0	µg/L
Benzene	71-43-2	U	1.0	µg/L
Toluene	108-88-3	U	2.0	µg/L
Ethylbenzene	100-41-4	U	2.0	µg/L
m,p-Xylene	1330-20-7	U	2.0	µg/L
o-Xylene	95-47-6	U	2.0	µg/L
Surr: 1,2,4-Trichlorobenzene (S)	120-82-1	100	QC Limits: 60-140	%REC



Analyst



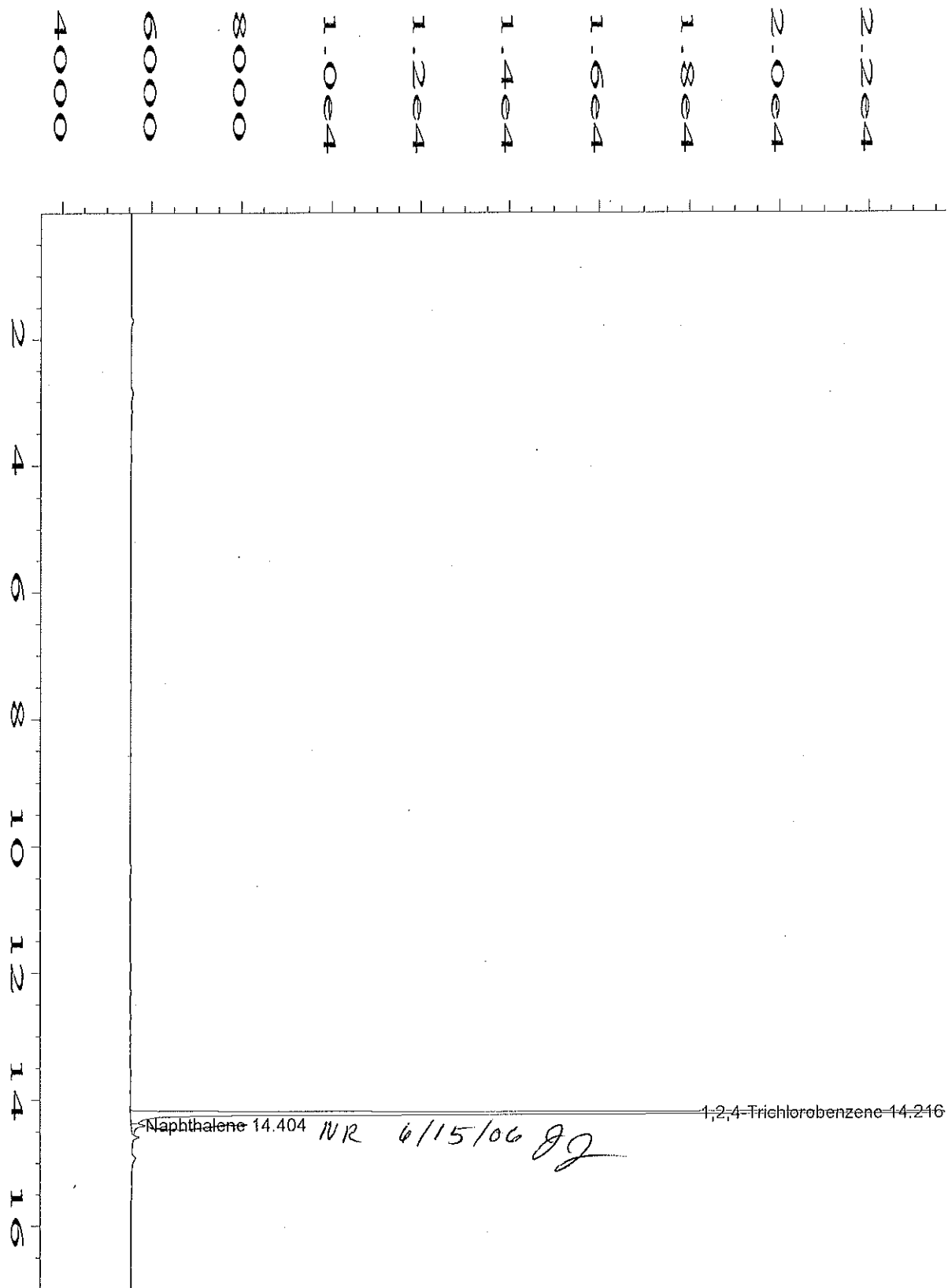
Approved

Notes: Total Xylenes consist of three isomers, two of which co-elute. The Xylene RL is for a single peak. Confirmation analysis was not performed.

Qualifiers: B - Analyte detected in the associated Method Blank, value not subtracted from result
E - Extrapolated value. Value exceeds calibration range
H - Sample analysis exceeded analytical holding time
J - Indicates an estimated value when the compound is detected, but is below the LQL
S - Spike Recovery outside accepted limits
U - Compound analyzed for but not detected
X - See case narrative
* - Value exceeded the Maximum Contamination Level (MCL), TCLP limit, or if compound is undetected, LQL exceeds MCL.

Definitions: LQL - Lower Quantitation Limit
Surr - Surrogate

Print Date: 6/15/06



Data File Name	: C:\HPCHEM\2\DATA\TVB20614\012R0101.D	Page Number	: 1
Operator	: j.jones	Vial Number	: 12
Instrument	: TVHBTEX2	Injection Number	: 1
Sample Name	: 06-3753-06A	Sequence Line	: 1
Run Time Bar Code:		Instrument Method:	TW20326.MTH
Acquired on	: 14 Jun 06 04:43 PM	Analysis Method	: BW20330.MTH
Report Created on:	14 Jun 06 05:01 PM	Sample Amount	: 0
Last Recalib on	: 31 MAR 06 09:24 AM	ISTD Amount	:
Multiplier	: 1		
Sample Info	: SAMP		
	DF=1		

63
15

Evergreen Analytical, Inc.
4036 Youngfield Street, Wheat Ridge, Colorado 80033-3862
(303) 425-6021

Client Sample ID: 061306-DCS5
Client Project ID: EO4058
Date Collected: 6/13/06
Date Received: 6/14/06

Lab Work Order 06-3753
Lab Sample ID: 06-3753-07A
Sample Matrix: Groundwater

AROMATIC VOLATILE ORGANICS

Method: SW8021B

Prep Method: SW5030A

Date Prepared: 6/14/06


Lab File ID: TVB20614\013R

Dilution Factor: 1

Date Analyzed: 6/14/06

Method Blank: MB2061406

Analytes	CAS Number	Result	LQL	Units
Methyl-t-butyl ether	1634-04-4	U	4.0	µg/L
Benzene	71-43-2	U	1.0	µg/L
Toluene	108-88-3	U	2.0	µg/L
Ethylbenzene	100-41-4	U	2.0	µg/L
m,p-Xylene	1330-20-7	U	2.0	µg/L
o-Xylene	95-47-6	U	2.0	µg/L
Surr: 1,2,4-Trichlorobenzene (S)	120-82-1	102	QC Limits: 60-140	%REC



Analyst



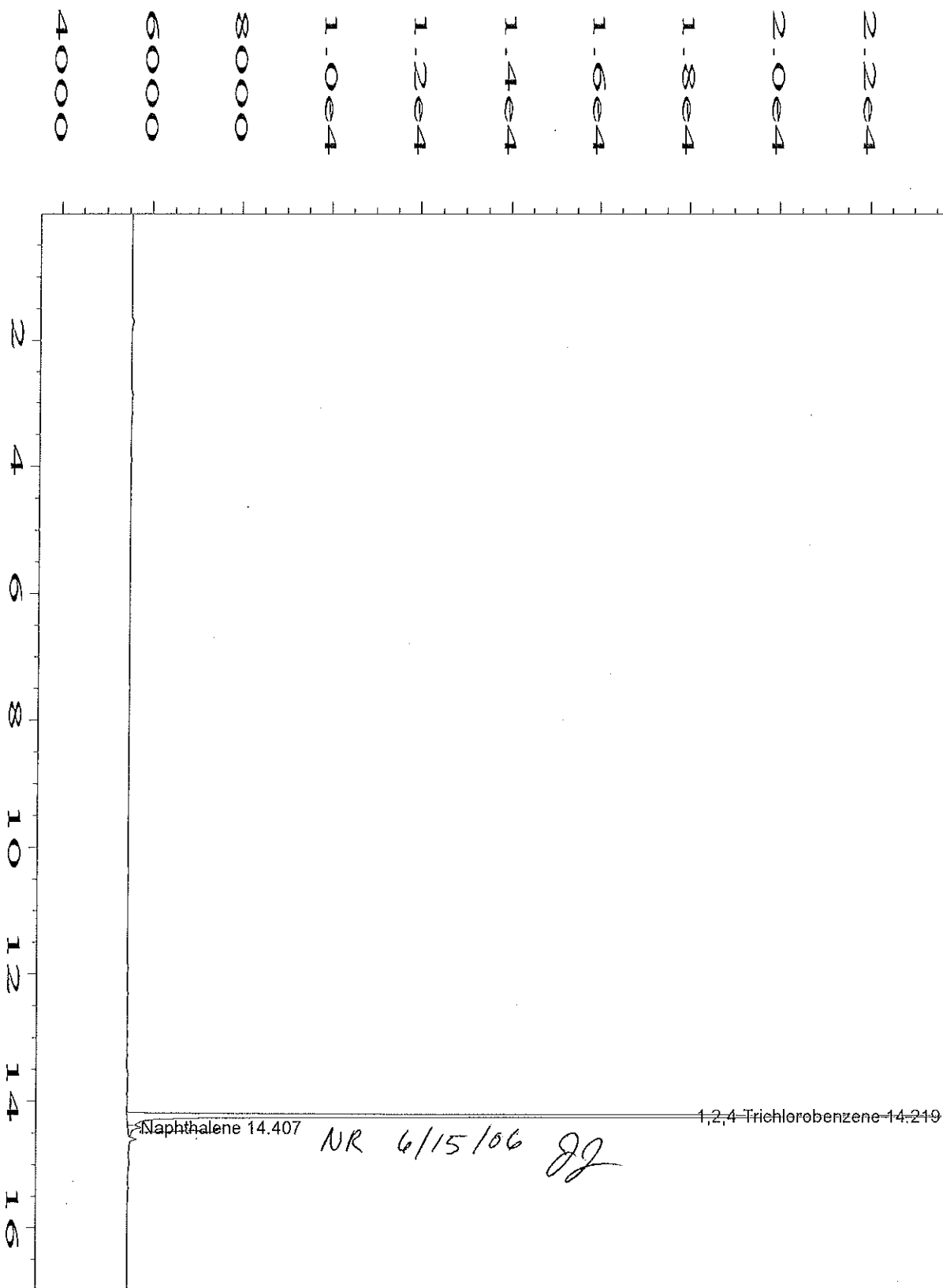
Approved

Notes: Total Xylenes consist of three isomers, two of which co-elute. The Xylene RL is for a single peak. Confirmation analysis was not performed.

Qualifiers: B - Analyte detected in the associated Method Blank, value not subtracted from result
E - Extrapolated value. Value exceeds calibration range
H - Sample analysis exceeded analytical holding time
J - Indicates an estimated value when the compound is detected, but is below the LQL
S - Spike Recovery outside accepted limits
U - Compound analyzed for but not detected
X - See case narrative
* - Value exceeded the Maximum Contamination Level (MCL), TCLP limit, or if compound is undetected, LQL exceeds MCL.

Definitions: LQL - Lower Quantitation Limit
Surr - Surrogate

Print Date: 6/15/06



Data File Name	: C:\HPCHEM\2\DATA\TVB20614\013R0101.D	Page Number	: 1
Operator	: j.jones	Vial Number	: 13
Instrument	: TVHBTEX2	Injection Number	: 1
Sample Name	: 06-3753-07A	Sequence Line	: 1
Run Time Bar Code:		Instrument Method	: TW20326.MTH
Acquired on	: 14 Jun 06 05:22 PM	Analysis Method	: BW20330.MTH
Report Created on	: 14 Jun 06 05:39 PM	Sample Amount	: 0
Last Recalib on	: 31 MAR 06 09:24 AM	ISTD Amount	:
Multiplier	: 1		
Sample Info	: SAMP		
	DF=1		

13
13

Evergreen Analytical, Inc.
4036 Youngfield Street, Wheat Ridge, Colorado 80033-3862
(303) 425-6021

Client Sample ID: 061306-DCS6
Client Project ID: EO4058
Date Collected: 6/13/06
Date Received: 6/14/06

Lab Work Order 06-3753
Lab Sample ID: 06-3753-08A
Sample Matrix: Groundwater

AROMATIC VOLATILE ORGANICS

Method: SW8021B

Prep Method: SW5030A

Date Prepared: 6/14/06

Lab File ID: TVB20614\018R

Dilution Factor: 1


Date Analyzed: 6/14/06

Method Blank: MB2061406

Analytes	CAS Number	Result	LQL	Units
Methyl-t-butyl ether	1634-04-4	U	4.0	µg/L
Benzene	71-43-2	U	1.0	µg/L
Toluene	108-88-3	U	2.0	µg/L
Ethylbenzene	100-41-4	U	2.0	µg/L
m,p-Xylene	1330-20-7	U	2.0	µg/L
o-Xylene	95-47-6	U	2.0	µg/L
Surr: 1,2,4-Trichlorobenzene (S)	120-82-1	105	QC Limits: 60-140	%REC



Analyst



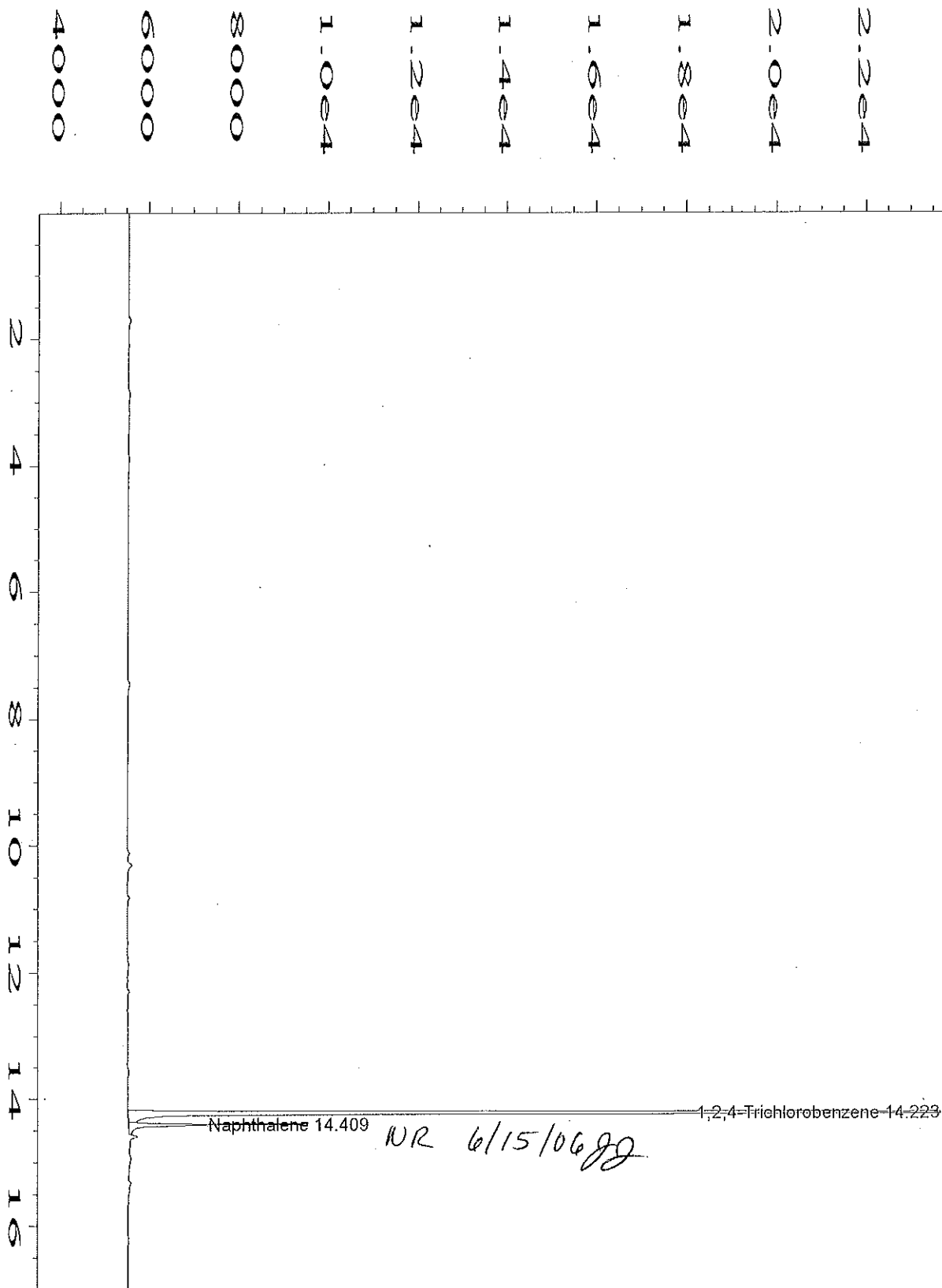
Approved

Notes: Total Xylenes consist of three isomers, two of which co-elute. The Xylene RL is for a single peak. Confirmation analysis was not performed.

Qualifiers: B - Analyte detected in the associated Method Blank, value not subtracted from result
E - Extrapolated value. Value exceeds calibration range
H - Sample analysis exceeded analytical holding time
J - Indicates an estimated value when the compound is detected, but is below the LQL
S - Spike Recovery outside accepted limits
U - Compound analyzed for but not detected
X - See case narrative
* - Value exceeded the Maximum Contamination Level (MCL), TCLP limit, or if compound is undetected, LQL exceeds MCL.

Definitions: LQL - Lower Quantitation Limit
Surr - Surrogate

Print Date: 6/15/06



Data File Name	: C:\HPCHEM\2\DATA\TVB20614\018R0101.D	Page Number	: 1
Operator	: j.jones	Vial Number	: 18
Instrument	: TVHBTEX2	Injection Number	: 1
Sample Name	: 06-3753-08A	Sequence Line	: 1
Run Time Bar Code:		Instrument Method:	TW20326.MTH
Acquired on	: 14 Jun 06 08:34 PM	Analysis Method	: BW20330.MTH
Report Created on:	14 Jun 06 08:51 PM	Sample Amount	: 0
Last Recalib on	: 31 MAR 06 09:24 AM	ISTD Amount	:
Multiplier	: 1		
Sample Info	: SAMP		
	DF=1		

Evergreen Analytical, Inc.
4036 Youngfield Street, Wheat Ridge, Colorado 80033-3862
(303) 425-6021

Client Sample ID: 061306-DCS7	Lab Work Order: 06-3753
Client Project ID: EO4058	Lab Sample ID: 06-3753-09A
Date Collected: 6/13/06	Sample Matrix: Groundwater
Date Received: 6/14/06	

AROMATIC VOLATILE ORGANICS

Method: SW8021B

Prep Method: SW5030A

Date Prepared: 6/14/06

Lab File ID: TVB20614019R


Dilution Factor: 1

Date Analyzed: 6/14/06

Method Blank: MB2061406

Analytes	CAS Number	Result	LQL	Units
Methyl-t-butyl ether	1634-04-4	U	4.0	µg/L
Benzene	71-43-2	U	1.0	µg/L
Toluene	108-88-3	U	2.0	µg/L
Ethylbenzene	100-41-4	U	2.0	µg/L
m,p-Xylene	1330-20-7	U	2.0	µg/L
o-Xylene	95-47-6	U	2.0	µg/L
Surr: 1,2,4-Trichlorobenzene (S)	120-82-1	102	QC Limits: 60-140	%REC


Analyst

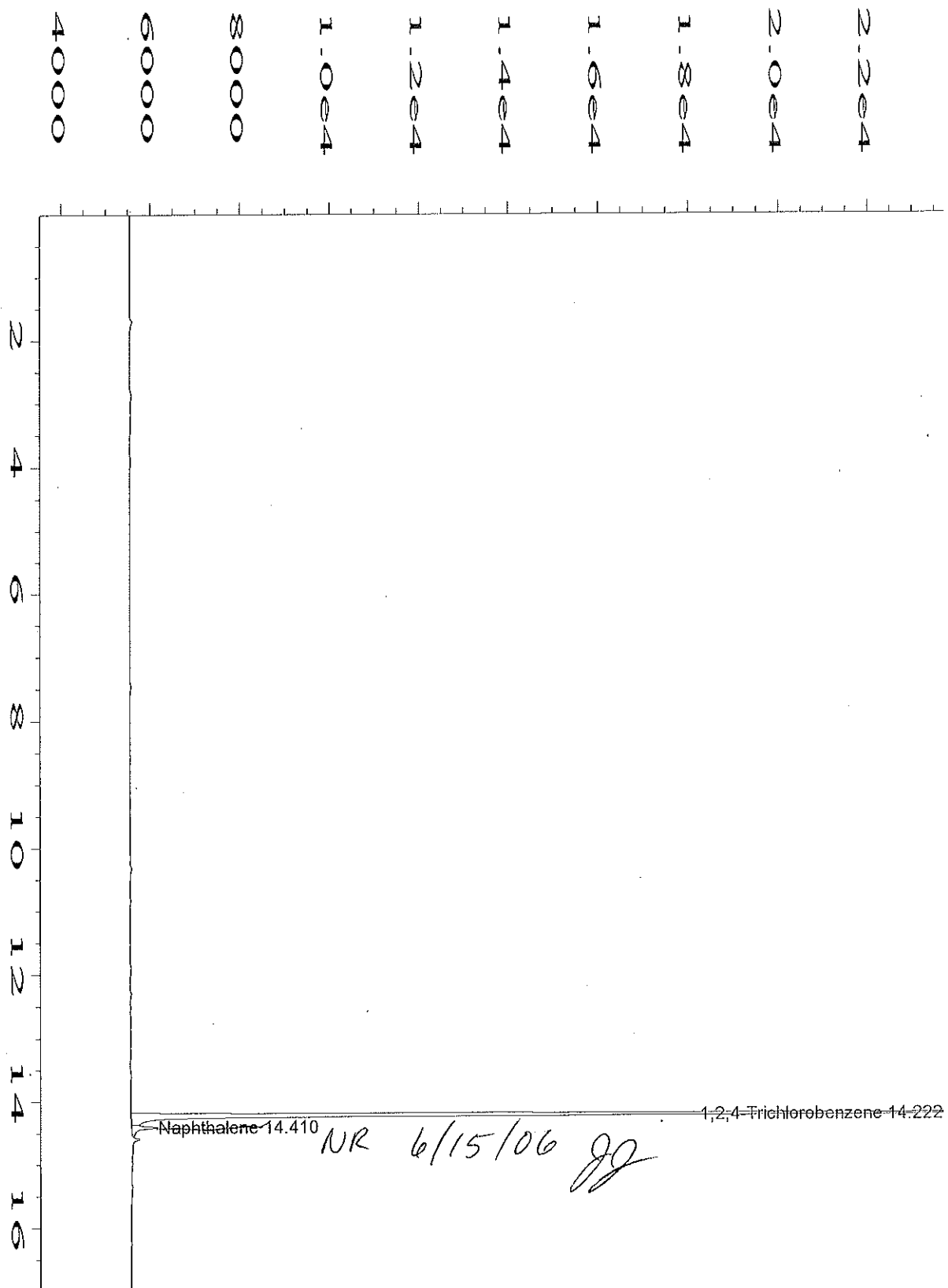

Approved

Notes: Total Xylenes consist of three isomers, two of which co-elute. The Xylene RL is for a single peak. Confirmation analysis was not performed.

Qualifiers: B - Analyte detected in the associated Method Blank, value not subtracted from result
E - Extrapolated value. Value exceeds calibration range
H - Sample analysis exceeded analytical holding time
J - Indicates an estimated value when the compound is detected, but is below the LQL
S - Spike Recovery outside accepted limits
U - Compound analyzed for but not detected
X - See case narrative
* - Value exceeded the Maximum Contamination Level (MCL), TCLP limit, or if compound is undetected, LQL exceeds MCL.

Definitions: LQL - Lower Quantitation Limit
Surr - Surrogate

Print Date: 6/15/06



Data File Name	: C:\HPCHEM\2\DATA\TVB20614\019R0101.D	Page Number	: 1
Operator	: j.jones	Vial Number	: 19
Instrument	: TVHBTEX2	Injection Number	: 1
Sample Name	: 06-3753-09A	Sequence Line	: 1
Run Time Bar Code:		Instrument Method:	TW20326.MTH
Acquired on	: 14 Jun 06 09:12 PM	Analysis Method	: BW20330.MTH
Report Created on:	14 Jun 06 09:30 PM	Sample Amount	: 0
Last Recalib on	: 31 MAR 06 09:24 AM	ISTD Amount	:
Multiplier	: 1		
Sample Info	: SAMP		
	DF=1		

13
16

Evergreen Analytical, Inc.
4036 Youngfield Street, Wheat Ridge, Colorado 80033-3862
(303) 425-6021

Client Sample ID: 061306-DCS8
Client Project ID: EO4058
Date Collected: 6/13/06
Date Received: 6/14/06

Lab Work Order 06-3753
Lab Sample ID: 06-3753-10A
Sample Matrix: Groundwater

AROMATIC VOLATILE ORGANICS

Method: SW8021B

Prep Method: SW5030A

Date Prepared: 6/14/06

Lab File ID: TVB20614\020R

Dilution Factor: 1


Date Analyzed: 6/14/06

Method Blank: MB2061406

Analytes	CAS Number	Result	LQL	Units
Methyl-t-butyl ether	1634-04-4	U	4.0	µg/L
Benzene	71-43-2	U	1.0	µg/L
Toluene	108-88-3	U	2.0	µg/L
Ethylbenzene	100-41-4	U	2.0	µg/L
m,p-Xylene	1330-20-7	U	2.0	µg/L
o-Xylene	95-47-6	U	2.0	µg/L
Surr: 1,2,4-Trichlorobenzene (S)	120-82-1	104	QC Limits: 60-140	%REC



Analyst



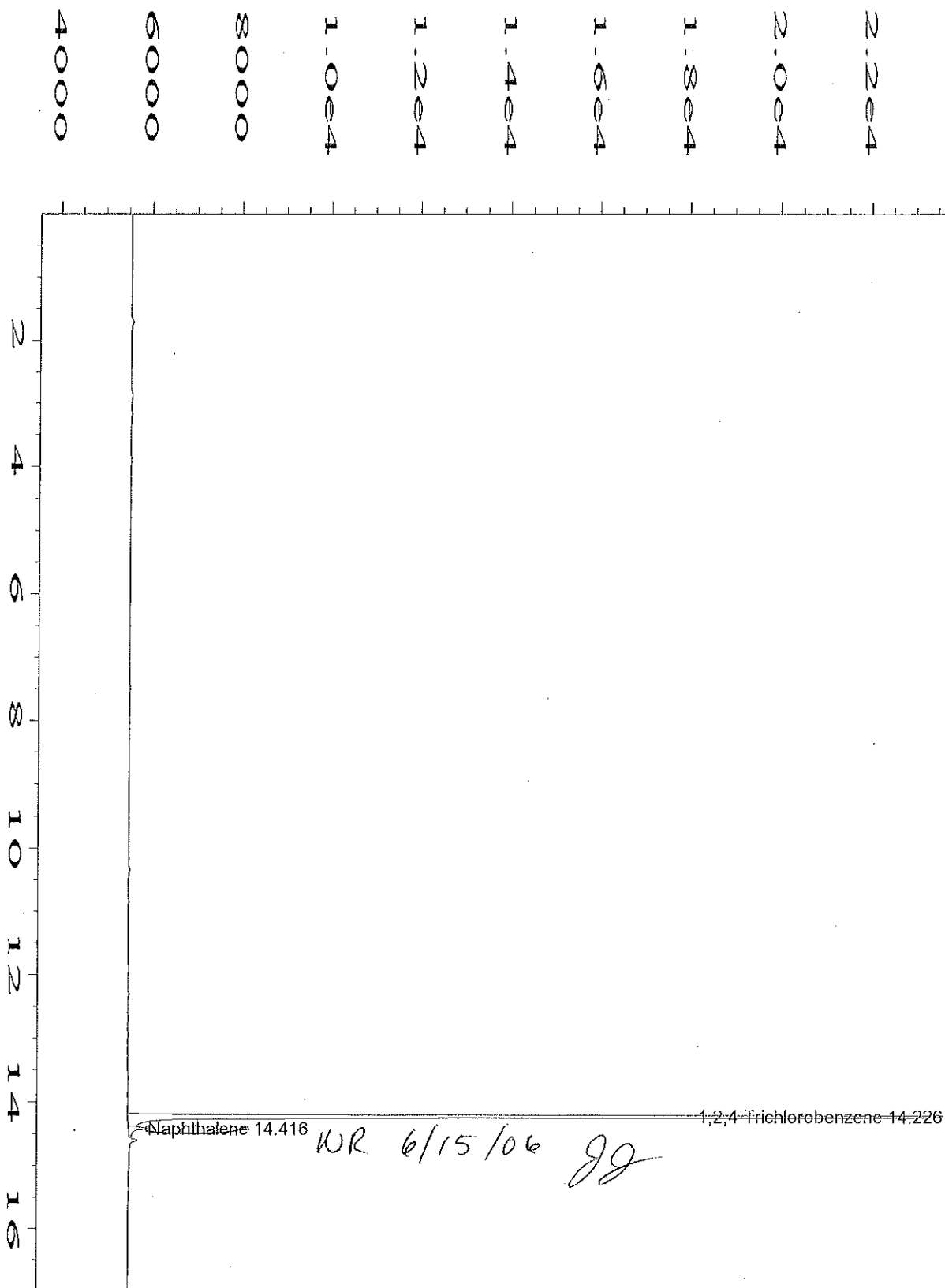
Approved

Notes: Total Xylenes consist of three isomers, two of which co-elute. The Xylene RL is for a single peak. Confirmation analysis was not performed.

Qualifiers: B - Analyte detected in the associated Method Blank, value not subtracted from result
E - Extrapolated value. Value exceeds calibration range
H - Sample analysis exceeded analytical holding time
J - Indicates an estimated value when the compound is detected, but is below the LQL
S - Spike Recovery outside accepted limits
U - Compound analyzed for but not detected
X - See case narrative
* - Value exceeded the Maximum Contamination Level (MCL), TCLP limit, or if compound is undetected, LQL exceeds MCL.

Definitions: LQL - Lower Quantitation Limit
Surr - Surrogate

Print Date: 6/15/06



Data File Name	: C:\HPCHEM\2\DATA\TVB20614\020R0101.D	Page Number	: 1
Operator	: j.jones	Vial Number	: 20
Instrument	: TVHBTEX2	Injection Number	: 1
Sample Name	: 06-3753-10A	Sequence Line	: 1
Run Time Bar Code:		Instrument Method	: TW20326.MTH
Acquired on	: 14 Jun 06 09:51 PM	Analysis Method	: BW20330.MTH
Report Created on:	: 14 Jun 06 10:09 PM	Sample Amount	: 0
Last Recalib on	: 31 MAR 06 09:24 AM	ISTD Amount	:
Multiplier	: 1		
Sample Info	: SAMP		
	DF=1		

10

Evergreen Analytical, Inc.
4036 Youngfield Street, Wheat Ridge, Colorado 80033-3862
(303) 425-6021

Client Sample ID: 061306-YZ
Client Project ID: EO4058
Date Collected: 6/13/06
Date Received: 6/14/06

Lab Work Order 06-3753
Lab Sample ID: 06-3753-11A
Sample Matrix: Groundwater

AROMATIC VOLATILE ORGANICS

Method: SW8021B

Prep Method: SW5030A


Date Prepared: 6/14/06
Date Analyzed: 6/14/06

Lab File ID: TVB20614\021R
Method Blank: MB2061406

Dilution Factor: 1

Analytes	CAS Number	Result	LQL	Units
Methyl-t-butyl ether	1634-04-4	U	4.0	µg/L
Benzene	71-43-2	U	1.0	µg/L
Toluene	108-88-3	U	2.0	µg/L
Ethylbenzene	100-41-4	U	2.0	µg/L
m,p-Xylene	1330-20-7	U	2.0	µg/L
o-Xylene	95-47-6	U	2.0	µg/L
Surr: 1,2,4-Trichlorobenzene (S)	120-82-1	99	QC Limits: 60-140	%REC


Analyst

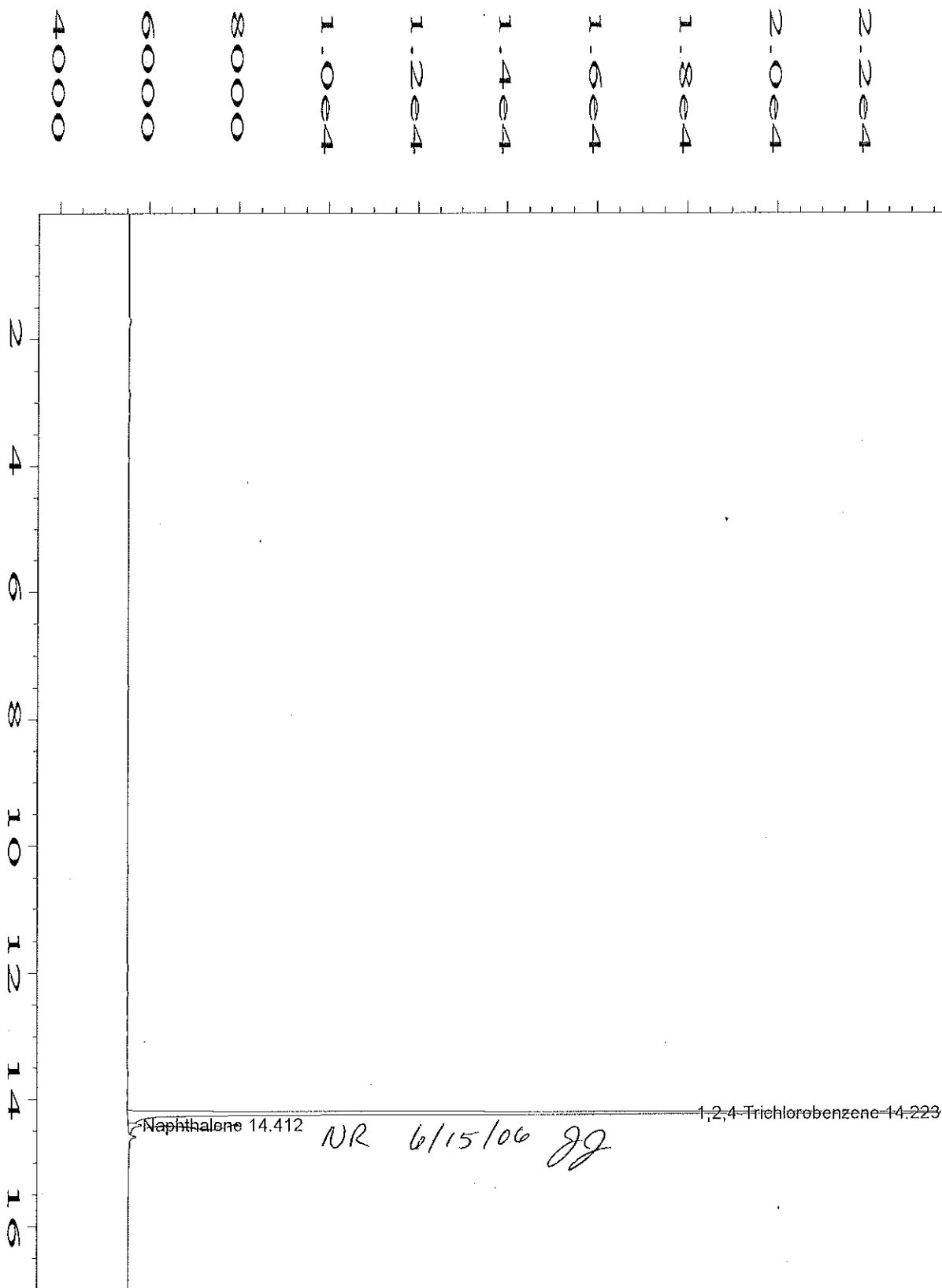

Approved

Notes: Total Xylenes consist of three isomers, two of which co-elute. The Xylene RL is for a single peak. Confirmation analysis was not performed.

Qualifiers: B - Analyte detected in the associated Method Blank, value not subtracted from result
E - Extrapolated value. Value exceeds calibration range
H - Sample analysis exceeded analytical holding time
J - Indicates an estimated value when the compound is detected, but is below the LQL
S - Spike Recovery outside accepted limits
U - Compound analyzed for but not detected
X - See case narrative
* - Value exceeded the Maximum Contamination Level (MCL), TCLP limit, or if compound is undetected, LQL exceeds MCL.

Definitions: LQL - Lower Quantitation Limit
Surr - Surrogate

Print Date: 6/15/06



Data File Name	: C:\HPCHEM\2\DATA\TVB20614\021R0101.D	Page Number	: 1
Operator	: j.jones	Vial Number	: 21
Instrument	: TVHBTEX2	Injection Number	: 1
Sample Name	: 06-3753-11A	Sequence Line	: 1
Run Time Bar Code:		Instrument Method	: TW20326.MTH
Acquired on	: 14 Jun 06 10:30 PM	Analysis Method	: BW20330.MTH
Report Created on:	: 14 Jun 06 10:47 PM	Sample Amount	: 0
Last Recalib on	: 31 MAR 06 09:24 AM	ISTD Amount	:
Multiplier	: 1		
Sample Info	: SAMP		
	DF=1		

64
13

Evergreen Analytical, Inc.
4036 Youngfield Street, Wheat Ridge, Colorado 80033-3862
(303) 425-6021

Client Sample ID: 061306-MW22
Client Project ID: EO4058
Date Collected: 6/13/06
Date Received: 6/14/06

Lab Work Order 06-3753
Lab Sample ID: 06-3753-12A
Sample Matrix: Groundwater

AROMATIC VOLATILE ORGANICS

Method: SW8021B

Prep Method: SW5030A

Date Prepared: 6/14/06


Lab File ID: TVB20614\022R

Dilution Factor: 1

Date Analyzed: 6/14/06

Method Blank: MB2061406

Analytes	CAS Number	Result	LQL	Units
Methyl-t-butyl ether	1634-04-4	U	4.0	µg/L
Benzene	71-43-2	U	1.0	µg/L
Toluene	108-88-3	U	2.0	µg/L
Ethylbenzene	100-41-4	U	2.0	µg/L
m,p-Xylene	1330-20-7	U	2.0	µg/L
o-Xylene	95-47-6	U	2.0	µg/L
Surr: 1,2,4-Trichlorobenzene (S)	120-82-1	102	QC Limits: 60-140	%REC



Analyst



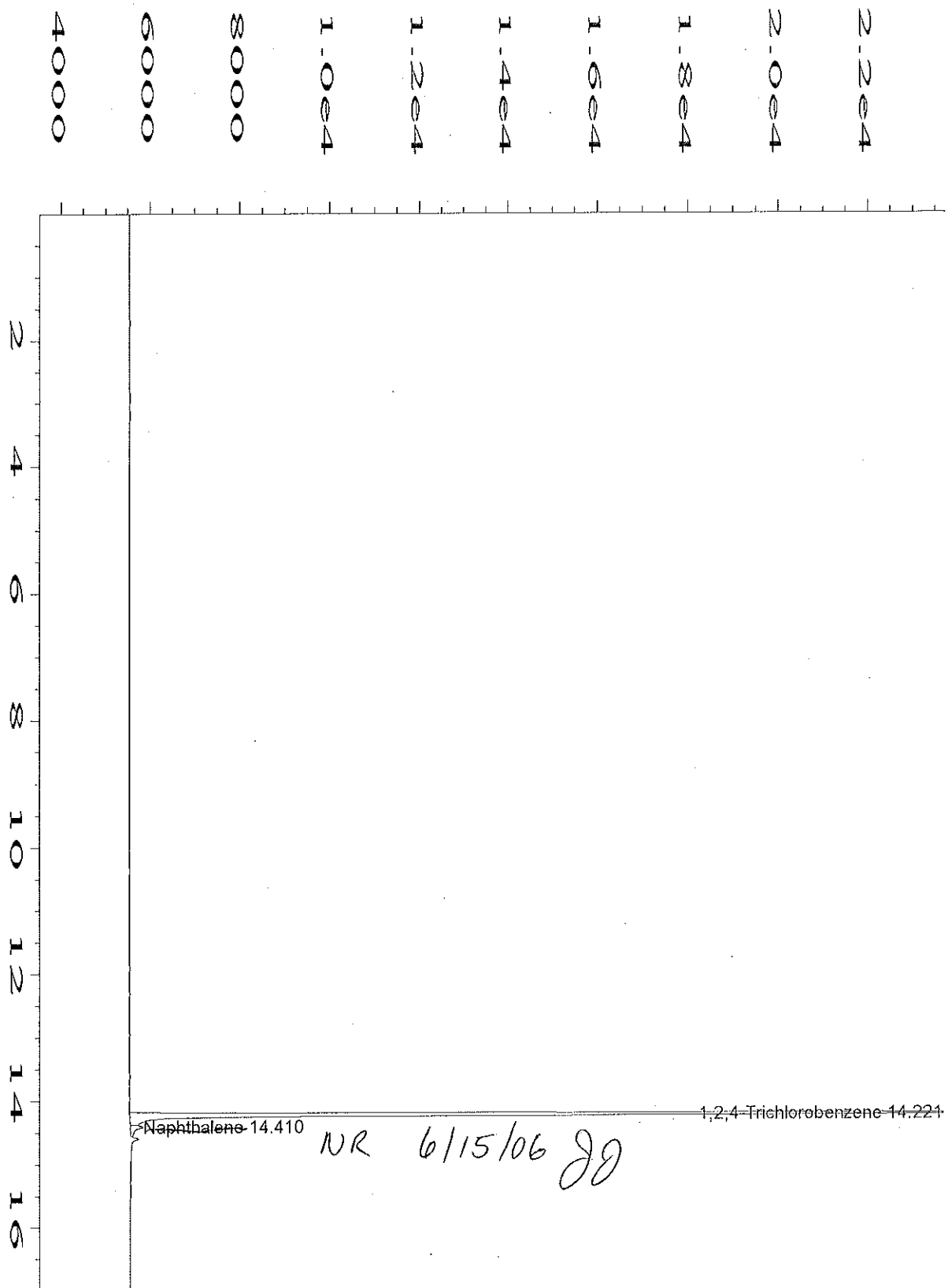
Approved

Notes: Total Xylenes consist of three isomers, two of which co-elute. The Xylene RL is for a single peak. Confirmation analysis was not performed.

Qualifiers: B - Analyte detected in the associated Method Blank, value not subtracted from result
E - Extrapolated value. Value exceeds calibration range
H - Sample analysis exceeded analytical holding time
J - Indicates an estimated value when the compound is detected, but is below the LQL
S - Spike Recovery outside accepted limits
U - Compound analyzed for but not detected
X - See case narrative
* - Value exceeded the Maximum Contamination Level (MCL), TCLP limit, or if compound is undetected, LQL exceeds MCL.

Definitions: LQL - Lower Quantitation Limit
Surr - Surrogate

Print Date: 6/15/06



Data File Name	: C:\HPCHEM\2\DATA\TVB20614\022R0101.D	Page Number	: 1
Operator	: j.jones	Vial Number	: 22
Instrument	: TVHBTEX2	Injection Number	: 1
Sample Name	: 06-3753-12A	Sequence Line	: 1
Run Time Bar Code:		Instrument Method	: TW20326.MTH
Acquired on	: 14 Jun 06 11:08 PM	Analysis Method	: BW20330.MTH
Report Created on:	: 14 Jun 06 11:25 PM	Sample Amount	: 0
Last Recalib on	: 31 MAR 06 09:24 AM	ISTD Amount	:
Multiplier	: 1		
Sample Info	: SAMP		
	DF=1		

Evergreen Analytical, Inc.
 4036 Youngfield Street, Wheat Ridge, Colorado 80033-3862
 (303) 425-6021

Client Sample ID: 061306-MW20	Lab Work Order: 06-3753
Client Project ID: EO4058	Lab Sample ID: 06-3753-13A
Date Collected: 6/13/06	Sample Matrix: Groundwater
Date Received: 6/14/06	

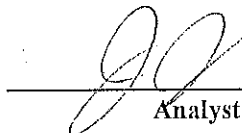
AROMATIC VOLATILE ORGANICS

Method: SW8021B

Prep Method: SW5030A

Date Prepared: 6/14/06	Lab File ID: TVB20614023R	Dilution Factor: 1
Date Analyzed: 6/14/06	Method Blank: MB2061406	

Analytes	CAS Number	Result	LQL	Units
Methyl-t-butyl ether	1634-04-4	U	4.0	µg/L
Benzene	71-43-2	U	1.0	µg/L
Toluene	108-88-3	U	2.0	µg/L
Ethylbenzene	100-41-4	U	2.0	µg/L
m,p-Xylene	1330-20-7	U	2.0	µg/L
o-Xylene	95-47-6	U	2.0	µg/L
Surr: 1,2,4-Trichlorobenzene (S)	120-82-1	102	QC Limits: 60-140	%REC



 Analyst



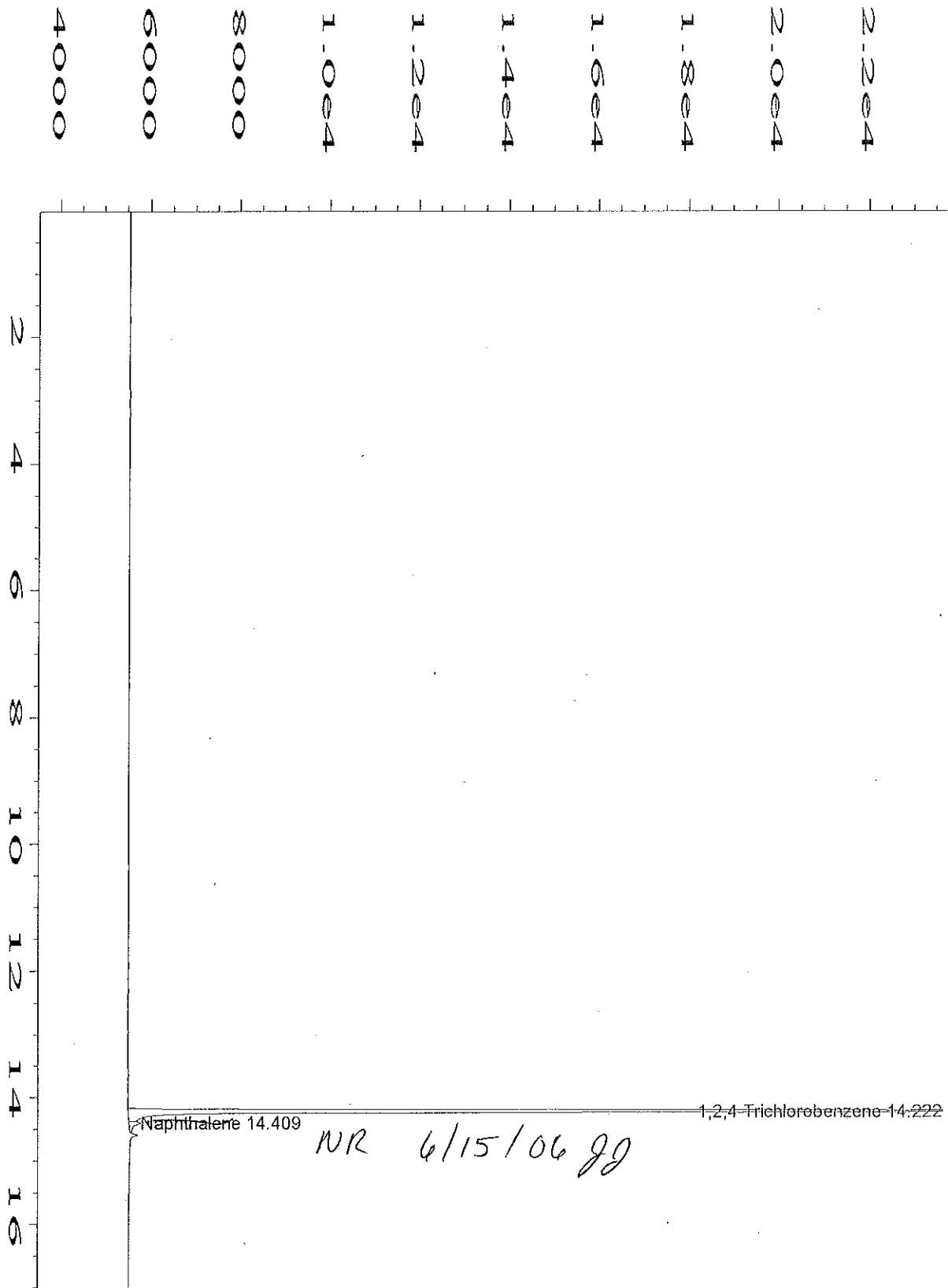
 Approved

Notes: Total Xylenes consist of three isomers, two of which co-elute. The Xylene RL is for a single peak. Confirmation analysis was not performed.

Qualifiers: B - Analyte detected in the associated Method Blank, value not subtracted from result
 E - Extrapolated value. Value exceeds calibration range
 H - Sample analysis exceeded analytical holding time
 J - Indicates an estimated value when the compound is detected, but is below the LQL
 S - Spike Recovery outside accepted limits
 U - Compound analyzed for but not detected
 X - See case narrative
 * - Value exceeded the Maximum Contamination Level (MCL), TCLP limit, or if compound is undetected, LQL exceeds MCL.

Definitions: LQL - Lower Quantitation Limit
 Surr - Surrogate

Print Date: 6/15/06



Data File Name	: C:\HPCHEM\2\DATA\TVB20614\023R0101.D	Page Number	: 1
Operator	: j.jones	Vial Number	: 23
Instrument	: TVHBTEX2	Injection Number	: 1
Sample Name	: 06-3753-13A	Sequence Line	: 1
Run Time Bar Code:		Instrument Method	: TW20326.MTH
Acquired on	: 14 Jun 06 11:46 PM	Analysis Method	: BW20330.MTH
Report Created on:	: 15 Jun 06 00:04 AM	Sample Amount	: 0
Last Recalib on	: 31 MAR 06 09:24 AM	ISTD Amount	:
Multiplier	: 1		
Sample Info	: SAMP		
	DF=1		

7-4
15.

Evergreen Analytical, Inc.
4036 Youngfield Street, Wheat Ridge, Colorado 80033-3862
(303) 425-6021

Client Sample ID: 061306-MW21
Client Project ID: EO4058
Date Collected: 6/13/06
Date Received: 6/14/06

Lab Work Order 06-3753
Lab Sample ID: 06-3753-14A
Sample Matrix: Groundwater

AROMATIC VOLATILE ORGANICS

Method: SW8021B

Prep Method: SW5030A

Date Prepared: 6/14/06

Lab File ID: TVB20614\024R


Dilution Factor: 1

Date Analyzed: 6/15/06

Method Blank: MB2061406

Analytes	CAS Number	Result	LQL	Units
Methyl-t-butyl ether	1634-04-4	U	4.0	µg/L
Benzene	71-43-2	U	1.0	µg/L
Toluene	108-88-3	U	2.0	µg/L
Ethylbenzene	100-41-4	U	2.0	µg/L
m,p-Xylene	1330-20-7	U	2.0	µg/L
o-Xylene	95-47-6	U	2.0	µg/L
Surr: 1,2,4-Trichlorobenzene (S)	120-82-1	104	QC Limits: 60-140	%REC


Analyst



Approved

Notes: Total Xylenes consist of three isomers, two of which co-elute. The Xylene RL is for a single peak. Confirmation analysis was not performed.

Qualifiers: B - Analyte detected in the associated Method Blank, value not subtracted from result
E - Extrapolated value. Value exceeds calibration range
H - Sample analysis exceeded analytical holding time
J - Indicates an estimated value when the compound is detected, but is below the LQL
S - Spike Recovery outside accepted limits
U - Compound analyzed for but not detected
X - See case narrative
* - Value exceeded the Maximum Contamination Level (MCL), TCLP limit, or if compound is undetected, LQL exceeds MCL.

Definitions: LQL - Lower Quantitation Limit
Surr - Surrogate

Print Date: 6/15/06



Data File Name	: C:\HPCHEM\2\DATA\TVB20614\024R0101.D	Page Number	: 1
Operator	: j.jones	Vial Number	: 24
Instrument	: TVHBTEX2	Injection Number	: 1
Sample Name	: 06-3753-14A	Sequence Line	: 1
Run Time Bar Code:		Instrument Method:	: TW20326.MTH
Acquired on	: 15 Jun 06 00:25 AM	Analysis Method	: BW20330.MTH
Report Created on:	: 15 Jun 06 00:42 AM	Sample Amount	: 0
Last Recalib on	: 31 MAR 06 09:24 AM	ISTD Amount	:
Multiplier	: 1		
Sample Info	: SAMP		
	: DF=1		

104
1P8

Evergreen Analytical, Inc.
4036 Youngfield Street, Wheat Ridge, Colorado 80033-3862
(303) 425-6021

Client Sample ID: 061306-MW27
Client Project ID: EO4058
Date Collected: 6/13/06
Date Received: 6/14/06

Lab Work Order 06-3753
Lab Sample ID: 06-3753-15A
Sample Matrix: Groundwater

AROMATIC VOLATILE ORGANICS

Method: SW8021B

Prep Method: SW5030A

Date Prepared: 6/14/06

Lab File ID: TVB20614\025R


Dilution Factor: 1

Date Analyzed: 6/15/06

Method Blank: MB2061406

Analytes	CAS Number	Result	LQL	Units
Methyl-t-butyl ether	1634-04-4	U	4.0	µg/L
Benzene	71-43-2	U	1.0	µg/L
Toluene	108-88-3	U	2.0	µg/L
Ethylbenzene	100-41-4	U	2.0	µg/L
m,p-Xylene	1330-20-7	U	2.0	µg/L
o-Xylene	95-47-6	U	2.0	µg/L
Surr: 1,2,4-Trichlorobenzene (S)	120-82-1	98	QC Limits: 60-140	%REC


Analyst

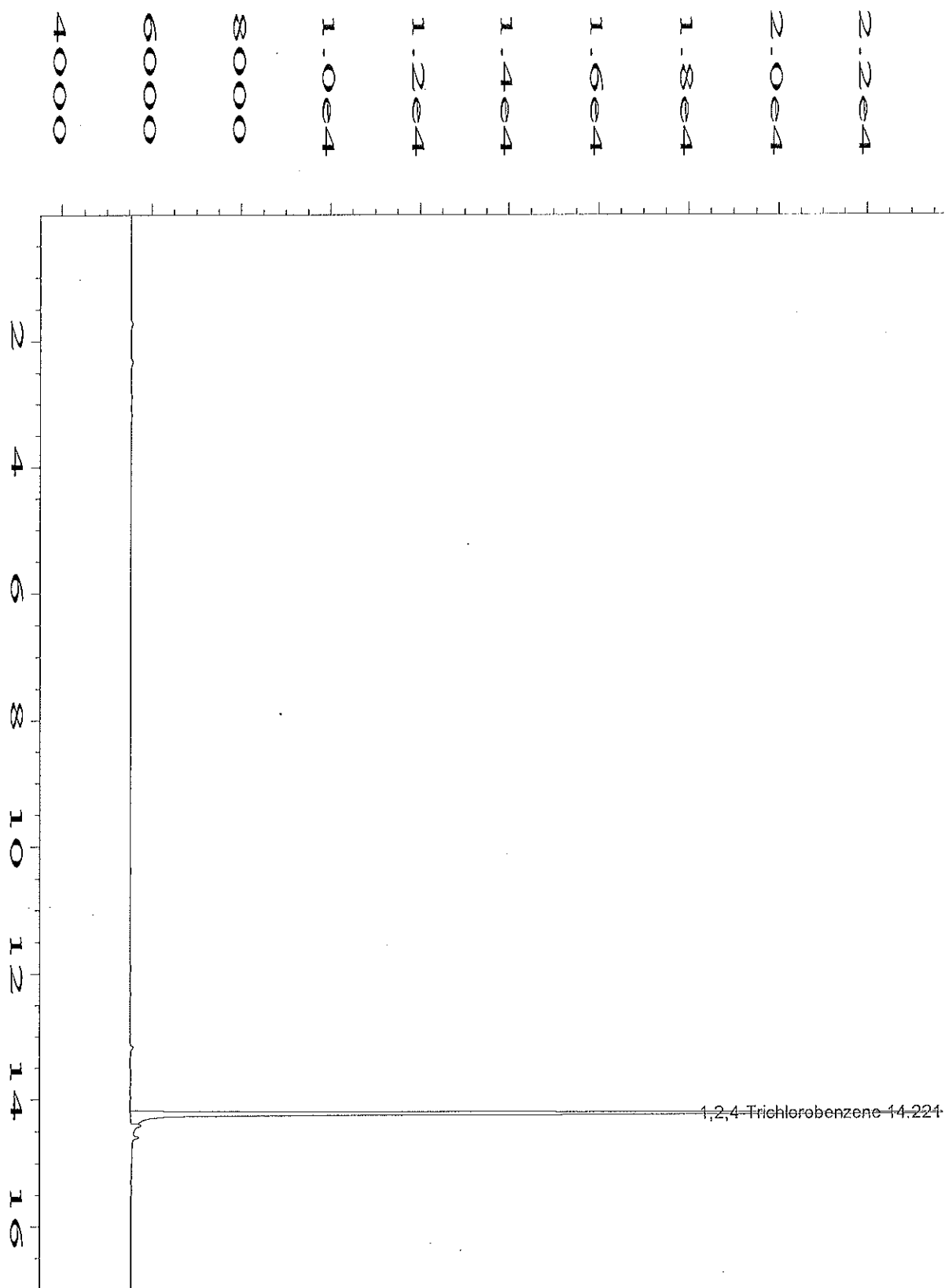

Approved

Notes: Total Xylenes consist of three isomers, two of which co-elute. The Xylene RL is for a single peak. Confirmation analysis was not performed.

Qualifiers: B - Analyte detected in the associated Method Blank, value not subtracted from result
E - Extrapolated value. Value exceeds calibration range
H - Sample analysis exceeded analytical holding time
J - Indicates an estimated value when the compound is detected, but is below the LQL
S - Spike Recovery outside accepted limits
U - Compound analyzed for but not detected
X - See case narrative
* - Value exceeded the Maximum Contamination Level (MCL), TCLP limit, or if compound is undetected, LQL exceeds MCL.

Definitions: LQL - Lower Quantitation Limit
Surr - Surrogate

Print Date: 6/15/06



Data File Name	: C:\HPCHEM\2\DATA\TVB20614\025R0101.D	Page Number	: 1
Operator	: j.jones	Vial Number	: 25
Instrument	: TVHBTX2	Injection Number	: 1
Sample Name	: 06-3753-15A	Sequence Line	: 1
Run Time Bar Code:		Instrument Method:	TW20326.MTH
Acquired on	: 15 Jun 06 01:03 AM	Analysis Method	: BW20330.MTH
Report Created on:	15 Jun 06 01:20 AM	Sample Amount	: 0
Last Recalib on	: 31 MAR 06 09:24 AM	ISTD Amount	:
Multiplier	: 1		
Sample Info	: SAMP		
	DF=1		

6-4
10

Evergreen Analytical, Inc.
4036 Youngfield Street, Wheat Ridge, Colorado 80033-3862
(303) 425-6021

Client Sample ID: 061306-MW23
Client Project ID: EO4058
Date Collected: 6/13/06
Date Received: 6/14/06

Lab Work Order 06-3753
Lab Sample ID: 06-3753-16A
Sample Matrix: Groundwater

AROMATIC VOLATILE ORGANICS

Method: SW8021B

Prep Method: SW5030A

Date Prepared: 6/14/06
Date Analyzed: 6/15/06

Lab File ID: TVB20614026R
Method Blank: MB2061406

Dilution Factor: 1

Analytes	CAS Number	Result	LQL	Units
Methyl-t-butyl ether	1634-04-4	U	4.0	µg/L
Benzene	71-43-2	U	1.0	µg/L
Toluene	108-88-3	U	2.0	µg/L
Ethylbenzene	100-41-4	U	2.0	µg/L
m,p-Xylene	1330-20-7	U	2.0	µg/L
o-Xylene	95-47-6	U	2.0	µg/L
Surr: 1,2,4-Trichlorobenzene (S)	120-82-1	103	QC Limits: 60-140	%REC



Analyst



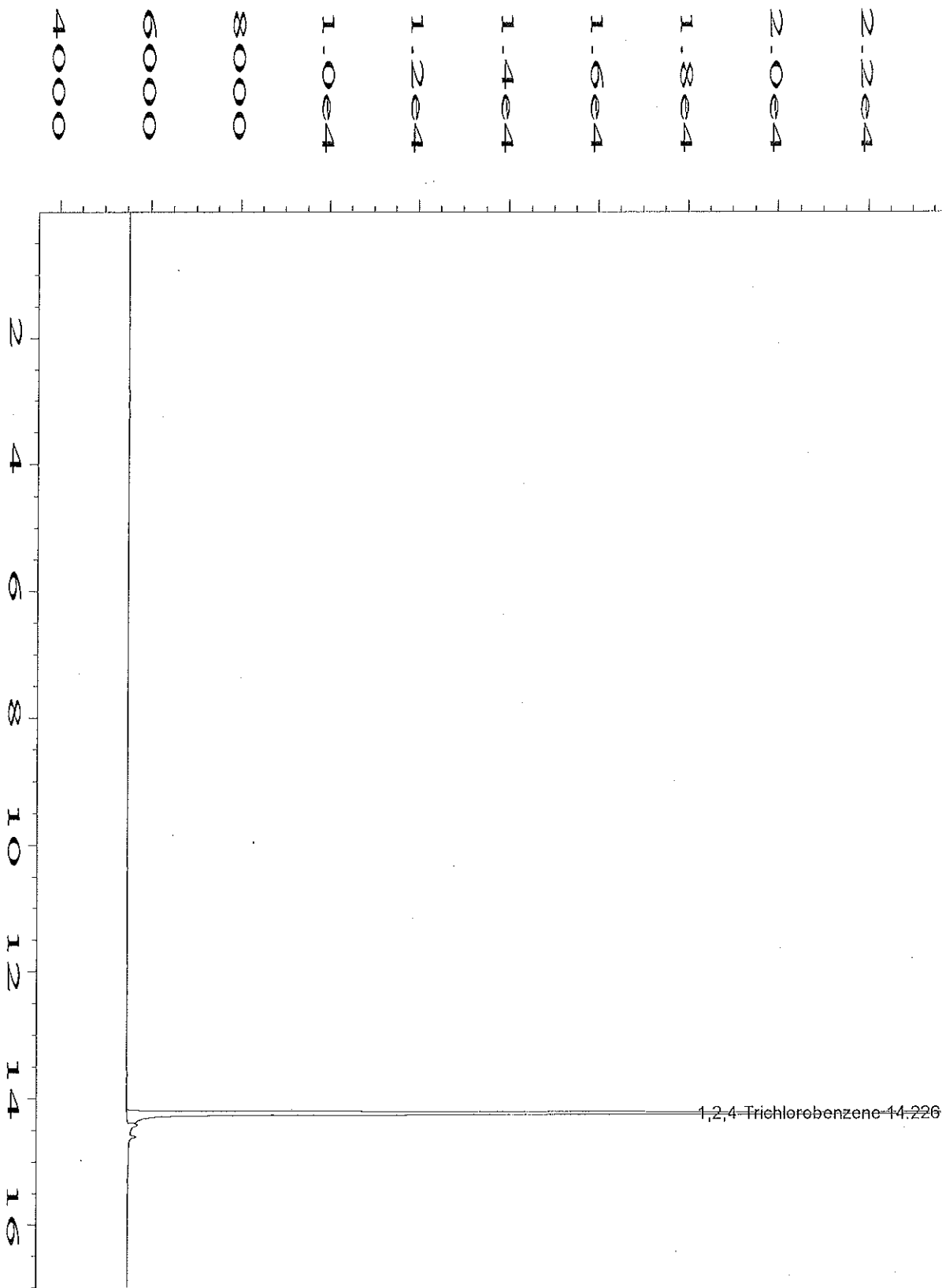
Approved

Notes: Total Xylenes consist of three isomers, two of which co-elute. The Xylene RL is for a single peak. Confirmation analysis was not performed.

Qualifiers: B - Analyte detected in the associated Method Blank, value not subtracted from result
E - Extrapolated value. Value exceeds calibration range
H - Sample analysis exceeded analytical holding time
J - Indicates an estimated value when the compound is detected, but is below the LQL
S - Spike Recovery outside accepted limits
U - Compound analyzed for but not detected
X - See case narrative
* - Value exceeded the Maximum Contamination Level (MCL), TCLP limit, or if compound is undetected, LQL exceeds MCL.

Definitions: LQL - Lower Quantitation Limit
Surr - Surrogate

Print Date: 6/15/06



Data File Name	: C:\HPCHEM\2\DATA\TVB20614\026R0101.D	Page Number	: 1
Operator	: j.jones	Vial Number	: 26
Instrument	: TVHBTEX2	Injection Number	: 1
Sample Name	: 06-3753-16A	Sequence Line	: 1
Run Time Bar Code:		Instrument Method	: TW20326.MTH
Acquired on	: 15 Jun 06 01:41 AM	Analysis Method	: BW20330.MTH
Report Created on:	: 15 Jun 06 01:59 AM	Sample Amount	: 0
Last Recalib on	: 31 MAR 06 09:24 AM	ISTD Amount	:
Multiplier	: 1		
Sample Info	: SAMP		
	DF=1		

15

Evergreen Analytical, Inc.
4036 Youngfield Street, Wheat Ridge, Colorado 80033-3862
(303) 425-6021

Client Sample ID: 061306-MW18
Client Project ID: EO4058
Date Collected: 6/13/06
Date Received: 6/14/06

Lab Work Order 06-3753
Lab Sample ID: 06-3753-17A
Sample Matrix: Groundwater

AROMATIC VOLATILE ORGANICS

Method: SW8021B

Prep Method: SW5030A

Date Prepared: 6/14/06

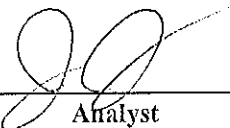
Lab File ID: TVB20614\027R

Dilution Factor: 1

Date Analyzed: 6/15/06

Method Blank: MB2061406

Analytes	CAS Number	Result	LQL	Units
Methyl-t-butyl ether	1634-04-4	U	4.0	µg/L
Benzene	71-43-2	U	1.0	µg/L
Toluene	108-88-3	U	2.0	µg/L
Ethylbenzene	100-41-4	U	2.0	µg/L
m,p-Xylene	1330-20-7	U	2.0	µg/L
o-Xylene	95-47-6	U	2.0	µg/L
Surr: 1,2,4-Trichlorobenzene (S)	120-82-1	103	QC Limits: 60-140	%REC



Analyst



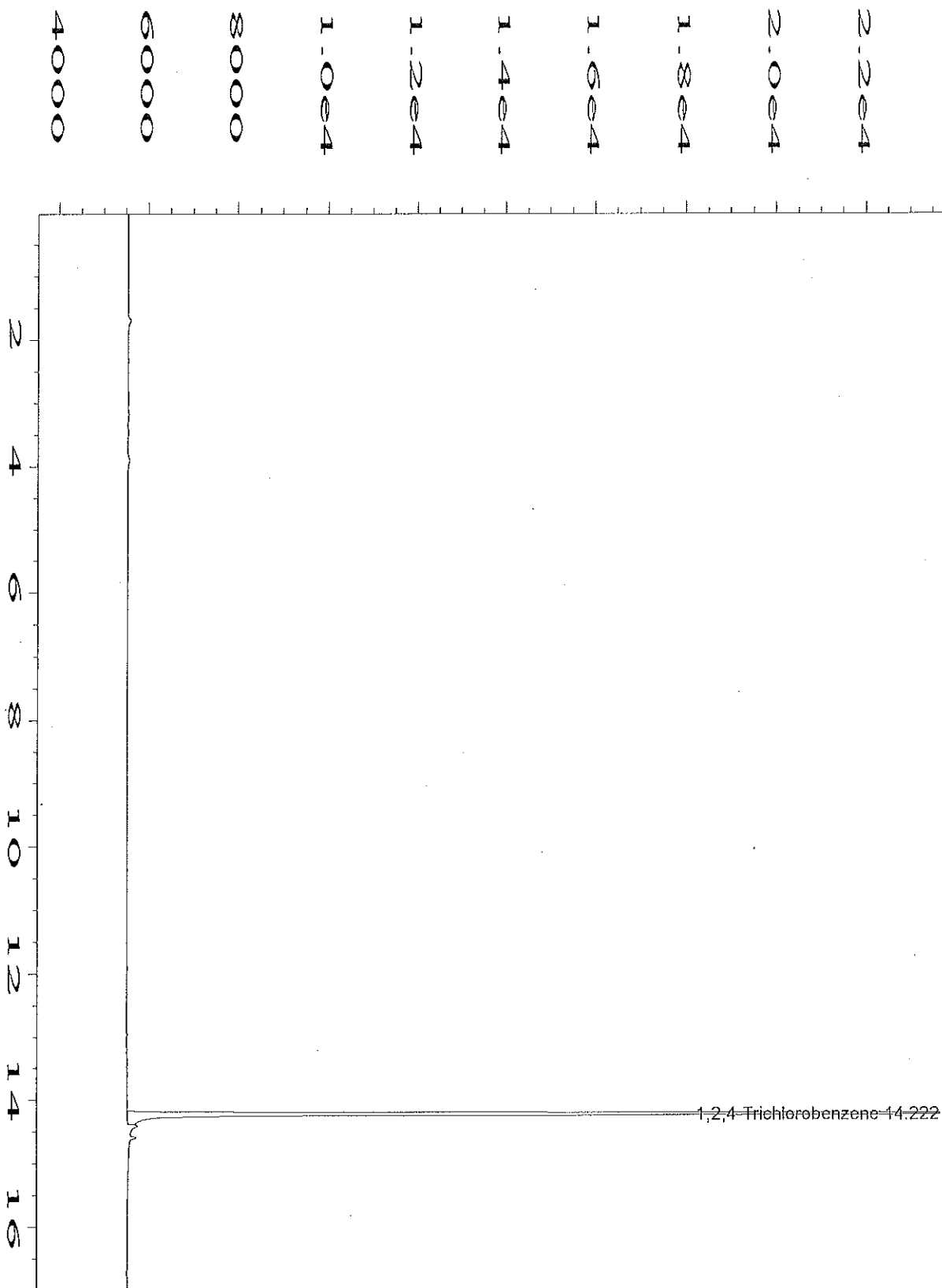
Approved

Notes: Total Xylenes consist of three isomers, two of which co-elute. The Xylene RL is for a single peak. Confirmation analysis was not performed.

Qualifiers: B - Analyte detected in the associated Method Blank, value not subtracted from result
E - Extrapolated value. Value exceeds calibration range
H - Sample analysis exceeded analytical holding time
J - Indicates an estimated value when the compound is detected, but is below the LQL
S - Spike Recovery outside accepted limits
U - Compound analyzed for but not detected
X - See case narrative
* - Value exceeded the Maximum Contamination Level (MCL), TCLP limit, or if compound is undetected, LQL exceeds MCL.

Definitions: LQL - Lower Quantitation Limit
Surr - Surrogate

Print Date: 6/15/06



Data File Name	: C:\HPCHEM\2\DATA\TVB20614\027R0101.D	Page Number	: 1
Operator	: j.jones	Vial Number	: 27
Instrument	: TVHBTEX2	Injection Number	: 1
Sample Name	: 06-3753-17A	Sequence Line	: 1
Run Time Bar Code:		Instrument Method:	TW20326.MTH
Acquired on	: 15 Jun 06 02:20 AM	Analysis Method	: BW20330.MTH
Report Created on:	15 Jun 06 02:37 AM	Sample Amount	: 0
Last Recalib on	: 31 MAR 06 09:24 AM	ISTD Amount	:
Multiplier	: 1		
Sample Info	: SAMP		
	DF=1		

13

Evergreen Analytical, Inc.
4036 Youngfield Street, Wheat Ridge, Colorado 80033-3862
(303) 425-6021

Client Sample ID: 061306-XY
Client Project ID: EO4058
Date Collected: 6/13/06
Date Received: 6/14/06

Lab Work Order: 06-3753
Lab Sample ID: 06-3753-18A
Sample Matrix: Groundwater

AROMATIC VOLATILE ORGANICS

Method: SW8021B

Prep Method: SW5030A

Date Prepared: 6/14/06

Lab File ID: TVB20614\028R


Dilution Factor: 1

Date Analyzed: 6/15/06

Method Blank: MB2061406

Analytes	CAS Number	Result	LQL	Units
Methyl-t-butyl ether	1634-04-4	U	4.0	µg/L
Benzene	71-43-2	U	1.0	µg/L
Toluene	108-88-3	U	2.0	µg/L
Ethylbenzene	100-41-4	U	2.0	µg/L
m,p-Xylene	1330-20-7	U	2.0	µg/L
o-Xylene	95-47-6	U	2.0	µg/L
Surr: 1,2,4-Trichlorobenzene (S)	120-82-1	103	QC Limits: 60-140	%REC


Analyst

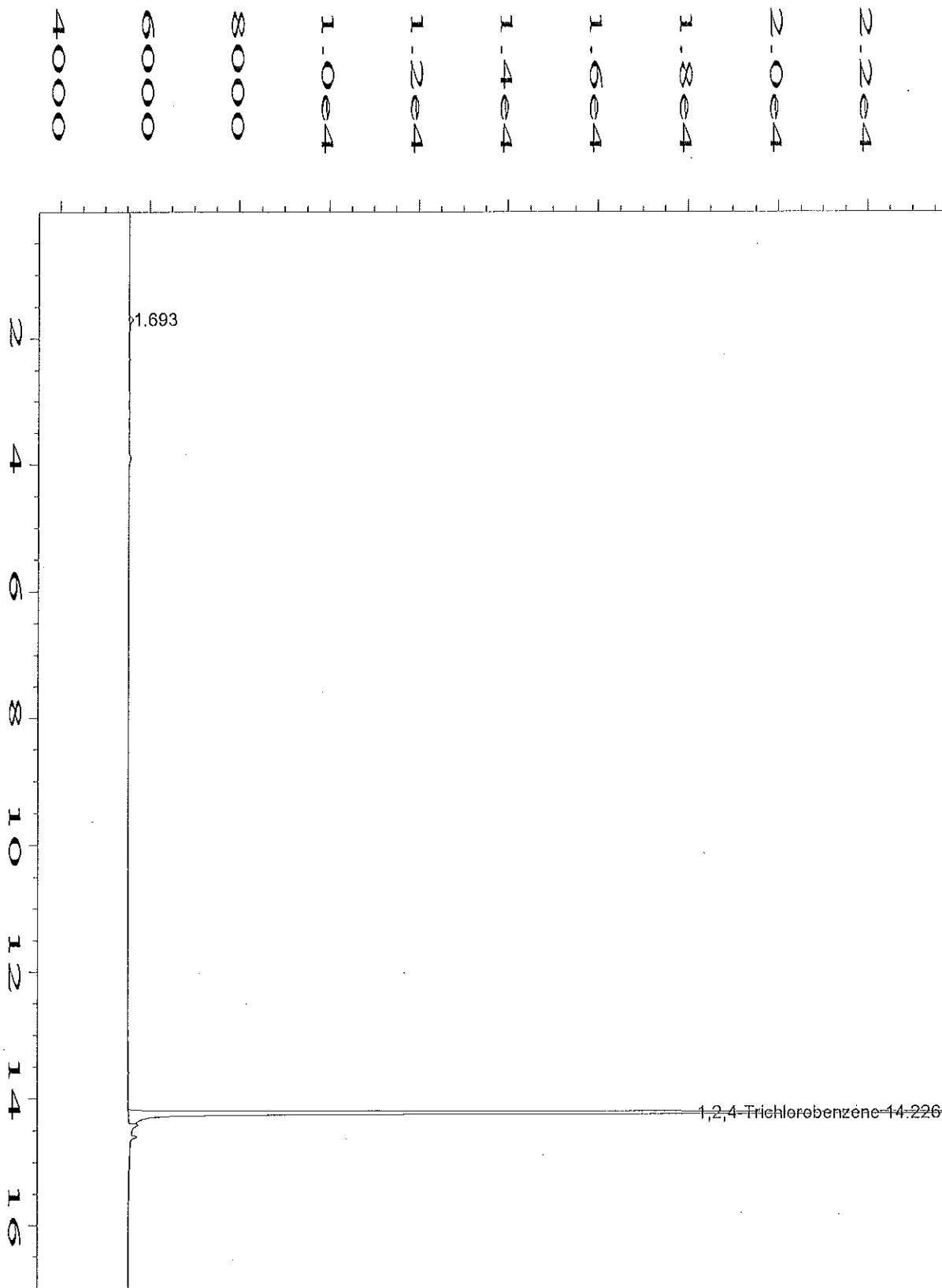

Approved

Notes: Total Xylenes consist of three isomers, two of which co-elute. The Xylene RL is for a single peak. Confirmation analysis was not performed.

Qualifiers: B - Analyte detected in the associated Method Blank, value not subtracted from result
E - Extrapolated value. Value exceeds calibration range
H - Sample analysis exceeded analytical holding time
J - Indicates an estimated value when the compound is detected, but is below the LQL
S - Spike Recovery outside accepted limits
U - Compound analyzed for but not detected
X - See case narrative
* - Value exceeded the Maximum Contamination Level (MCL), TCLP limit, or if compound is undetected, LQL exceeds MCL.

Definitions: LQL - Lower Quantitation Limit
Surr - Surrogate

Print Date: 6/15/06



Data File Name	: C:\HPCHEM\2\DATA\TVB20614\028R0101.D	Page Number	: 1
Operator	: j.jones	Vial Number	: 28
Instrument	: TVHBTEX2	Injection Number	: 1
Sample Name	: 06-3753-18A	Sequence Line	: 1
Run Time Bar Code:		Instrument Method:	TW20326.MTH
Acquired on	: 15 Jun 06 02:58 AM	Analysis Method	: BW20330.MTH
Report Created on:	15 Jun 06 03:15 AM	Sample Amount	: 0
Last Recalib on	: 31 MAR 06 09:24 AM	ISTD Amount	:
Multiplier	: 1		
Sample Info	: SAMP		
	DF=1		

Evergreen Analytical, Inc.
4036 Youngfield Street, Wheat Ridge, Colorado 80033-3862
(303) 425-6021

Client Sample ID: 061306-MW26
Client Project ID: EO4058
Date Collected: 6/13/06
Date Received: 6/14/06

Lab Work Order 06-3753
Lab Sample ID: 06-3753-19A
Sample Matrix: Groundwater

AROMATIC VOLATILE ORGANICS

Method: SW8021B

Prep Method: SW5030A

Date Prepared: 6/14/06

Lab File ID: TVB20614\035R

Dilution Factor: 1

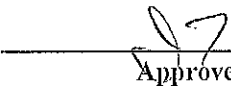
Date Analyzed: 6/15/06

Method Blank: MB2061406-B

Analytes	CAS Number	Result	LQL	Units
Methyl-t-butyl ether	1634-04-4	U	4.0	µg/L
Benzene	71-43-2	U	1.0	µg/L
Toluene	108-88-3	U	2.0	µg/L
Ethylbenzene	100-41-4	U	2.0	µg/L
m,p-Xylene	1330-20-7	U	2.0	µg/L
o-Xylene	95-47-6	U	2.0	µg/L
Surr: 1,2,4-Trichlorobenzene (S)	120-82-1	105	QC Limits: 60-140	%REC



Analyst



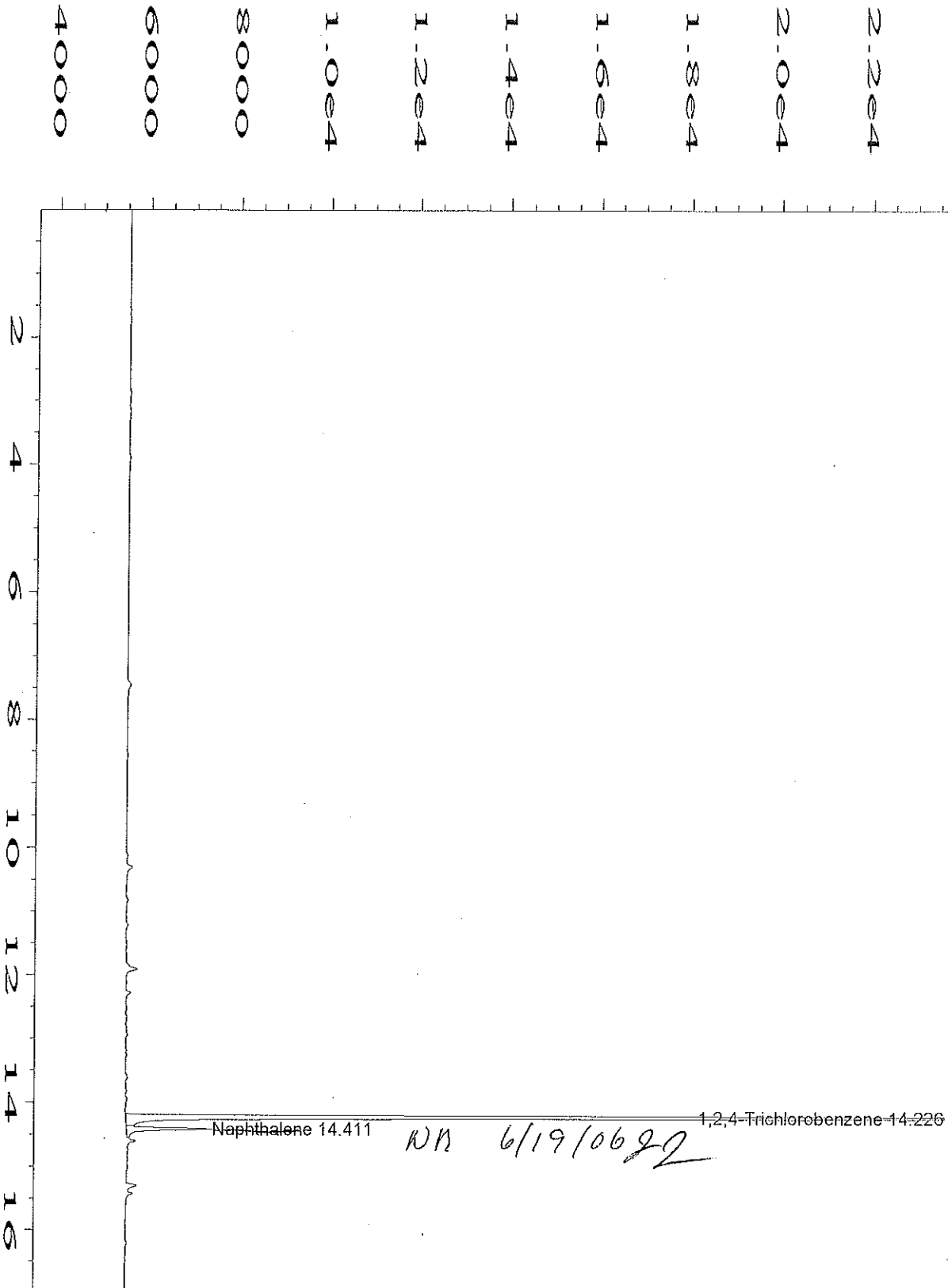
Approved

Notes: Total Xylenes consist of three isomers, two of which co-elute. The Xylene RL is for a single peak. Confirmation analysis was not performed.

Qualifiers: B - Analyte detected in the associated Method Blank, value not subtracted from result
E - Extrapolated value. Value exceeds calibration range
H - Sample analysis exceeded analytical holding time
J - Indicates an estimated value when the compound is detected, but is below the LQL
S - Spike Recovery outside accepted limits
U - Compound analyzed for but not detected
X - See case narrative
* - Value exceeded the Maximum Contamination Level (MCL), TCLP limit, or if compound is undetected, LQL exceeds MCL.

Definitions: LQL - Lower Quantitation Limit
Surr - Surrogate

Print Date: 6/15/06



Data File Name	: C:\HPCHEM\2\DATA\TVB20614\035R0101.D	Page Number	: 1
Operator	: j.jones	Vial Number	: 35
Instrument	: TVHBTEX2	Injection Number	: 1
Sample Name	: 06-3753-19A	Sequence Line	: 1
Run Time Bar Code:		Instrument Method	: TW20326.MTH
Acquired on	: 15 Jun 06 07:25 AM	Analysis Method	: BW20330.MTH
Report Created on:	15 Jun 06 07:43 AM	Sample Amount	: 0
Last Recalib on	: 31 MAR 06 09:24 AM	ISTD Amount	:
Multiplier	: 1		
Sample Info	: SAMP		
	DF=1		

2
17

Evergreen Analytical, Inc.
4036 Youngfield Street, Wheat Ridge, Colorado 80033-3862
(303) 425-6021

Client Sample ID: 061306-MW00
Client Project ID: EO4058
Date Collected: 6/13/06
Date Received: 6/14/06

Lab Work Order 06-3753
Lab Sample ID: 06-3753-20A
Sample Matrix: Groundwater

AROMATIC VOLATILE ORGANICS

Method: SW8021B

Prep Method: SW5030A

Date Prepared: 6/14/06

Lab File ID: TVB20614038R

Dilution Factor: 1

Date Analyzed: 6/15/06

Method Blank: MB2061406-B

Analytes	CAS Number	Result	LQL	Units
Methyl-t-butyl ether	1634-04-4	U	4.0	µg/L
Benzene	71-43-2	U	1.0	µg/L
Toluene	108-88-3	U	2.0	µg/L
Ethylbenzene	100-41-4	U	2.0	µg/L
m,p-Xylene	1330-20-7	U	2.0	µg/L
o-Xylene	95-47-6	U	2.0	µg/L
Surr: 1,2,4-Trichlorobenzene (S)	120-82-1	103	QC Limits: 60-140	%REC



Analyst



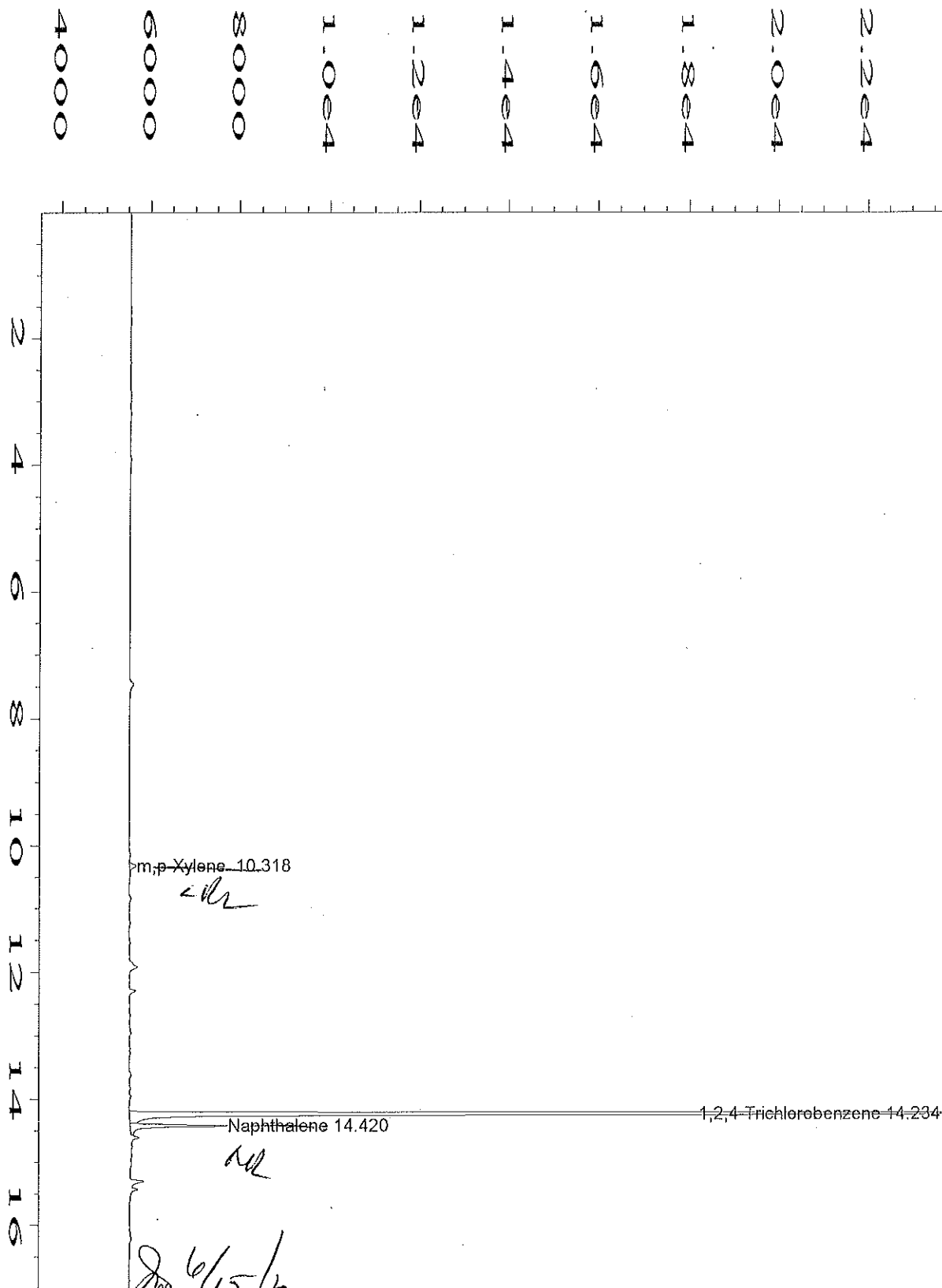
Approved

Notes: Total Xylenes consist of three isomers, two of which co-elute. The Xylene RL is for a single peak. Confirmation analysis was not performed.

Qualifiers: B - Analyte detected in the associated Method Blank, value not subtracted from result
E - Extrapolated value. Value exceeds calibration range
H - Sample analysis exceeded analytical holding time
J - Indicates an estimated value when the compound is detected, but is below the LQL
S - Spike Recovery outside accepted limits
U - Compound analyzed for but not detected
X - See case narrative
* - Value exceeded the Maximum Contamination Level (MCL), TCLP limit, or if compound is undetected, LQL exceeds MCL.

Definitions: LQL - Lower Quantitation Limit
Surr - Surrogate

Print Date: 6/15/06



Data File Name	: C:\HPCHEM\2\DATA\TVB20614\038R0101.D	Page Number	: 1
Operator	: j.jones	Vial Number	: 38
Instrument	: TVHBTEX2	Injection Number	: 1
Sample Name	: 06-3753-20A	Sequence Line	: 1
Run Time Bar Code:		Instrument Method	: TW20326.MTH
Acquired on	: 15 Jun 06 09:20 AM	Analysis Method	: BW20330.MTH
Report Created on:	: 15 Jun 06 09:37 AM	Sample Amount	: 0
Last Recalib on	: 31 MAR 06 09:24 AM	ISTD Amount	:
Multiplier	: 1		
Sample Info	: SAMP		
	DF=1		

12
0

Evergreen Analytical, Inc.
4036 Youngfield Street, Wheat Ridge, Colorado 80033-3862
(303) 425-6021

Client Sample ID: 061306-MW24
Client Project ID: EO4058
Date Collected: 6/13/06
Date Received: 6/14/06

Lab Work Order 06-3753
Lab Sample ID: 06-3753-21A
Sample Matrix: Groundwater

AROMATIC VOLATILE ORGANICS

Method: SW8021B

Prep Method: SW5030A

Date Prepared: 6/14/06
Date Analyzed: 6/15/06

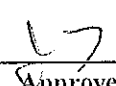
Lab File ID: TVB20614039R
Method Blank: MB2061406-B

Dilution Factor: 1

Analytes	CAS Number	Result	LQL	Units
Methyl-t-butyl ether	1634-04-4	U	4.0	µg/L
Benzene	71-43-2	U	1.0	µg/L
Toluene	108-88-3	U	2.0	µg/L
Ethylbenzene	100-41-4	U	2.0	µg/L
m,p-Xylene	1330-20-7	U	2.0	µg/L
o-Xylene	95-47-6	U	2.0	µg/L
Surr: 1,2,4-Trichlorobenzene (S)	120-82-1	102	QC Limits: 60-140	%REC



Analyst



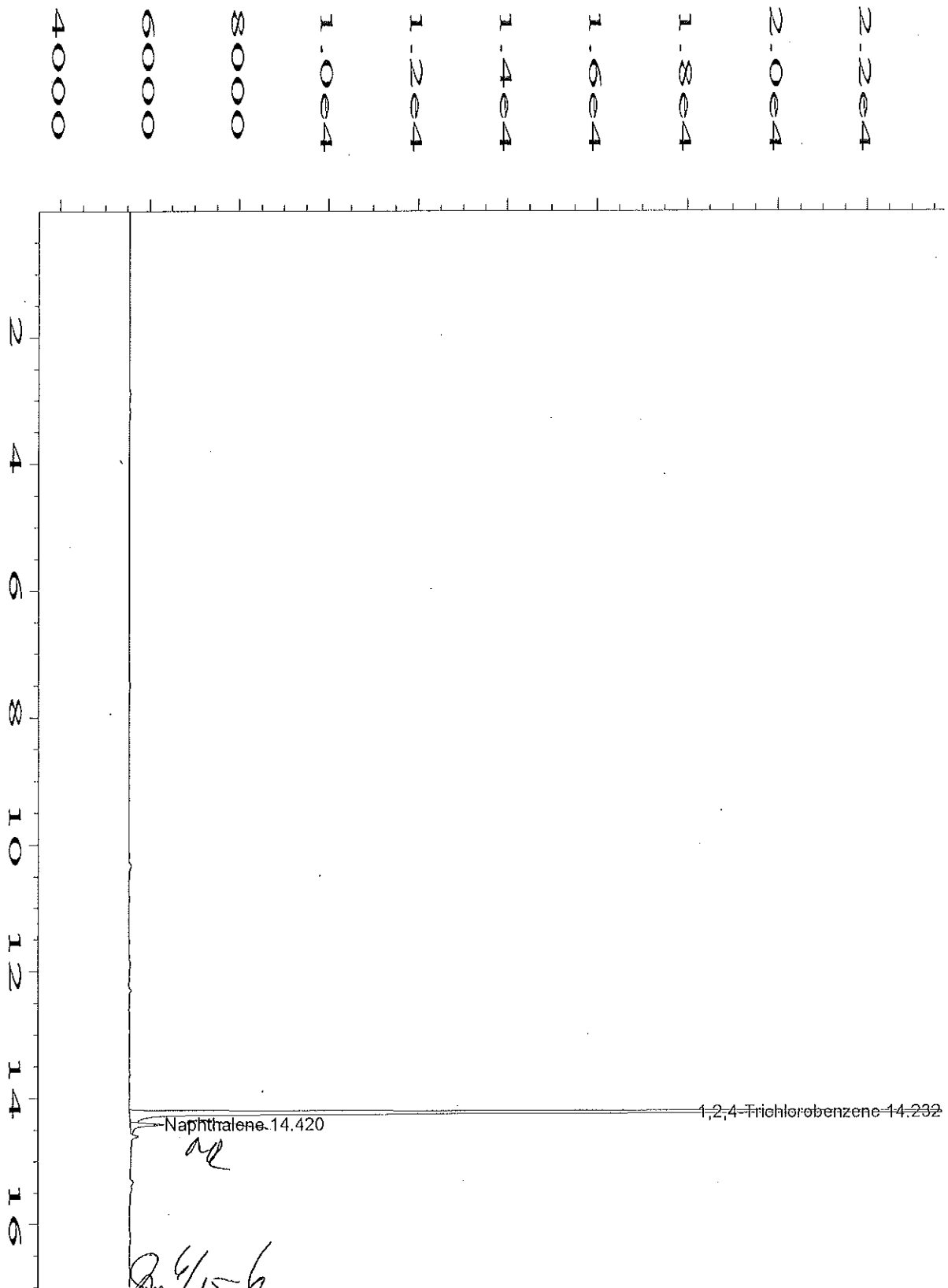
Approved

Notes: Total Xylenes consist of three isomers, two of which co-elute. The Xylene RL is for a single peak. Confirmation analysis was not performed.

Qualifiers: B - Analyte detected in the associated Method Blank, value not subtracted from result
E - Extrapolated value. Value exceeds calibration range
H - Sample analysis exceeded analytical holding time
J - Indicates an estimated value when the compound is detected, but is below the LQL
S - Spike Recovery outside accepted limits
U - Compound analyzed for but not detected
X - See case narrative
* - Value exceeded the Maximum Contamination Level (MCL), TCLP limit, or if compound is undetected, LQL exceeds MCL.

Definitions: LQL - Lower Quantitation Limit
Surr - Surrogate

Print Date: 6/15/06



Data File Name	: C:\HPCHEM\2\DATA\TVB20614\039R0101.D	Page Number	: 1
Operator	: j.jones	Vial Number	: 39
Instrument	: TVHBTEX2	Injection Number	: 1
Sample Name	: 06-3753-21A	Sequence Line	: 1
Run Time Bar Code:		Instrument Method	: TW20326.MTH
Acquired on	: 15 Jun 06 09:58 AM	Analysis Method	: BW20330.MTH
Report Created on	: 15 Jun 06 10:15 AM	Sample Amount	: 0
Last Recalib on	: 31 MAR 06 09:24 AM	ISTD Amount	:
Multiplier	: 1		
Sample Info	: SAMP		
	DF=1		

Evergreen Analytical, Inc.
4036 Youngfield Street, Wheat Ridge, Colorado 80033-3862
(303) 425-6021

Client Project ID EO4058 Lab Order: 06-3753
Units: mg/L

RSKSOP-175M Headspace

Method: RSKSOP175M

Prep Method: RSKSOP175M

Lab ID	Client ID	Matrix	Date Received	Collection Date	Date Prepared	Date Analyzed	Results	LQL	DF
06-3753-01B	061306-LSP	Groundwater	6/14/06	6/13/06	6/14/06	6/14/06	0.0050	0.00080	1
06-3753-02B	061306-LP	Groundwater	6/14/06	6/13/06	6/14/06	6/14/06	0.026	0.00080	1
06-3753-03B	061306-DCS1	Groundwater	6/14/06	6/13/06	6/14/06	6/14/06	0.0016	0.00080	1
06-3753-04B	061306-DCS2	Groundwater	6/14/06	6/13/06	6/14/06	6/14/06	0.019	0.00080	1
06-3753-05B	061306-DCS3	Groundwater	6/14/06	6/13/06	6/14/06	6/14/06	0.0050	0.00080	1
06-3753-06B	061306-DCS4	Groundwater	6/14/06	6/13/06	6/14/06	6/14/06	0.0038	0.00080	1
06-3753-07B	061306-DCS5	Groundwater	6/14/06	6/13/06	6/14/06	6/14/06	0.0045	0.00080	1
06-3753-08B	061306-DCS6	Groundwater	6/14/06	6/13/06	6/14/06	6/14/06	0.0054	0.00080	1
06-3753-09B	061306-DCS7	Groundwater	6/14/06	6/13/06	6/14/06	6/14/06	0.0053	0.00080	1
06-3753-10B	061306-DCS8	Groundwater	6/14/06	6/13/06	6/14/06	6/14/06	0.0043	0.00080	1
06-3753-11B	061306-YZ	Groundwater	6/14/06	6/13/06	6/14/06	6/14/06	0.0048	0.00080	1
06-3753-12B	061306-MTW22	Groundwater	6/14/06	6/13/06	6/14/06	6/14/06	0.0014	0.00080	1
06-3753-13B	061306-MTW20	Groundwater	6/14/06	6/13/06	6/14/06	6/14/06	0.0085	0.00080	1
06-3753-14B	061306-MTW21	Groundwater	6/14/06	6/13/06	6/14/06	6/14/06	0.0032	0.00080	1
06-3753-15B	061306-MTW27	Groundwater	6/14/06	6/13/06	6/14/06	6/14/06	U	0.00080	1
06-3753-16B	061306-MTW23	Groundwater	6/14/06	6/13/06	6/14/06	6/14/06	0.92	0.016	20
06-3753-17B	061306-MTW18	Groundwater	6/14/06	6/13/06	6/14/06	6/14/06	1.4	0.016	20

Analyst

LX

Approved

Qualifiers: J - Indicates an estimated value when the compound is detected, but is below the LQL
H - Sample analysis exceeded analytical holding time
U - Compound analyzed for but not detected

Definitions: DF - Dilution Factor
LQL - Lower Quantitation Limit

X - See case narrative
* Value exceeds Maximum Contamination Level(MCL), TCLP limit, or if compound is undetected, LQL exceeds MCL.

Evergreen Analytical, Inc.
 4036 Youngfield Street, Wheat Ridge, Colorado 80033-3862
 (303) 425-6021

Client Project ID EO4058 Lab Order: 06-3753
 Units: mg/L

RSKSOP-175M Headspace

Method: RSKSOP175M

Methane


Prep Method: RSKSOP175M

Lab ID	Client ID	Matrix	Date Received	Collection Date	Date Prepared	Date Analyzed	Results	LQL	DF
06-3753-18B	061306-XY	Groundwater	6/14/06	6/13/06	6/14/06	6/14/06	1.2	0.016	20
06-3753-19B	061306-MTW26	Groundwater	6/14/06	6/13/06	6/14/06	6/14/06	0.63	0.0080	10
06-3753-20B	061306-MW00	Groundwater	6/14/06	6/13/06	6/14/06	6/14/06	0.74	0.0080	10
06-3753-21B	061306-MW24	Groundwater	6/14/06	6/13/06	6/14/06	6/14/06	U	0.00080	1

Comments:

LX

Analyst



Approved

Qualifiers: J - Indicates an estimated value when the compound is detected, but is below the LQL
 H - Sample analysis exceeded analytical holding time
 U - Compound analyzed for but not detected
 X - See case narrative
 * Value exceeds Maximum Contamination Level(MCL), TCLP limit, or if compound is undetected, LQL exceeds MCL.

Definitions: DF - Dilution Factor
 LQL - Lower Quantitation Limit

13

Evergreen Analytical, Inc.
4036 Youngfield Street, Wheat Ridge, Colorado 80033-3862
(303) 425-6021

Client Sample ID: 061306-LSP
Client Project ID: EO4058
Date Collected: 6/13/06
Date Received: 6/14/06

Lab Work Order: 06-3753
Lab Sample ID: 06-3753-01
Sample Matrix: Groundwater

DISSOLVED METALS

Method: SW6010

Prep Method: E200.7/SW3010

Date Prepared: 6/15/06

Lab File ID: 061906PM

Dilution Factor: 1

Date Analyzed: 6/20/06

Method Blank: MB-10164

Lab Fraction ID: 06-3753-01C

Analytes	CAS Number	Result	LQL	Units
Calcium	7440-70-2	64.8	0.39	mg/L
Iron	7439-89-6	U	0.070	mg/L
Magnesium	7439-95-4	32.9	0.15	mg/L
Manganese	7439-96-5	0.0113	0.0050	mg/L
Potassium	7440-09-7	3.11	0.34	mg/L
Sodium	7440-23-5	77.9 B	0.40	mg/L

DISSOLVED METALS

Method: SW6020

Prep Method: SW6020

Date Prepared: 6/16/06

Lab File ID: 060619A.B\057SMPL.D

Dilution Factor: 1

Date Analyzed: 6/19/06


Method Blank: MB-10168

Lab Fraction ID: 06-3753-01C

Analytes	CAS Number	Result	LQL	Units
Selenium	7782-49-2	0.016	0.0050	mg/L



Analyst



Approved

Qualifiers: B - Analyte detected in the associated Method Blank, value not subtracted from result
E - Extrapolated value. Value exceeds calibration range
H - Sample analysis exceeded analytical holding time
J - Indicates an estimated value when the compound is detected, but is below the LQL
S - Spike Recovery outside accepted limits
U - Compound analyzed for but not detected
X - See case narrative
* - Value exceeded the Maximum Contamination Level (MCL), TCLP limit, or if compound is undetected, LQL exceeds MCL.

Definitions: NA - Not Applicable
LQL - Lower Quantitation Limit
Surr - Surrogate

Print Date: 6/20/06

01
1-3

Evergreen Analytical, Inc.
4036 Youngfield Street, Wheat Ridge, Colorado 80033-3862
(303) 425-6021

Client Sample ID: 061306-LP
Client Project ID: EO4058
Date Collected: 6/13/06
Date Received: 6/14/06

Lab Work Order: 06-3753
Lab Sample ID: 06-3753-02
Sample Matrix: Groundwater

DISSOLVED METALS

Method: SW6010

Prep Method: E200.7/SW3010

Date Prepared: 6/15/06
Date Analyzed: 6/20/06

Lab File ID: 061906PM
Method Blank: MB-10164

Dilution Factor: 1
Lab Fraction ID: 06-3753-02C

Analytes	CAS Number	Result	LQL	Units
Calcium	7440-70-2	67.5	0.39	mg/L
Iron	7439-89-6	U	0.070	mg/L
Magnesium	7439-95-4	34.5	0.15	mg/L
Manganese	7439-96-5	0.0381	0.0050	mg/L
Potassium	7440-09-7	10.6	0.34	mg/L
Sodium	7440-23-5	33.7 B	0.40	mg/L

DISSOLVED METALS

Method: SW6020

Prep Method: SW6020

Date Prepared: 6/16/06
Date Analyzed: 6/19/06

Lab File ID: 060619A.B\063SMPL.D
Method Blank: MB-10168

Dilution Factor: 1
Lab Fraction ID: 06-3753-02C

Analytes	CAS Number	Result	LQL	Units
Selenium	7782-49-2	U	0.0050	mg/L



Analyst



Approved

Qualifiers: B - Analyte detected in the associated Method Blank, value not subtracted from result
E - Extrapolated value. Value exceeds calibration range
H - Sample analysis exceeded analytical holding time
J - Indicates an estimated value when the compound is detected, but is below the LQL
S - Spike Recovery outside accepted limits
U - Compound analyzed for but not detected
X - See case narrative
* - Value exceeded the Maximum Contamination Level (MCL), TCLP limit, or if compound is undetected, LQL exceeds MCL.

Definitions: NA - Not Applicable
LQL - Lower Quantitation Limit
Surr - Surrogate

Print Date: 6/20/06

11
12

Evergreen Analytical, Inc.
4036 Youngfield Street, Wheat Ridge, Colorado 80033-3862
(303) 425-6021

Client Project ID EO4058
Collection Date: 6/13/06

Lab Order: 06-3753
Date Received: 6/14/06
Units: mg/L CaCO₃

**Alkalinity
Bicarbonate**

Method: SM2320B


Prep Method:

Lab ID	Client ID	Matrix	Date Prepared	Date Analyzed	Results	LQL	DF
06-3753-01D	061306-LSP	Groundwater	6/15/06	6/15/06	369	5.0	1
06-3753-02D	061306-LP	Groundwater	6/15/06	6/15/06	364	5.0	1

Comments



Analyst



Approved

Qualifiers: J - Indicates an estimated value when the compound is detected, but is below the LQL
H - Sample analysis exceeded analytical holding time
U - Compound analyzed for but not detected
X - See case narrative
* - Value exceeds Maximum Contamination Level(MCL), TCLP limit, or if compound is undetected, LQL exceeds MCL.

Definitions: DF - Dilution Factor
LQL - Lower Quantitation Limit

Print Date: 6/19/06

(3)
(1)

Evergreen Analytical, Inc.
4036 Youngfield Street, Wheat Ridge, Colorado 80033-3862
(303) 425-6021

Client Project ID EO4058
Collection Date: 6/13/06

Lab Order: 06-3753
Date Received: 6/14/06
Units: mg/L CaCO₃

**Alkalinity
Carbonate**

Method: SM2320B

Prep Method:

Lab ID	Client ID	Matrix	Date Prepared	Date Analyzed	Results	LQL	DF
06-3753-01D	061306-LSP	Groundwater	6/15/06	6/15/06	U	5.0	1
06-3753-02D	061306-LP	Groundwater	6/15/06	6/15/06	U	5.0	1

Comments



Analyst



Approved

Qualifiers: J - Indicates an estimated value when the compound is detected, but is below the LQL
H - Sample analysis exceeded analytical holding time
U - Compound analyzed for but not detected
X - See case narrative
* - Value exceeds Maximum Contamination Level(MCL), TCLP limit, or if compound is undetected, LQL exceeds MCL.

Definitions: DF - Dilution Factor
LQL - Lower Quantitation Limit

Print Date: 6/19/06

(3)
(P)

Evergreen Analytical, Inc.
4036 Youngfield Street, Wheat Ridge, Colorado 80033-3862
(303) 425-6021

Client Project ID EO4058
Collection Date: 6/13/06

Lab Order: 06-3753
Date Received: 6/14/06
Units: mg/L CaCO₃


Alkalinity
Total Alkalinity

Method: SM2320B

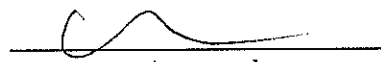
Prep Method:

Lab ID	Client ID	Matrix	Date Prepared	Date Analyzed	Results	LQL	DF
06-3753-01D	061306-LSP	Groundwater	6/15/06	6/15/06	369	5.0	1
06-3753-02D	061306-LP	Groundwater	6/15/06	6/15/06	364	5.0	1

Comments



Analyst



Approved

Qualifiers: J - Indicates an estimated value when the compound is detected, but is below the LQL
H - Sample analysis exceeded analytical holding time
U - Compound analyzed for but not detected
X - See case narrative
* - Value exceeds Maximum Contamination Level(MCL), TCLP limit, or if compound is undetected, LQL exceeds MCL.

Definitions: DF - Dilution Factor
LQL - Lower Quantitation Limit

Print Date: 6/19/06

2

Evergreen Analytical, Inc.
4036 Youngfield Street, Wheat Ridge, Colorado 80033-3862
(303) 425-6021

Client Sample ID: 061306-LSP
Client Project ID: EO4058
Date Collected: 6/13/06 0955
Date Received: 6/14/06

Lab Work Order: 06-3753
Lab Sample ID: 06-3753-01
Sample Matrix: Groundwater

ANIONS BY IC

Method: E300

Prep Method:

Date Prepared: 6/14/06
Date Analyzed: 6/14/06 1203

Method Blank: METHOD BLANK

Dilution Factor: 1
Lab Fraction ID: 06-3753-01E

Analytes	CAS Number	Result	LQL	Units
Chloride	7647-14-5	19.9	0.50	mg/L
Nitrite		U	0.25	mg/L
Bromide	7647-15-6	0.180	0.050	mg/L
Nitrate		4.86	0.25	mg/L

Date Prepared: 6/14/06
Date Analyzed: 6/14/06 1504

Method Blank: METHOD BLANK

Dilution Factor: 2
Lab Fraction ID: 06-3753-01E

Analytes	CAS Number	Result	LQL	Units
Sulfate	7778-80-2	78.5	1.0	mg/L


Analyst


Approved

Qualifiers: B - Analyte detected in the associated Method Blank, value not subtracted from result
E - Extrapolated value. Value exceeds calibration range
H - Sample analysis exceeded analytical holding time
J - Indicates an estimated value when the compound is detected, but is below the LQL
S - Spike Recovery outside accepted limits
U - Compound analyzed for but not detected
X - See case narrative
* - Value exceeded the Maximum Contamination Level (MCL), TCLP limit, or if compound is undetected, LQL exceeds MCL.

Definitions: NA - Not Applicable
LQL - Lower Quantitation Limit
Surr - Surrogate

Print Date: 6/15/06

01
10

Evergreen Analytical, Inc.
4036 Youngfield Street, Wheat Ridge, Colorado 80033-3862
(303) 425-6021

Client Sample ID: 061306-LP
Client Project ID: EO4058
Date Collected: 6/13/06 1245
Date Received: 6/14/06

Lab Work Order: 06-3753
Lab Sample ID: 06-3753-02
Sample Matrix: Groundwater

ANIONS BY IC

Method: E300

Prep Method:

Date Prepared: 6/14/06
Date Analyzed: 6/14/06 1216

Method Blank: METHOD BLANK

Dilution Factor: 1
Lab Fraction ID: 06-3753-02E

Analytes	CAS Number	Result	LQL	Units
Chloride	7647-14-5	6.12	0.50	mg/L
Nitrite		U	0.25	mg/L
Bromide	7647-15-6	U	0.050	mg/L
Nitrate		1.18	0.25	mg/L
Sulfate	7778-80-2	22.1	0.50	mg/L


Analyst


Approved

Qualifiers: B - Analyte detected in the associated Method Blank, value not subtracted from result
E - Extrapolated value. Value exceeds calibration range
H - Sample analysis exceeded analytical holding time
J - Indicates an estimated value when the compound is detected, but is below the LQL
S - Spike Recovery outside accepted limits
U - Compound analyzed for but not detected
X - See case narrative
* - Value exceeded the Maximum Contamination Level (MCL), TCLP limit, or if compound is undetected, LQL exceeds MCL.

Definitions: NA - Not Applicable
LQL - Lower Quantitation Limit
Surr - Surrogate

Print Date: 6/15/06

EVERGREEN ANALYTICAL, INC.
4036 Youngfield St., Wheat Ridge, CO 80033
(303)425-6021

Anion-Cation (Ion) Balance - Method 1030, Standard Methods, 20th Ed.

EAL Sample ID	06-3753-01	06-3753-02	06-		06-	
Client Sample ID	061306-LSP	061306-LP				
Sample Result	mg/L	Meg/L	mg/L	Meg/L	mg/L	Meg/L
Anions						
Cl	19.9	0.561	6.12	0.173	0.000	0.000
SO ₄	78.5	1.634	22.1	0.460	0.000	0.000
HCO ₃ as CaCO ₃	369	7.373	364	7.273	0.000	0.000
CO ₃ as CaCO ₃		0.000		0.000		0.000
NO ₃	4.86	0.078	1.18	0.019	0.000	0.000
NO ₃ as N		0.000		0.000		0.000
Other		0.000		0.000		0.000
Anions Total		9.647		7.925		0.000
Cations						
Ca	64.8	3.234	67.5	3.368	0.000	0.000
Mg	32.90	2.707	34.50	2.839	0.000	0.000
K	3.11	0.080	10.60	0.271	0.000	0.000
Na	78	3.388	34	1.466	0.000	0.000
Other		0.000		0.000		0.000
Cations Total		9.409		7.944		0.000
Ion Balance						
% Difference		1.25		0.12		

% difference = $100 \times (\text{sum cations} - \text{sum anions})$
(sum cations + sum anions)

Carlynn
Approved

15

Evergreen Analytical, Inc.
4036 Youngfield Street, Wheat Ridge, Colorado 80033-3862
(303) 425-6021

Client Project ID EO4058
Collection Date: 6/13/06

Lab Order: 06-3753
Date Received: 6/14/06
Units: mg/L


Hydrogen Sulfide

Method: SM 4500-S F

Prep Method:

Lab ID	Client ID	Matrix	Date Prepared	Date Analyzed	Results	LQL	DF
06-3753-01F	061306-LSP	Groundwater	6/15/06	6/15/06	U	0.50	1
06-3753-02F	061306-LP	Groundwater	6/15/06	6/15/06	U	0.50	1

Comments



Analyst



Approved

Qualifiers: J - Indicates an estimated value when the compound is detected, but is below the LQL
H - Sample analysis exceeded analytical holding time
U - Compound analyzed for but not detected
X - See case narrative
* - Value exceeds Maximum Contamination Level(MCL), TCLP limit, or if compound is undetected, LQL exceeds MCL.

Definitions: DF - Dilution Factor
LQL - Lower Quantitation Limit

Print Date: 6/19/06

Evergreen Analytical, Inc.
4036 Youngfield Street, Wheat Ridge, Colorado 80033-3862
(303) 425-6021

Client Project ID EO4058
Collection Date: 6/13/06


Lab Order: 06-3753
Date Received: 6/14/06
Units: $\mu\text{mhos/cm}$


Specific Conductance @ 25°C
Specific Conductance

Method: SM2510 B

Prep Method:

Lab ID	Client ID	Matrix	Date Prepared	Date Analyzed	Results	LQL	DF
06-3753-01G	061306-LSP	Groundwater	6/16/06	6/16/06	644	1.00	1
06-3753-02G	061306-LP	Groundwater	6/16/06	6/16/06	626	1.00	1
Comments							


Analyst


Approved

Qualifiers: J - Indicates an estimated value when the compound is detected, but is below the LQL
H - Sample analysis exceeded analytical holding time
U - Compound analyzed for but not detected
X - See case narrative
* - Value exceeds Maximum Contamination Level(MCL), TCLP limit, or if compound is undetected, LQL exceeds MCL.

Definitions: DF - Dilution Factor
LQL - Lower Quantitation Limit

Print Date: 6/19/06

Evergreen Analytical, Inc.

4036 Youngfield Street, Wheat Ridge, Colorado 80033-3862
(303) 425-6021

Client Project ID EO4058
Collection Date: 6/13/06

Lab Order: 06-3753
Date Received: 6/14/06
Units: mg/L


Fluoride

Method: SM 4500-F C

Prep Method:

Lab ID	Client ID	Matrix	Date Prepared	Date Analyzed	Results	LQL	DF
06-3753-01G	061306-LSP	Groundwater	6/14/06	6/14/06	1.1	0.20	1
06-3753-02G	061306-LP	Groundwater	6/14/06	6/14/06	0.96	0.20	1

Comments



Analyst



Approved

Qualifiers: J - Indicates an estimated value when the compound is detected, but is below the LQL
H - Sample analysis exceeded analytical holding time
U - Compound analyzed for but not detected
X - See case narrative
* - Value exceeds Maximum Contamination Level(MCL), TCLP limit, or if compound is undetected, LQL exceeds MCL.

Definitions: DF - Dilution Factor
LQL - Lower Quantitation Limit

Print Date: 6/19/06

Evergreen Analytical, Inc.

4036 Youngfield Street, Wheat Ridge, Colorado 80033-3862
(303) 425-6021

Client Project ID EO4058
Collection Date: 6/13/06 0955


Lab Order: 06-3753
Date Received: 6/14/06
Units: pH Units

pH


Method: E150.1

Prep Method:

Lab ID	Client ID	Matrix	Date Prepared	Date Analyzed	Results	LQL	DF
06-3753-01G	061306-LSP	Groundwater	6/14/06	6/14/06 0920	7.68	1.00	1
06-3753-02G	061306-LP	Groundwater	6/14/06	6/14/06 0920	7.45	1.00	1
Comments							



Analyst



Approved

Qualifiers: J - Indicates an estimated value when the compound is detected, but is below the LQL
H - Sample analysis exceeded analytical holding time
U - Compound analyzed for but not detected
X - See case narrative
* - Value exceeds Maximum Contamination Level(MCL), TCLP limit, or if compound is undetected, LQL exceeds MCL.

Definitions: DF - Dilution Factor
LQL - Lower Quantitation Limit

Print Date: 6/19/06

Evergreen Analytical, Inc.
4036 Youngfield Street, Wheat Ridge, Colorado 80033-3862
(303) 425-6021

Client Project ID EO4058
Collection Date: 6/13/06 0955

Lab Order: 06-3753
Date Received: 6/14/06
Units: mg/L

Total Dissolved Solids (TDS)
Total Dissolved Solids

Method: SM 2540C

Prep Method:

Lab ID	Client ID	Matrix	Date Prepared	Date Analyzed	Results	LQL	DF
06-3753-01G	061306-LSP	Groundwater	6/14/06	6/15/06 0000	453	10.0	1
06-3753-02G	061306-LP	Groundwater	6/14/06	6/15/06 0000	432	10.0	1

Comments



Analyst



Approved

Qualifiers: J - Indicates an estimated value when the compound is detected, but is below the LQL
H - Sample analysis exceeded analytical holding time
U - Compound analyzed for but not detected
X - See case narrative
* - Value exceeds Maximum Contamination Level(MCL), TCLP limit, or if compound is undetected, LQL exceeds MCL.

Definitions: DF - Dilution Factor
LQL - Lower Quantitation Limit

Print Date: 6/19/06

CP
1.1

Evergreen Analytical, Inc.
4036 Youngfield Street, Wheat Ridge, Colorado 80033-3862
(303) 425-6021

Client Project ID EO4058
Collection Date: 6/13/06

Lab Order: 06-3753
Date Received: 6/14/06
Units: mg/L


Ammonia-N

Method: SM4500-NH3 F

Prep Method:

Lab ID	Client ID	Matrix	Date Prepared	Date Analyzed	Results	LQL	DF
06-3753-01H	061306-LSP	Groundwater	6/16/06	6/16/06	U	0.80	1
06-3753-02H	061306-LP	Groundwater	6/16/06	6/16/06	U	0.80	1

Comments



Analyst



Approved

Qualifiers: J - Indicates an estimated value when the compound is detected, but is below the LQL
H - Sample analysis exceeded analytical holding time
U - Compound analyzed for but not detected
X - See case narrative
* - Value exceeds Maximum Contamination Level(MCL), TCLP limit, or if compound is undetected, LQL exceeds MCL.

Definitions: DF - Dilution Factor
LQL - Lower Quantitation Limit

Print Date: 6/19/06

QUALITY ASSURANCE REPORTS

METHOD BLANKS (MB, MEB)

LABORATORY CONTROL SPIKES (LCS)

MATRIX SPIKES (MS/MSD)*

DUPLICATES (DUP)*

*Only included if requested or if performed on this client's samples.

Work Order: 06-3753
Client Project ID: EO4058

ANALYTICAL QC SUMMARY REPORT

BatchID: R25035

Sample ID: MB2061406	Sample Type: MBLK	TestCode: 8021_W	Run ID: TVHBTX2_060614A	Prep Date: 6/14/06	Units: µg/L
Batch ID: R25035	TestNo: SW8021B	FileID: TVB20614003R	Analysis Date: 6/14/06	SeqNo: 452825	
Analyte	Result	LCL	SPK value	SPK Ref Val	%REC LowLimit HighLimit RPD Ref Val %RPD RPDLimit Qual

Methyl-t-butyl ether	U	4.0			
Benzene	U	1.0			
Toluene	U	2.0			
Ethylbenzene	U	2.0			
m,p-Xylene	U	2.0			
o-Xylene	U	2.0			
Surr: 1,2,4-Trichlorobenzene (S)	102.6	0	100	0	103 60 140 0 0

Sample ID: LCS2061406	Sample Type: LCS	TestCode: 8021_W	Run ID: TVHBTX2_060614A	Prep Date: 6/14/06	Units: µg/L
Batch ID: R25035	TestNo: SW8021B	FileID: TVB20614004R	Analysis Date: 6/14/06	SeqNo: 452826	
Analyte	Result	LCL	SPK value	SPK Ref Val	%REC LowLimit HighLimit RPD Ref Val %RPD RPDLimit Qual

Methyl-t-butyl ether	32.08	4.0	31.2	0	103	70	130	0	0
Benzene	24.69	1.0	21.2	0	116	70	130	0	0
Toluene	164.4	2.0	183.6	0	89.5	70	130	0	0
Ethylbenzene	35.11	2.0	36.8	0	95.4	70	130	0	0
m,p-Xylene	134.1	2.0	154.4	0	86.8	70	130	0	0
o-Xylene	54.96	2.0	57.2	0	96.1	70	130	0	0
Surr: 1,2,4-Trichlorobenzene (S)	119.3	0	100	0	119	60	140	0	0

Sample ID: 06-3753-01AAMS	Sample Type: MS	TestCode: 8021_W	Run ID: TVHBTX2_060614A	Prep Date: 6/14/06	Units: µg/L
Client ID: 061306-LSP	Batch ID: R25035	TestNo: SW8021B	FileID: TVB20614006R	Analysis Date: 6/14/06	SeqNo: 452828
Analyte	Result	LCL	SPK value	SPK Ref Val	%REC LowLimit HighLimit RPD Ref Val %RPD RPDLimit Qual

Methyl-t-butyl ether	32.08	4.0	31.2	0	103	70	130	0	0
Benzene	24.79	1.0	21.2	0	117	70	135	0	0
Toluene	164.8	2.0	183.6	0	89.8	70	140	0	0
Ethylbenzene	34.99	2.0	36.8	0	95.1	70	130	0	0
m,p-Xylene	133.9	2.0	154.4	0	86.7	70	130	0	0
o-Xylene	55.01	2.0	57.2	0	96.2	70	132	0	0

Qualifiers:
ND - Not Detected at the Reporting Limit
J - Analyte detected below quantitation limits
S - Spike Recovery outside accepted recovery limits

R - RPD outside accepted recovery limits
B - Analyte detected in the associated Method Blank
H - Sample exceeded analytical holding time

Work Order: 06-3753
Client Project ID: EO4058

ANALYTICAL QC SUMMARY REPORT

BatchID: R25035

Sample ID: 06-3753-01A/MS	Sample Type: MS	Test Code: 8021_W	Run ID: TVHBTX2_060614A	Prep Date: 6/14/06	Units: µg/L
Client ID: 061306-LSP	Batch ID: R25035	Test No: SW8021B	File ID: TVB206141006R	Analysis Date: 6/14/06	SeqNo: 452828
Analyte	Result	LQL	SPK value	SPK Ref Val	%REC LowLimit HighLimit RPD Ref Val %RPD RPD Limit Qual
Surr: 1,2,4-Trichlorobenzene (S)	120.2	0	100	0	120 60 140 0 0

Sample ID: 06-3753-01A/MSD	Sample Type: MSD	Test Code: 8021_W	Run ID: TVHBTX2_060614A	Prep Date: 6/14/06	Units: µg/L
Client ID: 061306-LSP	Batch ID: R25035	Test No: SW8021B	File ID: TVB206141007R	Analysis Date: 6/14/06	SeqNo: 452829
Analyte	Result	LQL	SPK value	SPK Ref Val	%REC LowLimit HighLimit RPD Ref Val %RPD RPD Limit Qual
Methyl-t-butyl ether	31.43	4.0	31.2	0	101 70 130 32.08 2.05 30
Benzene	24.65	1.0	21.2	0	116 70 135 24.79 0.566 30
Toluene	162.8	2.0	163.6	0	88.7 70 140 164.8 1.22 30
Ethylbenzene	34.81	2.0	36.8	0	94.6 70 130 34.99 0.539 30
m,p-Xylene	133.6	2.0	154.4	0	86.5 70 130 133.9 0.176 30
o-Xylene	54.73	2.0	57.2	0	95.7 70 132 55.01 0.503 30
Surr: 1,2,4-Trichlorobenzene (S)	117.9	0	100	0	118 60 140 0 0

Qualifiers:

ND - Not Detected at the Reporting Limit
J - Analyte detected below quantitation limits
S - Spike Recovery outside accepted recovery limits

R - RPD outside accepted recovery limits
B - Analyte detected in the associated Method Blank
H - Sample exceeded analytical holding time

Print Date: 6/15/06

Work Order: 06-3753
Client Project ID: EO4058

ANALYTICAL QC SUMMARY REPORT

BatchID: R25035-B

Sample ID: MB2061406-B	Sample Type: MBLK	Test Code: 8021_W	Run ID: TVHBTX2_060614A	Prep Date: 6/14/06	Units: µg/L
Batch ID: R25035-B	Test No: SW8021B	File ID: TVB20614033R	Analysis Date: 6/15/06	Seq No: 453038	
Analyte	Result	LQL	SPK value	SPK Ref Val	%REC LowLimit HighLimit RPD Ref Val %RPD RPDLimit Qual
Methyl-t-butyl ether	U	4.0			
Benzene	U	1.0			
Toluene	U	2.0			
Ethylbenzene	U	2.0			
m,p-Xylene	U	2.0			
o-Xylene	U	2.0			
Surr: 1,2,4-Trichlorobenzene (S)	102.6	0	100	0	103 60 140 0 0

Sample ID: LCSS2061406-B	Sample Type: LCS	Test Code: 8021_W	Run ID: TVHBTX2_060614A	Prep Date: 6/14/06	Units: µg/L
Batch ID: R25035-B	Test No: SW8021B	File ID: TVB20614034R	Analysis Date: 6/15/06	Seq No: 453039	
Analyte	Result	LQL	SPK value	SPK Ref Val	%REC LowLimit HighLimit RPD Ref Val %RPD RPDLimit Qual
Methyl-t-butyl ether	33.54	4.0	31.2	0	107 70 130 0 0
Benzene	25.69	1.0	21.2	0	121 70 130 0 0
Toluene	170.9	2.0	183.6	0	93.1 70 130 0 0
Ethylbenzene	36.35	2.0	36.8	0	98.8 70 130 0 0
m,p-Xylene	138.8	2.0	154.4	0	89.9 70 130 0 0
o-Xylene	57.33	2.0	57.2	0	100 70 130 0 0
Surr: 1,2,4-Trichlorobenzene (S)	117.6	0	100	0	118 60 140 0 0

Sample ID: 06-3753-19A/MS	Sample Type: MS	Test Code: 8021_W	Run ID: TVHBTX2_060614A	Prep Date: 6/14/06	Units: µg/L
Client ID: 061306-MM26	Batch ID: R25035-B	Test No: SW8021B	File ID: TVB20614036R	Analysis Date: 6/15/06	Seq No: 453046
Analyte	Result	LQL	SPK value	SPK Ref Val	%REC LowLimit HighLimit RPD Ref Val %RPD RPDLimit Qual
Methyl-t-butyl ether	32.97	4.0	31.2	0	106 70 130 0 0
Benzene	24.96	1.0	21.2	0	118 70 135 0 0
Toluene	165.2	2.0	183.6	0	90 70 140 0 0
Ethylbenzene	35.23	2.0	36.8	0	95.7 70 130 0 0
m,p-Xylene	134.9	2.0	154.4	0	87.4 70 130 0 0
o-Xylene	54.89	2.0	57.2	0	96 70 132 0 0
Surr: 1,2,4-Trichlorobenzene (S)	121.8	0	100	0	122 60 140 0 0

Qualifiers: ND - Not Detected at the Reporting Limit
J - Analyte detected below quantitation limits
S - Spike Recovery outside accepted recovery limits
R - RPD outside accepted recovery limits
B - Analyte detected in the associated Method Blank
H - Sample exceeded analytical holding time

Print Date: 6/15/06

Work Order: 06-3753
Client Project ID: EO4058

ANALYTICAL QC SUMMARY REPORT

BatchID: R25035-B

Sample ID: 06-3753-19A/MSD	Sample Type: MSD	Test Code: 8021_W	Run ID: TVHBTX2_060614A	Prep Date: 6/14/06	Units: µg/L						
Client ID: 061306-MW26	Batch ID: R25035-B	Test No: SW8021B	File ID: TVB20614037R	Analysis Date: 6/15/06	Seq No: 453049						
Analyte	Result	LQL	SPK value	SPK Ref Val	%REC	Low limit	High limit	RPD Ref Val	%RPD	RPD limit	Qual
Methyl-t-butyl ether	33.5	4.0	31.2	0	107	70	130	32.97	1.59	30	
Benzene	25.56	1.0	21.2	0	121	70	135	24.96	2.39	30	
Toluene	168.6	2.0	183.6	0	91.8	70	140	165.2	2.03	30	
Ethylbenzene	35.87	2.0	36.8	0	97.5	70	130	35.23	1.81	30	
m,p-Xylene	136.7	2.0	154.4	0	88.6	70	130	134.9	1.33	30	
o-Xylene	55.51	2.0	57.2	0	97	70	132	54.89	1.11	30	
Surr: 1,2,4-Trichlorobenzene (S)	124.2	0	100	0	124	60	140	0	0	0	

Qualifiers:

ND - Not Detected at the Reporting Limit
J - Analyte detected below quantitation limits
S - Spike Recovery outside accepted recovery limits
R - RPD outside accepted recovery limits
B - Analyte detected in the associated Method Blank
H - Sample exceeded analytical holding time

Print Date: 6/15/06

Work Order: 06-3753
Client Project ID: EO4058

ANALYTICAL QC SUMMARY REPORT

BatchID: GAS061406

Sample ID: GB061406	Sample Type: MBLK	TestCode: MEEP_W	Run ID: FID4_060614A	Prep Date: 6/14/06	Units: mg/L
Batch ID: GAS061406	TestNo: RSKSOP175	FieldID: GAS0614003	Analysis Date: 6/14/06	SeqNo: 452573	
Analyte	Result	LQL	SPK value	SPK Ref Val	%REC LowLimit HighLimit RPD Ref Val %RPD RPDLimit Qual

Methane U 0.00080

Sample ID: GB061406B	Sample Type: MBLK	TestCode: MEEP_W	Run ID: FID4_060614A	Prep Date: 6/14/06	Units: mg/L
Batch ID: GAS061406	TestNo: RSKSOP175	FieldID: GAS0614020	Analysis Date: 6/14/06	SeqNo: 452574	
Analyte	Result	LQL	SPK value	SPK Ref Val	%REC LowLimit HighLimit RPD Ref Val %RPD RPDLimit Qual

Methane U 0.00080

Sample ID: LCS061406	Sample Type: LCS	TestCode: MEEP_W	Run ID: FID4_060614A	Prep Date: 6/14/06	Units: mg/L
Batch ID: GAS061406	TestNo: RSKSOP175	FieldID: GAS0614004	Analysis Date: 6/14/06	SeqNo: 452575	
Analyte	Result	LQL	SPK value	SPK Ref Val	%REC LowLimit HighLimit RPD Ref Val %RPD RPDLimit Qual

Methane 0.5912 0.0080 0.5094 0 116 70 130 0 0

Sample ID: LCS061406B	Sample Type: LCS	TestCode: MEEP_W	Run ID: FID4_060614A	Prep Date: 6/14/06	Units: mg/L
Batch ID: GAS061406	TestNo: RSKSOP175	FieldID: GAS0614022	Analysis Date: 6/14/06	SeqNo: 452576	
Analyte	Result	LQL	SPK value	SPK Ref Val	%REC LowLimit HighLimit RPD Ref Val %RPD RPDLimit Qual

Methane 0.5814 0.0080 0.5094 0 114 70 130 0 0

Sample ID: LCS061406	Sample Type: LCS	TestCode: MEEP_W	Run ID: FID4_060614A	Prep Date: 6/14/06	Units: mg/L
Batch ID: GAS061406	TestNo: RSKSOP175	FieldID: GAS0614005	Analysis Date: 6/14/06	SeqNo: 452577	
Analyte	Result	LQL	SPK value	SPK Ref Val	%REC LowLimit HighLimit RPD Ref Val %RPD RPDLimit Qual

Methane 0.5892 0.0080 0.5094 0 116 70 130 0.5814 1.32 30

Qualifiers:
 ND - Not Detected at the Reporting Limit
 J - Analyte detected below quantitation limits
 S - Spike Recovery outside accepted recovery limits
 R - RPD outside accepted recovery limits
 B - Analyte detected in the associated Method Blank
 H - Sample exceeded analytical holding time

Print Date: 6/14/06

Work Order: 06-3753
Client Project ID: EO4058

ANALYTICAL QC SUMMARY REPORT

BatchID: GAS061406

Sample ID: LCSD061406B	Sample Type: LCSD	TestCode: MEEP_W	Run ID: FID4_060614A	Prep Date: 6/14/06	Units: mg/L
Batch ID: GAS061406	TestNo: RSKSOP175	FileID: 0	Analysis Date: 6/14/06	SeqNo: 452578	
Analyte	Result	LQL	SPK value	SPK Ref Val	%REC LowLimit HighLimit RPD Ref Val %RPD RPDLimit Qual
Methane	0.5778	0.0080	0.5094	0	113 70 130 0.5814 0.625 30
Sample ID: 06-3753-03BMS	Sample Type: MS	TestCode: MEEP_W	Run ID: FID4_060614A	Prep Date: 6/14/06	Units: mg/L
Client ID: 061306-DCS1	Batch ID: GAS061406	TestNo: RSKSOP175	FileID: GAS0614017	Analysis Date: 6/14/06	SeqNo: 452551
Analyte	Result	LQL	SPK value	SPK Ref Val	%REC LowLimit HighLimit RPD Ref Val %RPD RPDLimit Qual
Methane	0.5938	0.0080	0.5094	0.001605	117 70 130 0 0
Sample ID: 06-3753-15BMS	Sample Type: MS	TestCode: MEEP_W	Run ID: FID4_060614A	Prep Date: 6/14/06	Units: mg/L
Client ID: 061306-MWZ7	Batch ID: GAS061406	TestNo: RSKSOP175	FileID: GAS0614038	Analysis Date: 6/14/06	SeqNo: 452565
Analyte	Result	LQL	SPK value	SPK Ref Val	%REC LowLimit HighLimit RPD Ref Val %RPD RPDLimit Qual
Methane	0.5885	0.0080	0.5094	0	116 70 130 0 0
Sample ID: 06-3753-03BMSD	Sample Type: MSD	TestCode: MEEP_W	Run ID: FID4_060614A	Prep Date: 6/14/06	Units: mg/L
Client ID: 061306-DCS1	Batch ID: GAS061406	TestNo: RSKSOP175	FileID: GAS0614018	Analysis Date: 6/14/06	SeqNo: 452552
Analyte	Result	LQL	SPK value	SPK Ref Val	%REC LowLimit HighLimit RPD Ref Val %RPD RPDLimit Qual
Methane	0.5851	0.0080	0.5094	0.001605	115 70 130 0.5938 1.47 30
Sample ID: 06-3753-15BMSD	Sample Type: MSD	TestCode: MEEP_W	Run ID: FID4_060614A	Prep Date: 6/14/06	Units: mg/L
Client ID: 061306-MWZ7	Batch ID: GAS061406	TestNo: RSKSOP175	FileID: GAS0614039	Analysis Date: 6/14/06	SeqNo: 452566
Analyte	Result	LQL	SPK value	SPK Ref Val	%REC LowLimit HighLimit RPD Ref Val %RPD RPDLimit Qual
Methane	0.5889	0.0080	0.5094	0	116 70 130 0.5885 0.0751 30

Qualifiers:

NID - Not Detected at the Reporting Limit
J - Analyte detected below quantitation limits
S - Spike Recovery outside accepted recovery limits

R - RPD outside accepted recovery limits
B - Analyte detected in the associated Method Blank
H - Sample exceeded analytical holding time

Print Date: 6/14/06

Evergreen Analytical, Inc.

Date: 20-Jun-06

Work Order: 06-3753
Client Project ID: EO4058

ANALYTICAL QC SUMMARY REPORT

BatchID: 10164

Sample ID: MB-10164	Sample Type: MBLK	Test Code: 200.7_D	Run ID: ICP_060619A	Prep Date: 6/15/06	Units: mg/L
Batch ID: 10164	Test No: E200.7	File ID: 061906PM	Analysis Date: 6/20/06	Seq No: 454711	
Analyte	Result	LQL	SPK value	SPK Ref Val	%REC LowLimit HighLimit RPD Ref Val %RPD RPD Limit Qual
Calcium	0	0.39			
Iron	0	0.070			
Magnesium	0	0.15			
Manganese	0	0.0050			
Potassium	U	0.34			
Sodium	0.855	0.40			

Sample ID: LCS-10164	Sample Type: LCS	Test Code: 200.7_D	Run ID: ICP_060619A	Prep Date: 6/15/06	Units: mg/L
Batch ID: 10164	Test No: E200.7	File ID: 061906PM	Analysis Date: 6/20/06	Seq No: 454712	
Analyte	Result	LQL	SPK value	SPK Ref Val	%REC LowLimit HighLimit RPD Ref Val %RPD RPD Limit Qual
Calcium	9.685	0.39	10	0	96.9 74 113 0 0
Iron	4.826	0.070	5	0	96.5 76.6 115 0 0
Magnesium	9.853	0.15	10	0	98.5 76.7 114 0 0
Manganese	1.864	0.0050	2	0	93.2 72.4 109 0 0
Potassium	9.964	0.34	10	0.1805	99.6 70.9 115 0 0
Sodium	10.3	0.40	10	0.855	94.4 73.6 105 0 0

Qualifiers:

ND - Not Detected at the Reporting Limit
J - Analyte detected below quantitation limits
S - Spike Recovery outside accepted recovery limits

R - RPD outside accepted recovery limits
B - Analyte detected in the associated Method Blank
H - Sample exceeded analytical holding time

Print Date: 6/20/06

Evergreen Analytical, Inc.

Date: 20-Jun-06

Work Order: 06-3753
Client Project ID: EO4058

ANALYTICAL QC SUMMARY REPORT

BatchID: 10168

Sample ID: 06-3753-01CMS	Sample Type: MS	Test Code: 6020_D	Run ID: ICPMS_060619B	Prep Date: 6/16/06	Units: mg/L
Client ID: 061306-LSP	Batch ID: 10168	Test No: SW6020	File ID: 060619A.B10595SMP.L.D	Analysis Date: 6/19/06	Seq No: 454579
Analyte	Result	LQL	SPK value	SPK Ref Val	%REC LowLimit HighLimit RPD Ref Val %RPD RPDLimit Qual
Selenium	0.05055	0.0050	0.05	0.01607	69 75 125 0 0 S
Sample ID: 06-3753-01CMSD	Sample Type: MSD	Test Code: 6020_D	Run ID: ICPMS_060619B	Prep Date: 6/16/06	Units: mg/L
Client ID: 061306-LSP	Batch ID: 10168	Test No: SW6020	File ID: 060619A.B10505SMP.L.D	Analysis Date: 6/19/06	Seq No: 454580
Analyte	Result	LQL	SPK value	SPK Ref Val	%REC LowLimit HighLimit RPD Ref Val %RPD RPDLimit Qual
Selenium	0.0511	0.0050	0.05	0.01607	70.1 75 125 0.05055 1.08 20 S
Sample ID: 06-3753-01CPDS	Sample Type: PDS	Test Code: 6020_D	Run ID: ICPMS_060619B	Prep Date: 6/16/06	Units: mg/L
Client ID: 061306-LSP	Batch ID: 10168	Test No: SW6020	File ID: 060619A.B10515SMP.L.D	Analysis Date: 6/19/06	Seq No: 454581
Analyte	Result	LQL	SPK value	SPK Ref Val	%REC LowLimit HighLimit RPD Ref Val %RPD RPDLimit Qual
Selenium	0.0609	0.0050	0.05	0.01607	89.7 75 125 0 0
Sample ID: MB-10168	Sample Type: MBLK	Test Code: 6020_WT	Run ID: ICPMS_060619B	Prep Date: 6/16/06	Units: mg/L
Batch ID: 10168	Test No: SW6020	File ID: 060619A.B10205SMP.L.D	Analysis Date: 6/19/06	Seq No: 454552	
Analyte	Result	LQL	SPK value	SPK Ref Val	%REC LowLimit HighLimit RPD Ref Val %RPD RPDLimit Qual
Selenium	0	0.0050			
Sample ID: LCS-10168	Sample Type: LCS	Test Code: 6020_WT	Run ID: ICPMS_060619B	Prep Date: 6/16/06	Units: mg/L
Batch ID: 10168	Test No: SW6020	File ID: 060619A.B10215SMP.L.D	Analysis Date: 6/19/06	Seq No: 454553	
Analyte	Result	LQL	SPK value	SPK Ref Val	%REC LowLimit HighLimit RPD Ref Val %RPD RPDLimit Qual
Selenium	0.05765	0.0050	0.06	0	95.9 81 122 0 0

Qualifiers:

ND - Not Detected at the Reporting Limit
J - Analyte detected below quantitation limits
S - Spike Recovery outside accepted recovery limits

R - RPD outside accepted recovery limits
B - Analyte detected in the associated Method Blank
H - Sample exceeded analytical holding time

Print Date: 6/20/06

Work Order: 06-3753
Client Project ID: EO4058

ANALYTICAL QC SUMMARY REPORT

TestCode: ALK_WGRP

Sample ID: MBLK	SampType: MBLK	TestCode: ALK_WGRP	Run ID: ALK_060615A	Prep Date: 6/15/06	Units: mg/L CaCO3
	Batch ID: R25060	TestNo: SM2320B	FileID: 78	Analysis Date: 6/15/06	SeqNo: 453322
Analyte	Result	LQL	SPK value	SPK Ref Val	%REC LowLimit HighLimit RPD Ref Val %RPD RPDLimit Qual

Total Alkalinity U 5.0
Bicarbonate U 5.0
Carbonate U 5.0
Hydroxide U 5.0

Sample ID: LCS	SampType: LCS	TestCode: ALK_WGRP	Run ID: ALK_060615A	Prep Date: 6/15/06	Units: mg/L CaCO3
	Batch ID: R25060	TestNo: SM2320B	FileID: 79	Analysis Date: 6/15/06	SeqNo: 453323
Analyte	Result	LQL	SPK value	SPK Ref Val	%REC LowLimit HighLimit RPD Ref Val %RPD RPDLimit Qual
Total Alkalinity	104.9	5.0	109	0.58	96.2 90 110 0 0

Qualifiers: NND - Not Detected at the Reporting Limit
J - Analyte detected below quantitation limits
S - Spike Recovery outside accepted recovery limits
R - RPD outside accepted recovery limits
B - Analyte detected in the associated Method Blank
H - Sample exceeded analytical holding time

Print Date: 6/19/06

Evergreen Analytical, Inc.

Date: 15-Jun-06

Work Order: 06-3753
 Client Project ID: EO4058

ANALYTICAL QC SUMMARY REPORT

TestCode: ANIONS_W

Sample ID: METHOD BLANK	SampleType: MBLK	TestCode: ANIONS_W	Run ID: IC-DX120_060614A	Prep Date: 6/14/06	Units: mg/L
Batch ID: R25040	TestNo: E300	FileID:		Analysis Date: 6/14/06	SeqNo: 452923
Analyte	Result	LQL	SPK value	SPK Ref Val	%REC LowLimit HighLimit RPD Ref Val %RPD RPDLimit Qual

Chloride	U	0.50			
Nitrite	U	0.25			
Bromide	U	0.050			
Nitrate	U	0.25			
Sulfate	U	0.50			

Sample ID: LCS	SampleType: LCS	TestCode: ANIONS_W	Run ID: IC-DX120_060614A	Prep Date: 6/14/06	Units: mg/L
Batch ID: R25040	TestNo: E300	FileID:		Analysis Date: 6/14/06	SeqNo: 452922
Analyte	Result	LQL	SPK value	SPK Ref Val	%REC LowLimit HighLimit RPD Ref Val %RPD RPDLimit Qual
Chloride	18.56	1.0	20	0	92.8 90 110 0 0
Nitrite	20.23	0.50	20	0	101 90 110 0 0
Bromide	20.49	0.10	20	0	102 90 110 0 0
Nitrate	19.46	0.50	20	0	97.3 90 110 0 0
Sulfate	29.49	1.0	30	0	98.3 90 110 0 0

Qualifiers:

ND - Not Detected at the Reporting Limit
 J - Analyte detected below quantitation limits
 S - Spike Recovery outside accepted recovery limits
 R - RPD outside accepted recovery limits
 B - Analyte detected in the associated Method Blank
 H - Sample exceeded analytical holding time

Print Date: 6/15/06

Work Order: 06-3753
Client Project ID: EO4058

ANALYTICAL QC SUMMARY REPORT

TestCode: SULF_H2S

Sample ID: MBLK	Sample Type: MBLK	TestCode: SULF_H2S	Run ID: REACT_060615A	Prep Date: 6/15/06	Units: mg/L
	Batch ID: R25046	TestNo: SM 4500-S F	FieldID: 1	Analysis Date: 6/15/06	SeqNo: 453016
Analyte	Result	LQL	SPK value	SPK Ref Val	%REC LowLimit HighLimit RPD Ref Val %RPD RPDLimit Qual

Hydrogen Sulfide U 0.50

Sample ID: LCS	Sample Type: LCS	TestCode: SULF_H2S	Run ID: REACT_060615A	Prep Date: 6/15/06	Units: mg/L
	Batch ID: R25046	TestNo: SM 4500-S F	FieldID: 2	Analysis Date: 6/15/06	SeqNo: 453017
Analyte	Result	LQL	SPK value	SPK Ref Val	%REC LowLimit HighLimit RPD Ref Val %RPD RPDLimit Qual
Hydrogen Sulfide	2.1	0.50	2.28	0	92.1 60 120 0 0

Qualifiers:

ND - Not Detected at the Reporting Limit
J - Analyte detected below quantitation limits
S - Spike Recovery outside accepted recovery limits

R - RPD outside accepted recovery limits
B - Analyte detected in the associated Method Blank
H - Sample exceeded analytical holding time

Print Date: 6/19/06

Work Order: 06-3753
Client Project ID: EO4058

ANALYTICAL QC SUMMARY REPORT

TestCode: COND_W

Sample ID: LCS	SampleType: LCS	TestCode: COND_W	Run ID: COND_060616A	Prep Date: 6/16/06	Units: µmhos/cm
	Batch ID: R25074	TestNo: SM2510 B	FileID: 1	Analysis Date: 6/16/06	SeqNo: 453584
Analyte	Result	LQL	SPK value	SPK Ref Val	%REC Lowlimit Highlimit RPD Ref Val %RPD RPDLimit Qual
Specific Conductance	97.2	1.00	99.2	0	98 90 110 0 0

Qualifiers:

ND - Not Detected at the Reporting Limit
J - Analyte detected below quantitation limits
S - Spike Recovery outside accepted recovery limits
R - RPD outside accepted recovery limits
B - Analyte detected in the associated Method Blank
H - Sample exceeded analytical holding time

Print Date: 6/19/06

Work Order: 06-3753
Client Project ID: E04058

ANALYTICAL QC SUMMARY REPORT

TestCode: F_W

Sample ID: MBLK		Sample Type: MBLK	TestCode: F_W	Run ID: F_060614B	Prep Date: 6/14/06	Units: mg/L
		Batch ID: R25030	TestNo: SM 4500-F C	FieldID: 34	Analysis Date: 6/14/06	SeqNo: 452610
Analyte	Result	LQL	SPK value	SPK Ref Val	%REC	LowLimit HighLimit RPD Ref Val %RPD RPDLimit Qual
Fluoride	U	0.20				
Sample ID: LCS		Sample Type: LCS	TestCode: F_W	Run ID: F_060614B	Prep Date: 6/14/06	Units: mg/L
		Batch ID: R25030	TestNo: SM 4500-F C	FieldID: 35	Analysis Date: 6/14/06	SeqNo: 452611
Analyte	Result	LQL	SPK value	SPK Ref Val	%REC	LowLimit HighLimit RPD Ref Val %RPD RPDLimit Qual
Fluoride	10.03	0.20	10.1	0	99.3	95 105 0 0

Qualifiers:

ND - Not Detected at the Reporting Limit
J - Analyte detected below quantitation limits
S - Spike Recovery outside accepted recovery limits

R - RPD outside accepted recovery limits
B - Analyte detected in the associated Method Blank
H - Sample exceeded analytical holding time

Print Date: 6/19/06

Work Order: 06-3753
Client Project ID: EO4058

ANALYTICAL QC SUMMARY REPORT

TestCode: PH_W

Sample ID: LCS-R25012	SampType: LCS	TestCode: PH_W	Run ID: PH_060614A	Prep Date: 6/14/06	Units: pH Units
Batch ID: R25012	TestNo: E150.1	FileID:	Analysis Date: 6/14/06	SeqNo: 452170	
Analyte	Result	LQL	SPK value	SPK Ref Val	%REC LowLimit HighLimit RPD Ref Val %RPD RPDLimit Qual
pH	7.97	1.00	8	0	99.6 99.3 100.7 0 0
Sample ID: LCS-R25012	SampType: LCS	TestCode: PH_W	Run ID: PH_060614A	Prep Date: 6/14/06	Units: pH Units
Batch ID: R25012	TestNo: E150.1	FileID:	Analysis Date: 6/14/06	SeqNo: 452271	
Analyte	Result	LQL	SPK value	SPK Ref Val	%REC LowLimit HighLimit RPD Ref Val %RPD RPDLimit Qual
pH	7.98	1.00	8	0	99.8 99.3 100.7 0 0
Sample ID: LCS-R25012	SampType: LCS	TestCode: PH_W	Run ID: PH_060614A	Prep Date: 6/14/06	Units: pH Units
Batch ID: R25012	TestNo: E150.1	FileID:	Analysis Date: 6/14/06	SeqNo: 452625	
Analyte	Result	LQL	SPK value	SPK Ref Val	%REC LowLimit HighLimit RPD Ref Val %RPD RPDLimit Qual
pH	7.96	1.00	8	0	99.5 99.3 100.7 0 0
Sample ID: LCS-R25012	SampType: LCS	TestCode: PH_W	Run ID: PH_060614A	Prep Date: 6/14/06	Units: pH Units
Batch ID: R25012	TestNo: E150.1	FileID:	Analysis Date: 6/14/06	SeqNo: 452641	
Analyte	Result	LQL	SPK value	SPK Ref Val	%REC LowLimit HighLimit RPD Ref Val %RPD RPDLimit Qual
pH	7.98	1.00	8	0	99.8 99.3 100.7 0 0

Qualifiers:

ND - Not Detected at the Reporting Limit
J - Analyte detected below quantitation limits
S - Spike Recovery outside accepted recovery limits

R - RPD outside accepted recovery limits
B - Analyte detected in the associated Method Blank
H - Sample exceeded analytical holding time

Print Date: 6/19/06

Work Order: 06-3753
Client Project ID: EO4058

ANALYTICAL QC SUMMARY REPORT

TestCode: TDS_w

Sample ID: MBLK	SamplType: MBLK	TestCode: TDS_w	Run ID: ANALYTICAL BALANCE_060614A	Prep Date: 6/14/06	Units: mg/L
	Batch ID: R25056	TestNo: SM 2540C	FileID: 1	Analysis Date: 6/15/06	SeqNo: 453267
Analyte	Result	LQL	SPK value	SPK Ref Val	%REC LowLimit HighLimit RPD Ref Val %RPD RPDLimit Qual
Total Dissolved Solids		U	10.0		

Sample ID: LCS	SamplType: LCS	TestCode: TDS_w	Run ID: ANALYTICAL BALANCE_060614A	Prep Date: 6/14/06	Units: mg/L
	Batch ID: R25056	TestNo: SM 2540C	FileID: 2	Analysis Date: 6/15/06	SeqNo: 453268
Analyte	Result	LQL	SPK value	SPK Ref Val	%REC LowLimit HighLimit RPD Ref Val %RPD RPDLimit Qual
Total Dissolved Solids		407	10.0	400	0 102 90 110 0 0

Qualifiers:

ND - Not Detected at the Reporting Limit
J - Analyte detected below quantitation limits
S - Spike Recovery outside accepted recovery limits
R - RPD outside accepted recovery limits
B - Analyte detected in the associated Method Blank
H - Sample exceeded analytical holding time

Print Date: 6/19/06

Work Order: 06-3753
Client Project ID: EO4058

ANALYTICAL QC SUMMARY REPORT

TestCode: AMMON_W

Sample ID: MBLK	Sample Type: MBLK	TestCode: AMMON_W	Run ID: NH3_060616A	Prep Date: 6/16/06	Units: mg/L
	Batch ID: R25075	TestNo: SM4500-NH3	FieldID: 1	Analysis Date: 6/16/06	SeqNo: 453632
Analyte	Result	LQL	SPK value	SPK Ref Val	%REC LowLimit HighLimit RPD Ref Val %RPD RPDLimit Qual

Ammonia-N U 0.80

Sample ID: LCS	Sample Type: LCS	TestCode: AMMON_W	Run ID: NH3_060616A	Prep Date: 6/16/06	Units: mg/L
	Batch ID: R25075	TestNo: SM4500-NH3	FieldID: 2	Analysis Date: 6/16/06	SeqNo: 453633
Analyte	Result	LQL	SPK value	SPK Ref Val	%REC LowLimit HighLimit RPD Ref Val %RPD RPDLimit Qual

Ammonia-N 6.23 0.80 6.68 0 93.3 90 110 0 0

Qualifiers:

- ND - Not Detected at the Reporting Limit
- J - Analyte detected below quantitation limits
- S - Spike Recovery outside accepted recovery limits
- R - RPD outside accepted recovery limits
- B - Analyte detected in the associated Method Blank
- H - Sample exceeded analytical holding time

Print Date: 6/19/06

ESN

ROCKY MOUNTAIN

ENVIRONMENTAL
SERVICES NETWORK

Tuesday, June 27, 2006

Mr. Dion Plsek
Cordilleran Compliance Services
826 21 1/2 Road
Grand Junction, CO 81505

RE: Divide Creek: E04058

Order No.: 0606018

Dear Dion:

ESN Rocky Mountain received 3 sample(s) on 6/14/2006 for the analyses presented in the following report.


Enclosed are the analytical results and quality control data for the project carried out at our laboratory in Golden, Colorado.

These results are accompanied by a project narrative which discuss sample receipt, holding times and methods used for analysis.

Any unusual circumstances related to this project that effect the results are discussed in the narrative.

If you should have any questions, please call.

Sincerely,



Steve Merritt
Laboratory Manager

ESN Rocky Mountain

Date: 27-Jun-06

CLIENT: Cordilleran Compliance Services
Project: Divide Creek; E04058
Lab Order: 0606018

CASE NARRATIVE

Samples were received on 6/13/06 from Cordilleran Compliance and were accompanied by a chain of custody form. The samples and their containers appeared to be in good condition and the chain of custody form was complete and accurate.

All samples were received and analyzed within the EPA recommended holding times.

Samples were analyzed using the methods outlined in the following references:
Test Methods for Evaluating Solid Waste, Physical/Chemical Methods, SW846, 3rd Edition and
EPA Methods for Chemical Analysis of Water and Wastes (MCAWW).

Calibration - The laboratory instruments are calibrated using method appropriate standards. On each day project samples are analyzed the instrument calibration is verified using a mid level Continuing Calibration Verification (CCV). Calculations are carried out by the data system to compute the actual concentration of analyte in the original sample.

Method Blanks, Trip Blanks and Instrument Blanks - Blanks are analyzed after each initial calibration, continuing calibration verification, and after samples determined to have high concentrations of analytes to verify system cleanliness. Method blanks are analyzed to verify the cleanliness of procedures requiring sample preparation prior to analysis. Trip blanks are prepared by the laboratory and accompany the samples to verify that there was no contamination during transport.

Surrogate Recoveries - Some methods require the addition of surrogate compounds and are monitored to determine the efficacy of the analyte recovery from the sample matrix. In cases where multiple surrogates are added at least one must be recovered within Quality Control limits for the data to be accepted.

Batch QC - Prior to analysis, the project samples are associated with a QC batch. This batch is then prepared and analyzed along with QC samples prepared at the same time and using the same reagents and standards. The QC samples associated with a sample batch may include Method Blanks (MB), Laboratory Control Samples (LCS), Sample Duplicates (DUP), and Matrix Spikes (MS). The results of the batch QC samples are included in the QC section of the report.

Analyst Comments:
None.



Steve Merritt
Laboratory Manager

ESN Rocky Mountain

Date: 27-Jun-06

CLIENT: Cordilleran Compliance Services

Client Sample ID: 061306-MW18

Lab Order: 0606018

Tag Number:

Project: Divide Creek

Collection Date: 6/13/2006 11:50:00 AM

Lab ID: 0606018-001A

Date Received: 6/14/2006

Matrix: WATER

Analyses	Result	Limit	Qual	Units	DF	Date Analyzed
----------	--------	-------	------	-------	----	---------------

AROMATIC VOLATILES BY GC

SW8021B

(5030B)

Analyst: GJ

Methyl tert-butyl ether	ND	0.5		µg/L	1	6/15/2006
Benzene	ND	0.5		µg/L	1	6/15/2006
Toluene	ND	0.5		µg/L	1	6/15/2006
Ethylbenzene	ND	0.5		µg/L	1	6/15/2006
m,p-Xylene	ND	1.0		µg/L	1	6/15/2006
o-Xylene	ND	0.5		µg/L	1	6/15/2006
Surr: 4-Bromofluorobenzene	111	70-130		%REC	1	6/15/2006
Surr: a,a,a-trifluorotoluene	71.2	70-130		%REC	1	6/15/2006

DISSOLVED HYDROCARBONS IN WATER

NLAG108

(NLAG108)

Analyst: GJ

Methane	1460	0.068		µg/L	1	6/15/2006
---------	------	-------	--	------	---	-----------

Qualifiers: * Value exceeds Maximum Contaminant Level
E Value above quantitation range
J Analyte detected below quantitation limits
S Spike Recovery outside accepted recovery limits

B Analyte detected in the associated Method Blank
H Holding times for preparation or analysis exceeded
ND Not Detected at the Reporting Limit

ESN Rocky Mountain

Date: 27-Jun-06

CLIENT: Cordilleran Compliance Services

Client Sample ID: 061306-MW26

Lab Order: 0606018

Tag Number:

Project: Divide Creek

Collection Date: 6/13/2006 12:15:00 PM

Lab ID: 0606018-002A

Date Received: 6/14/2006

Matrix: WATER

Analyses	Result	Limit	Qual	Units	DF	Date Analyzed
<hr/>						
AROMATIC VOLATILES BY GC		SW8021B	(5030B)			Analyst: GJ
Methyl tert-butyl ether	ND	0.5		µg/L	1	6/15/2006
Benzene	ND	0.5		µg/L	1	6/15/2006
Toluene	ND	0.5		µg/L	1	6/15/2006
Ethylbenzene	ND	0.5		µg/L	1	6/15/2006
m,p-Xylene	ND	1.0		µg/L	1	6/15/2006
o-Xylene	ND	0.5		µg/L	1	6/15/2006
Surr: 4-Bromofluorobenzene	110	70-130		%REC	1	6/15/2006
Surr: a,a,a-trifluorotoluene	70.5	70-130		%REC	1	6/15/2006
DISSOLVED HYDROCARBONS IN WATER		NLAG108	(NLAG108)			Analyst: GJ
Methane	767	0.068		µg/L	1	6/15/2006

Qualifiers: * Value exceeds Maximum Contaminant Level
E Value above quantitation range
J Analyte detected below quantitation limits
S Spike Recovery outside accepted recovery limits

B Analyte detected in the associated Method Blank
H Holding times for preparation or analysis exceeded
ND Not Detected at the Reporting Limit

ESN Rocky Mountain

Date: 27-Jun-06

CLIENT:	Cordilleran Compliance Services	Client Sample ID:	061306-DCS5
Lab Order:	0606018	Tag Number:	
Project:	Divide Creek	Collection Date:	6/13/2006 11:15:00 AM
Lab ID:	0606018-003A	Date Received:	6/14/2006
		Matrix:	WATER

Analyses	Result	Limit	Qual	Units	DF	Date Analyzed
<hr/>						
AROMATIC VOLATILES BY GC		SW8021B		(5030B)		Analyst: GJ
Methyl tert-butyl ether	ND	0.5		µg/L	1	6/15/2006
Benzene	ND	0.5		µg/L	1	6/15/2006
Toluene	ND	0.5		µg/L	1	6/15/2006
Ethylbenzene	ND	0.5		µg/L	1	6/15/2006
m,p-Xylene	ND	1.0		µg/L	1	6/15/2006
o-Xylene	ND	0.5		µg/L	1	6/15/2006
Surr: 4-Bromofluorobenzene	115	70-130		%REC	1	6/15/2006
Surr: a,a,a-trifluorotoluene	71.1	70-130		%REC	1	6/15/2006
DISSOLVED HYDROCARBONS IN WATER		NLAG108		(NLAG108)		Analyst: GJ
Methane	4.45	0.068		µg/L	1	6/15/2006

Qualifiers:	*	Value exceeds Maximum Contaminant Level	B	Analyte detected in the associated Method Blank
	E	Value above quantitation range	H	Holding times for preparation or analysis exceeded
	J	Analyte detected below quantitation limits	ND	Not Detected at the Reporting Limit
	S	Spike Recovery outside accepted recovery limits		

QA SUMMARY

Batch QC - Prior to analysis, the project samples are associated with a QC batch. This batch is then prepared and analyzed along with QC samples prepared at the same time and using the same reagents and standards. The QC samples associated with a sample batch may include Method Blanks (MB), Laboratory Control Samples (LCS), Sample Duplicates (DUP), and Matrix Spikes (MS). The results of the batch QC samples are included in the QC section of the report.

ESN Rocky Mountain

27-Jun-06

Lab Order: 0606018
Client: Cordilleran Compliance Services
Project: Divide Creek

DATES REPORT

Sample ID	Client Sample ID	Collection Date	Matrix	Test Name	TCLP Date	Prep Date	Analysis Date
0606018-001A	061306-MW18	6/13/2006 11:50:00 AM	Water	Aromatic Volatiles by GC		6/15/2006	6/15/2006
0606018-002A	061306-MW26	6/13/2006 12:15:00 PM		Dissolved Hydrocarbons in water		6/15/2006	6/15/2006
				Aromatic Volatiles by GC		6/15/2006	6/15/2006
				Dissolved Hydrocarbons in water		6/15/2006	6/15/2006
0606018-003A	061306-DCS5	6/13/2006 11:15:00 AM		Aromatic Volatiles by GC		6/15/2006	6/15/2006
				Dissolved Hydrocarbons in water		6/15/2006	6/15/2006

ESN Rocky Mountain

Date: 27-Jun-06

CLIENT: Cordilleran Compliance Services

Work Order: 0606018

Project: Divide Creek

ANALYTICAL QC SUMMARY REPORT

TestCode: 8021_W

Sample ID: MBLK-581	SampType: MBLK	TestCode: 8021_W	Units: µg/L	Prep Date: 6/15/2006	RunNo: 633						
Client ID: ZZZZZ	Batch ID: 581	TestNo: SW8021B	(5030B)	Analysis Date: 6/15/2006	SeqNo: 6909						
Analyte	Result	PQL	SPK value	SPK Ref Val	%REC	LowLimit	HighLimit	RPD Ref Val	%RPD	RPDLimit	Qual

Sample ID: LCS-581	SampType: LCS	TestCode: 8021_W	Units: µg/L	Prep Date: 6/15/2006	RunNo: 633						
Client ID: ZZZZZ	Batch ID: 581	TestNo: SW8021B	(5030B)	Analysis Date: 6/15/2006	SeqNo: 6908						
Analyte	Result	PQL	SPK value	SPK Ref Val	%REC	LowLimit	HighLimit	RPD Ref Val	%RPD	RPDLimit	Qual

Sample ID: 0606012-001AMS	SampType: MS	TestCode: 8021_W	Units: µg/L	Prep Date: 6/15/2006	RunNo: 633						
Client ID: ZZZZZ	Batch ID: 581	TestNo: SW8021B	(5030B)	Analysis Date: 6/15/2006	SeqNo: 6902						
Analyte	Result	PQL	SPK value	SPK Ref Val	%REC	LowLimit	HighLimit	RPD Ref Val	%RPD	RPDLimit	Qual

Qualifiers: E Value above quantitation range
 ND Not Detected at the Reporting Limit

H Holding times for preparation or analysis exceeded
 R RPD outside accepted recovery limits

J Analyte detected below quantitation limits
 S Spike Recovery outside accepted recovery limits

CLIENT: Cordilleran Compliance Services
 Work Order: 0606018
 Project: Divide Creek

ANALYTICAL QC SUMMARY REPORT

TestCode: 8021_W

Sample ID: 0606012-001AMS	SampType: MS	TestCode: 8021_W	Units: µg/L	Prep Date: 6/15/2006	RunNo: 633						
Client ID: ZZZZZ	Batch ID: 581	TestNo: SW8021B	(5030B)	Analysis Date: 6/15/2006	SeqNo: 6902						
Analyte	Result	PQL	SPK value	SPK Ref Val	%REC	LowLimit	HighLimit	RPD Ref Val	%RPD	RPDLimit	Qual
Ethylbenzene	8.190	0.500	10	0	81.9	70	130				
m,p-Xylene	17.97	1.00	20	0	89.8	70	130				
o-Xylene	7.930	0.500	10	0	79.3	70	130				
Surr: 4-Bromofluorobenzene	11.83	0	10	0	118	70	130				
Surr: a,a,a-trifluorotoluene	7.950	0	10	0	79.5	70	130				

Sample ID: 0606012-001ADUP	SampType: DUP	TestCode: 8021_W	Units: µg/L	Prep Date: 6/15/2006	RunNo: 633						
Client ID: ZZZZZ	Batch ID: 581	TestNo: SW8021B	(5030B)	Analysis Date: 6/15/2006	SeqNo: 6901						
Analyte	Result	PQL	SPK value	SPK Ref Val	%REC	LowLimit	HighLimit	RPD Ref Val	%RPD	RPDLimit	Qual
Methyl tert-butyl ether	ND	0.500						0	0	30	
Benzene	ND	0.500						0	0	30	
Toluene	ND	0.500						0	0	30	
Ethylbenzene	ND	0.500						0	0	30	
m,p-Xylene	ND	1.00						0	0	30	
o-Xylene	ND	0.500						0	0	30	
Surr: 4-Bromofluorobenzene	10.20	0	10	0	102	70	130	0	0	0	
Surr: a,a,a-trifluorotoluene	7.140	0	10	0	71.4	70	130	0	0	0	

Qualifiers: E Value above quantitation range H Holding times for preparation or analysis exceeded J Analyte detected below quantitation limits
 ND Not Detected at the Reporting Limit R RPD outside accepted recovery limits S Spike Recovery outside accepted recovery limits

CLIENT: Cordilleran Compliance Services
Work Order: 0606018
Project: Divide Creek

ANALYTICAL QC SUMMARY REPORT

TestCode: C1_C6_DISSW

Sample ID: MB-585	SampType: MBLK	TestCode: C1_C6_DISS	Units: µg/L	Prep Date: 6/15/2006	RunNo: 636						
Client ID: ZZZZZ	Batch ID: 585	TestNo: NLAG108	(NLAG108)	Analysis Date: 6/15/2006	SeqNo: 6933						
Analyte	Result	PQL	SPK value	SPK Ref Val	%REC	LowLimit	HighLimit	RPD Ref Val	%RPD	RPDLimit	Qual
Methane	ND		0.0680								

Sample ID: 0606017-003ADUP	SampType: DUP	TestCode: C1_C6_DISS	Units: µg/L	Prep Date: 6/15/2006	RunNo: 636						
Client ID: ZZZZZ	Batch ID: 585	TestNo: NLAG108	(NLAG108)	Analysis Date: 6/15/2006	SeqNo: 6923						
Analyte	Result	PQL	SPK value	SPK Ref Val	%REC	LowLimit	HighLimit	RPD Ref Val	%RPD	RPDLimit	Qual
Methane	22.70	0.0680						23	1.31	30	

Qualifiers: E Value above quantitation range
ND Not Detected at the Reporting Limit

H Holding times for preparation or analysis exceeded
R RPD outside accepted recovery limits

J Analyte detected below quantitation limits
S Spike Recovery outside accepted recovery limits

Company Name/Address:

Cordilleran Compliance Services, Inc.826 21 1/2 Road
Grand Junction, CO 81505

Alternate billing information:

60050

0606018

Report to:

Mr. Dion Plsek

Email to:

dionplsek@cordilleran.biz

Project

Description: Divide Creek

Phone:

(970) 263-7800

FAX:

(970) 263-7456

Client Project #:

E04058

City/State
Collected

ESC Key:

Collected by: THW

Site/Facility ID#:

P.O.#:

Collected by (signature):

Rush?

(Lab MUST Be Notified)

Same Day.....200%
Next Day.....100%
Two Day.....50%

Date Results Needed:

Email? ☒ No ☐ Yes
FAX? ☐ No ☐ YesNo.
of
Cntrs

Packed on Ice N

Y ☒ X ☐

Sample ID

Comp/Grab

Matrix*

Depth

Date

Time

061306-mw14

GRAB

GW

11

6/13/06

1150

061306-mw26

11

GW

11

1215

4

061306-DC55

11

GW

11

1115

4

Methylene
Blue X / MTE

CoCode: CORCOMG (lab use only)

Template/Prelogin

Shipped Via:

Remark/s/Contaminant

Sample # (lab only)

Chain of Custody
Page 1 of 1

Prepared by:

ESN

**ENVIRONMENTAL
SCIENCE CORP.**

12065 Lebanon Road

Mt. Juliet, TN 37122

Phone (615) 758-5858

Phone (800) 767-5859

FAX (615) 758-5859

Matrix: SS - Soil/Solid GW - Groundwater WW - WasteWater DW - Drinking Water OT - Other

pH Temp

Flow Other

Relinquished by: (Signature)

Date:

Time:

Received by: (Signature)

Received by: (Signature)

Temp: 39C

Date:

Time:

Relinquished by: (Signature)

Date:

Time:

Received by: (Signature)

Received by: (Signature)

Temp: 39C

Date:

Time:

Relinquished by: (Signature)

Date:

Time:

Received by: (Signature)

Received by: (Signature)

Temp: 39C

Date:

Time:

Relinquished by: (Signature)

Date:

Time:

Received by: (Signature)

Received by: (Signature)

Temp: 39C

Date:

Time:

Relinquished by: (Signature)

Date:

Time:

Received by: (Signature)

Received by: (Signature)

Temp: 39C

Date:

Time:

Relinquished by: (Signature)

Date:

Time:

Received by: (Signature)

Received by: (Signature)

Temp: 39C

Date:

Time:

Relinquished by: (Signature)

Date:

Time:

Received by: (Signature)

Received by: (Signature)

Temp: 39C

Date:

Time:

Relinquished by: (Signature)

Date:

Time:

Received by: (Signature)

Received by: (Signature)

Temp: 39C

Date:

Time:

Relinquished by: (Signature)

Date:

Time:

Received by: (Signature)

Received by: (Signature)

Temp: 39C

Date:

Time: