

FOURTH QUARTER 2008 REPORT

Operational and Environmental Monitoring
Within a Three-Mile Radius of Project Rulison

MARCH 2009



Prepared by:

URS

ne noble
energy

Williams

ENCANA

EnCana Oil & Gas (USA) Inc.

FOURTH QUARTER 2008 REPORT

OPERATIONAL AND ENVIRONMENTAL MONITORING WITHIN A THREE-MILE RADIUS OF PROJECT RULISON

Prepared for:

**Noble Energy Inc.
EnCana Oil & Gas (USA) Inc.
Williams Production RMT Inc.**

Prepared by:

**URS Corporation
8181 East Tufts Avenue
Denver, CO 80237**

March 26, 2009

TABLE OF CONTENTS

	Page
1 Introduction	1
2 Tier I Monitoring	3
2.1 Tier I Drilling Monitoring	3
2.1.1 Background Radiation Surveys	3
2.1.2 Dosimetry	3
2.1.3 Real-Time Tritium Monitoring	3
2.1.4 Real-Time Gamma Radiation Monitoring	3
2.1.5 Drilling Fluid Sampling and Analysis	4
2.1.6 Williams Fork Formation Drill Cuttings Sampling and Analysis	4
2.1.7 Gamma-Ray Log Review	5
2.2 Tier I Completion Monitoring	6
2.3 Tier I Production Monitoring	6
2.3.1 First Gas Delivery Sampling and Analysis	6
2.3.2 Quarterly Tier I Well Sampling and Analysis	8
2.4 Tier I Conditions of Approval (COA) Monitoring	8
2.4.1 Drill Cuttings Sampling and Analysis	8
3 Tier II Monitoring	9
3.1 Tier II Drilling Monitoring	9
3.1.1 Gamma-Ray Log Review	9
3.2 Tier II Production Monitoring	9
3.2.1 First Gas Delivery Sampling and Analysis	9
3.2.2 Quarterly Tier II Gas Well Sampling and Analysis	9
3.3 Tier II Baseline Monitoring	10
3.4 Tier II Conditions of Approval (COA) Monitoring	10
3.4.1 Fracing and Flowback Fluid Sampling and Analysis	10
3.4.2 Drill Cuttings Sampling and Analysis	11
3.4.3 Drilling Fluid Sampling and Analysis	11
4 Annual Areal Environmental Monitoring	13
5 Results	14
5.1 Dosimeter Results	14
5.2 Real-Time Tritium Monitoring Results	14
5.3 Real-Time Gamma Radiation Monitoring Results	14
5.4 Gamma-Ray Log Results	15
5.5 Tier I and II Radiological Analytical Results	15
5.5.1 Gross Alpha Results	15
5.5.2 Gross Beta Results	16
5.5.3 ⁹⁰ Sr and ⁹⁹ Tc Results	17
5.5.4 ³⁶ Cl Results	17
5.5.5 Gamma-Emitting Radionuclide Results	18
5.5.6 ³ H Results in Produced Waters and Other Fluids	20
5.5.7 Tritium and ¹⁴ C in Natural Gas Results	21

5.5.8	Radiological Results Summary	21
5.6	Tier I and II Non-Radiological Analytical Results	22
5.6.1	Major Cation and Trace Metal Results	22
5.6.2	Major and Minor Anion and pH Results.....	23
5.6.3	Gasoline, Diesel, and Motor Oil Constituent Results.....	23
5.6.4	Gas Composition Results	23
5.6.5	Nonradiological Results Summary	24
References	25

LIST OF TABLES

	Page
Table 1. Summary of Composite Drill Cutting Samples in Williams Fork Formation.....	5
Table 2. Summary of Radiological Analyses.....	26
Table 3. Summary of Major Cation and Total Metal Analyses.....	113
Table 4. Summary of Major and Minor Anion and pH Analyses.....	129
Table 5. Summary Gasoline, Diesel, and Motor Oil Constituent Analyses.....	140
Table 6. Summary of Natural Gas Composition Analyses.....	148

LIST OF FIGURES

	Page
Figure 1. Gas Well Location Map.	156
Figure 2. Thorium-232 (Th-232) Decay Series (modified from ANL 2005).	157
Figure 3. Uranium-238 (U-238) Decay Series (modified from ANL 2005).	158

LIST OF APPENDICES
(Appendices on Compact Disc)

Appendix A Laboratory Data Packages

Appendix B Data Validation Reports

Appendix C Field Sampling Forms

LIST OF ACRONYMS

²²⁸ Ac	actinium-228
¹²⁴ Sb	antimony-124
²¹⁴ Bi	bismuth-214
BM	Battlement Mesa
CCR	Code of Colorado Regulations
CDPHE	Colorado Department of Public Health and Environment
³⁶ Cl	chlorine-36
COC	chain-of-custody
COGCC	Colorado Oil and Gas Conservation Commission
¹³⁴ Cs	cesium-134
¹³⁷ Cs	cesium-137
⁵⁶ Co	cobalt-56
DRO	diesel range organics
EnCana	EnCana Oil & Gas (USA) Inc.
¹⁵⁵ Eu	europium-155
GRO	gasoline range organics
J	estimated data qualifier
⁸⁵ Kr	krypton-85
mg/L	milligram per liter
MRO	motor oil range organics
Noble	Noble Energy Inc.
²¹⁰ Pb	lead-210
²¹⁴ Pb	lead-214
²³⁹ Np	Neptunium-239
⁴⁰ K	potassium-40
pCi/L	picoCuries per liter
²²⁸ Ra	radium-228
RSAP	Rulison Sampling and Analysis Plan
²² Na	sodium-22
⁹⁰ Sr	strontium-90
⁹⁹ Tc	technetium-99
TF	total fraction
²³² Th	thorium-232
TU	tritium unit
²³⁸ U	uranium-238
U	Result is less than the detection limit (i.e., not detected)
UJ	Result is estimated below the detection limit (i.e., not detected)
µg/L	microgram per liter
µR/Hr	microRoentgen per hour
URS	URS Corporation
Williams	Williams Production RMT

1 Introduction

This quarterly report presents the fourth quarter, October 1 through December 31, 2008, operational and environmental monitoring results for Noble Energy Inc. (Noble), EnCana Oil & Gas (USA) Inc. (EnCana), and Williams Production RMT (Williams) natural gas drilling, completion, and production operations within a three-mile radius of the former Project Rulison site near Rulison, Colorado. Monitoring activities for the fourth quarter included the following:

- Baseline sampling of Noble Tier II gas well Battlement Mesa (BM) Chevron 34-4 in monitoring sector 9;
- Sampling drilling fluids (i.e., drilling mud) prior to and at the completion of drilling at Noble Tier I gas well BM 26-33B in monitoring sector 10, and Noble Tier I gas wells BM 26-33C, BM 26-33D, BM 26-34A, BM 26-34B, BM 26-34C and BM 26-34D in monitoring sector 9;
- Ambient dosimetry and real-time radiation monitoring during drilling of Noble Tier I gas wells BM 26-33B, BM 26-33C, BM 26-33D, BM 26-34A, BM 26-34B, BM 26-34C (dosimetry only), and BM 26-34D on the 26N pad in monitoring sectors 9 and 10;
- Sampling and analysis of drill cuttings from the Williams Fork Formation interval in Noble's Tier I gas wells BM 26-33B, BM 26-33D, and BM 26-34A in monitoring sectors 9 and 10;
- First gas delivery sampling and analysis of produced water and natural gas at Noble Tier I and II producing gas wells BM 36-13B and BM 36-13D in monitoring sector 7; Noble Tier II producing gas wells BM34-11A, BM34-12B, and BM34-21A in monitoring sector 9; Williams Tier II producing gas wells SP 22-13 and SP 531-13 in monitoring sector 1; and Williams Tier II producing gas well SP411-13 in monitoring sector 12;
- Quarterly sampling of natural gas and produced water at Noble Tier I producing gas well BM 35-32A;
- Conditions of Approval (COA) sampling and analysis of drill cuttings and fluids at EnCana's Tier II Federal 21-10, Federal 21-10BB, and Federal 21-15BB gas wells in monitoring sector 10, and fracing and flowback water sampling at EnCana's Tier II Federal Hagen 15-13BB gas well in monitoring sector 11; and

- COA sampling and analysis of drill cuttings at Noble's 26N pad in monitoring sector 9 and fracing water and comingled flowback water at the Noble's 34C and 36L pads in monitoring sector 9.

Sampling and analysis was performed in accordance with the Rulison Sampling and Analysis (RSAP) Revision 2 dated March 31, 2008 (URS 2008).

2 Tier I Monitoring

2.1 Tier I Drilling Monitoring

2.1.1 Background Radiation Surveys

No background radiation surveys were performed during the fourth quarter 2008. Drilling continued on the 26N pad which was previously surveyed during the second quarter 2008.

2.1.2 Dosimetry

Ambient radiation monitoring was performed using Landauer X-9 thermoluminescent environmental dosimeters deployed in personnel work areas to measure cumulative ambient radiation intensities while drilling Tier I wells on Noble's 26N pad. Passive radiation dosimeters were placed at five locations on the well pad [i.e., drilling control room (i.e., "dog house"), company man's trailer, directional trailer, tool pusher's trailer, and the shaker tables] and at one background location (at the intersection of High Mesa Road and the 35C pad road) on September 10, 2008 prior to drilling Noble Tier I gas well BM 26-33D. The dosimeters remained at the 26N pad until drilling was completed at Noble Tier I gas well BM 26-34C on January 9, 2009. The exposed dosimeters were sent to Landauer Inc. in Glenwood, Illinois for analysis and reporting.

2.1.3 Real-Time Tritium Monitoring

Real-time tritium monitoring was performed during drilling of Noble's Tier I gas wells BM 26-33B, BM 26-33C, BM 26-33D, BM 26-34A, BM 26-34B, and BM 26-34D between September 5, 2008 and December 27, 2008. Real-time tritium monitoring was performed using a Canberra Model TAM 100D Tritium Monitor that was mounted on the drilling fluid and cuttings return outfall (i.e., "possum belly"), the first point where these materials are brought up from the subsurface. Tritium monitor measurements were logged 24 hours a day, 7 days a week (24/7) during drilling on a personal computer (PC). The real-time tritium monitoring results are discussed in Section 5.2.

2.1.4 Real-Time Gamma Radiation Monitoring

Real-time gamma radiation monitoring was performed during drilling of Noble's Tier I gas wells BM 26-33B, BM 26-33C, BM 26-33D, BM 26-34A, BM 26-34B, and BM 26-34D between September 5, 2008 and December 27, 2008. Real-time gamma radiation monitoring was performed using a Ludlum Model 375 Area Monitor equipped with a Model 44-10 2 inch x 2 inch sodium iodide [NaI(Tl)] gamma scintillator, Ludlum Model 375 Area Monitor equipped

with a Model 375-336 168 cubic inch (in³) plastic scintillation detector, and a Berkley Nucleonics Corporation (BNC) 1035 AreaSAM gamma spectrometer equipped with a 3" x 3" NaI(Tl) gamma scintillator. The gamma radiation monitors were also mounted on the drilling fluid and cuttings return outfall (i.e., "possum belly"). The gamma radiation monitors were logged 24/7 during drilling on a PC. The real-time gamma radiation monitoring results are discussed in Section 5.3.

2.1.5 Drilling Fluid Sampling and Analysis

Grab samples of drilling fluid (i.e., drilling mud) were collected prior to and, although not required under the RSAP, at the completion of drilling at Noble's Tier I gas wells BM 26-33B, BM 26-33C, BM 26-33D, BM 26-34A, BM 26-34B, BM 26-34C, and BM 26-34D on the 26N pad. A grab sample was collected from the mud tanks using a pre-cleaned, disposal bailer. Sample aliquots were placed directly in the appropriately preserved laboratory-supplied sample bottles. Once filled, the sample bottles were capped, labeled, documented on the COC, and placed in an iced cooler.

The iced sample coolers were shipped by overnight carrier to the analytical laboratories for analysis of the radiological analytes listed in Table 3 of the RSAP (URS 2008). The analytical laboratories used included GEL Laboratories LLC in Charleston, South Carolina (for radionuclides other than tritium [³H]) and Isotech Laboratories, Inc. in Champaign, Illinois (for ³H).

The analytical results are included in the laboratory data packages in Appendix A and are summarized in Table 2. Laboratory data were independently validated by URS. Data validation reports are included in Appendix B. Field sampling records are included in Appendix C.

2.1.6 Williams Fork Formation Drill Cuttings Sampling and Analysis

Two composite samples and one field duplicate of drill cuttings were obtained from the Williams Fork Formation interval in Noble's Tier I gas wells BM 26-33B, BM 26-33D, and BM 26-34A. The cuttings collected represent depth intervals (corrected for dip and distance) that are approximately equivalent to the Project Rulison test interval. The cuttings were collected at approximately 50-foot intervals to create a 500-foot composite sample at the depth intervals shown in Table 1. Ten (10) sample aliquots from each depth interval were placed directly in a clean 5-gallon bucket and composited to create each sample. Composite sample aliquots were placed in the laboratory-supplied sample bottles. Once filled, the sample bottles were capped, labeled, documented on the COC, and placed in an iced cooler.

The iced sample coolers were shipped by overnight carrier to the analytical laboratories for analysis of the radiological analytes listed in Table 3 of the RSAP (URS 2008). The analytical laboratory used included GEL Laboratories LLC in Charleston, South Carolina.

The analytical results are included in the laboratory data packages in Appendix A and are summarized in Table 2. Laboratory data were independently validated by URS. Data validation reports are included in Appendix B. Field sampling records are included in Appendix C.

Table 1. Summary of Composite Drill Cutting Samples in Williams Fork Formation.

Well Number	Sample Number	Sample Date	Composite Sample Depth Interval (feet below ground surface)
BM 26-34A	BM26-34A-DC-CPTF-01	10/08/2008	8,325 – 8,825
BM 26-34A	BM26-34A-DC-CPTF-02	10/09/2008	8,825 – 9,325
BM 26-34A	BM26-34A-DC-CPTF-03	10/09/2008	8,825 – 9,325
BM 26-33B	BM26-33B-DC-CPTF-01	10/21/2008	8,475 – 8,975
BM 26-33B	BM26-33B-DC-CPTF-02	10/21/2008	8,975 – 9,475
BM 26-33B	BM26-33B-DC-CPTF-03	10/21/2008	8,975 – 9,475
BM 26-33D	BM26-33D-DC-CPTF-01	10/31/2008	8,475 – 8,975
BM 26-33D	BM26-33D-DC-CPTF-02	10/31/2008	8,975 – 9,475
BM 26-33D	BM26-33D-DC-CPTF-03	10/31/2008	8,975 – 9,475

2.1.7 Gamma-Ray Log Review

Open- or cased-hole gamma-ray logs through the Williams Fork Formation interval in Tier I gas wells were reviewed to determine whether any evidence of Project Rulison-related gamma radiation was encountered in the borehole.

2.2 Tier I Completion Monitoring

Noble's Tier I gas well BM 36-13B was completed during the fourth quarter 2008. Fracing fluids were sampled prior to fracing and flowback fluids were sampled following fracing. These fluids were sampled to fulfill the RSAP requirements for analysis of fracing or flowback fluids introduced to or removed from a well during completion. These fluids were sampled and analyzed in accordance with the RSAP (URS 2008).

Composite samples of fracing fluids were collected on October 16, October 24, and November 7, 2008 prior to their use. Composite samples of comingled flowback fluids from Noble gas wells BM 36-13B and BM 36-13D were collected on October 23, November 7, and November 14, 2008.

The composite samples were collected by extracting approximately one (1) to two (2) liter aliquots (depending on the number of tanks) of fluid from each frac tank and gently discharging into a decontaminated 5-gallon bucket. Composite sample aliquots were then taken from the 5-gallon bucket and placed in the appropriately preserved laboratory-supplied sample bottles. Once filled, the sample bottles were capped, labeled, documented on the COC, and placed in an iced cooler. Field parameters, temperature, pH, specific conductance, dissolved oxygen, oxidation-reduction potential, and turbidity, were measured on a separate sample aliquot at the well site.

The iced coolers were shipped by overnight carrier to the analytical laboratories for analysis of the radiological and nonradiological analytes listed in Tables 3 and 4 of the RSAP (URS 2008). The analytical laboratories used included GEL Laboratories LLC in Charleston, South Carolina (for radionuclides other than ^3H), Paragon Analytics in Fort Collins, Colorado (for non-radionuclides and radionuclides other than ^3H for rush analyses), and Isotech Laboratories, Inc. in Champaign, Illinois (for ^3H).

The analytical results are included in the laboratory data packages in Appendix A and are summarized in Tables 2 through 5. Laboratory data were independently validated by URS. Data validation reports are included in Appendix B. Field sampling records are included in Appendix C.

2.3 Tier I Production Monitoring

2.3.1 First Gas Delivery Sampling and Analysis

Noble Tier I gas well BM 36-13B was brought into production during the fourth quarter of 2008. First gas sales at BM 36-13B occurred on November 13, 2008. Produced water and natural gas

at this well was sampled on December 9, 2008. This well was sampled to fulfill the RSAP requirement for sampling new producing gas wells as soon as possible after fracing but no later than 30 days after first gas delivery.

Produced water and natural gas was sampled in accordance with the RSAP (URS 2008).

Produced water was obtained from an effluent line at the separator or storage tank. If more than one gas well was plumbed to the separator, valves were closed by the Company representative to isolate the gas well of interest. The residual fluids in the produced water and natural gas lines were discharged so that a well-specific sample was obtained.

Produced water was collected by gently discharging the water from the effluent line into a clean 5-gallon bucket until full. Sample aliquots were then taken from the 5-gallon bucket and placed in the appropriately preserved laboratory-supplied sample bottles. Once filled, the sample bottles were capped, labeled, documented on the COC, and placed in an iced cooler. Field parameters, temperature, pH, specific conductance, dissolved oxygen, oxidation-reduction potential, and turbidity, were measured on a separate sample aliquot at the well site.

Natural gas was sampled by connecting a braided steel sampling hose between the sampling port on the separator line and a laboratory-supplied, evacuated 20-pound gas tank. The sampling hose was flushed with natural gas prior to collecting the sample. The gas tanks are shipped under vacuum from the laboratory, so flushing of the gas tank was not required prior to filling. Because the gas sampling tanks are under vacuum, sampling simply involves opening the sampling hose and tank valves and allowing the tank to fill to capacity. Once filled, the valve on the sampling tank and sample port were closed. The Company representative returned any closed valves at the separator to their initial open configuration.

The iced coolers and gas tanks were shipped by overnight carrier to the analytical laboratories for analysis of the radiological and nonradiological analytes listed in Tables 3 and 4 of the RSAP (URS 2008). The analytical laboratories used included GEL Laboratories LLC in Charleston, South Carolina (for radionuclides other than ^3H), Paragon Analytics in Fort Collins, Colorado (for non-radionuclides), and Isotech Laboratories, Inc. in Champaign, Illinois (for ^3H in produced water and ^3H , carbon-14 (^{14}C), and gas composition in natural gas).

The analytical results are included in the laboratory data packages in Appendix A and are summarized in Tables 2 through 6. Laboratory data were independently validated by URS. Data validation reports are included in Appendix B. Field sampling records are included in Appendix C.

2.3.2 Quarterly Tier I Well Sampling and Analysis

Quarterly sampling of produced water and natural gas was attempted at three existing Noble Tier I gas wells BM 35-32A, BM 36-13, and BM 36-23 on December 9, 2008. Samples were not obtained at BM 36-13 and BM 36-23 because these wells were shut in and not producing. Sampling at these wells was attempted to fulfill RSAP requirements for quarterly sampling of the existing Tier I producing gas wells for one year. Quarterly sampling is also required for the closest Tier I gas well within each monitoring sector. At present, Noble Tier I wells BM 36-13, BM 36-13B, and BM 35-32A are also the closest wells within monitoring sectors 6, 7, and 8, respectively. First gas sales occurred at BM 36-13B on November 13, 2008 and produced water and natural gas was sampled on December 9, 2008.

Produced water and natural gas was sampled and analyzed in accordance with the RSAP as discussed in Section 2.3.1. The analytical results are included in the laboratory data packages in Appendix A and are summarized in Tables 2 through 6. Laboratory data were independently validated by URS. Data validation reports are included in Appendix B. Field sampling records are included in Appendix C.

2.4 Tier I Conditions of Approval (COA) Monitoring

2.4.1 Drill Cuttings Sampling and Analysis

Composite drill cuttings samples were also collected from Noble's 26N pad on November 7, 2008. These samples were collected to fulfill permit COAs regarding analysis of cuttings prior to removal from a well pad.

The composite samples were prepared by collecting approximately 10 aliquots of drill cuttings from the reserve pit stockpile at the north end of the well pad and placing them directly in a clean 5-gallon bucket. The sample aliquots were composited and placed in the laboratory-supplied sample bottles. Once filled, the sample bottles were capped, labeled, documented on the COC, and placed in an iced cooler.

The iced sample coolers were shipped by overnight carrier to the analytical laboratories for analysis of the radiological analytes listed in Table 3 of the RSAP (URS 2008). The analytical laboratory used included Paragon Analytics in Fort Collins, Colorado.

The analytical results are included in the laboratory data packages in Appendix A and are summarized in Table 2. Laboratory data were independently validated by URS. Data validation reports are included in Appendix B. Field sampling records are included in Appendix C.

3 Tier II Monitoring

3.1 Tier II Drilling Monitoring

3.1.1 Gamma-Ray Log Review

Open- or cased-hole gamma-ray logs through the Williams Fork Formation interval in Tier II gas wells were reviewed to determine whether any evidence of Project Rulison-related gamma radiation was encountered in the borehole.

3.2 Tier II Production Monitoring

3.2.1 First Gas Delivery Sampling and Analysis

Noble's Tier II gas wells, BM 34-11A, BM 34-12B, BM 34-21A, and BM 36-13D, were brought into production during the fourth quarter of 2008. First gas sales at BM 34-11A, BM 34-12B, and BM 34-21A occurred on September 27, 2008 and produced water and natural gas was sampled on October 6, 2008. First gas sales at BM 36-13D occurred on November 17, 2008 and produced water and natural gas was sampled on December 9, 2008. Williams Tier II gas wells SP 22-13, SP 411-13, and SP 531-13 were also brought into production during the fourth quarter of 2008. First gas sales at SP 411-13 occurred on October 31, 2008 and at SP 22-13 and SP 531-13 on November 6, 2008. Produced water and natural gas at these wells was sampled on November 18, 2008. These wells were sampled to fulfill the RSAP requirement for sampling new Tier II producing gas wells as soon as possible after fracing but no later than 30 days after first gas delivery.

Produced water and natural gas was sampled and analyzed in accordance with the RSAP as discussed in Section 2.3.1. The analytical results are included in the laboratory data packages in Appendix A and are summarized in Tables 2 through 6. Laboratory data were independently validated by URS. Data validation reports are included in Appendix B. Field sampling records are included in Appendix C.

3.2.2 Quarterly Tier II Gas Well Sampling and Analysis

Quarterly Tier II sampling was attempted at Noble's Tier II BM 26-42 gas well during the fourth quarter 2008. At present, BM 26-42 is the closest well within monitoring sector 9 but was not sampled because the well was, and remains, shut in and is not producing because of drilling activities on the 26N pad.

3.3 Tier II Baseline Monitoring

One-time baseline monitoring of existing Noble Tier II producing gas well Chevron 34-4 was performed on October 31, 2008. Baseline sampling of the existing Tier II producing gas wells was required within 90 days after the approval of the RSAP, however, Chevron 34-4 was not producing during the initial baseline sampling conducted during the second quarter 2008 because it was shut in while drilling occurred on the 34C pad. Gas production at Noble's Chevron 34-4 gas well was resumed during the fourth quarter 2008 and the baseline sampling was performed to fulfill the RSAP requirement.

Produced water and natural gas was sampled and analyzed in accordance with the RSAP as discussed in Section 2.3.1. The analytical results are included in the laboratory data packages in Appendix A and are summarized in Tables 2 through 6. Laboratory data were independently validated by URS. Data validation reports are included in Appendix B. Field sampling records are included in Appendix C.

3.4 Tier II Conditions of Approval (COA) Monitoring

3.4.1 Fracing and Flowback Fluid Sampling and Analysis

Composite samples of fracing and flowback fluids were sampled at EnCana's Tier II Federal Hagen 15-13BB gas well on December 10, 2008 to fulfill permit COAs. The fracing fluid was sampled from a lined storage pit on an adjacent well pad and the flowback fluids were sampled from frac tanks.

Fracing and flowback fluids were sampled and analyzed in accordance with the RSAP as discussed in Section 2.2. The analytical laboratories used included GEL Laboratories LLC in Charleston, South Carolina (for ^{36}Cl), Paragon Analytics in Fort Collins, Colorado (for radionuclides, other than ^3H and ^{36}Cl , and non-radionuclides), and Isotech Laboratories, Inc. in Champaign, Illinois (for ^3H).

The analytical results are included in the laboratory data packages in Appendix A and are summarized in Tables 2 through 5. Laboratory data were independently validated by URS. Data validation reports are included in Appendix B. Field sampling records are included in Appendix C.

3.4.2 Drill Cuttings Sampling and Analysis

Composite drill cuttings samples were also collected from EnCana's Tier II gas wells, Federal 21-15BB, Federal 21-10BB, and Federal 21-10, drilled on the PK-21 pad on October 13, 22, and 29, 2008, respectively. These samples were collected to fulfill permit COAs.

The composite samples were prepared by collecting approximately 10 aliquots of drill cuttings from the lined pits and placing them directly into a clean 5-gallon bucket. The sample aliquots were composited and placed in the laboratory-supplied sample bottles. Once filled, the sample bottles were capped, labeled, documented on the COC, and placed in an iced cooler.

The iced sample coolers were shipped by overnight carrier to the analytical laboratories for analysis of the radiological analytes listed in Table 3 of the RSAP (URS 2008). The analytical laboratory used included Paragon Analytics in Fort Collins, Colorado.

The analytical results are included in the laboratory data packages in Appendix A and are summarized in Table 2. Laboratory data were independently validated by URS. Data validation reports are included in Appendix B. Field sampling records are included in Appendix C.

3.4.3 Drilling Fluid Sampling and Analysis

Grab samples of dewatered drilling mud solids and extracted drilling mud fluid were collected at EnCana's Tier II PK-21 pad following completion of drilling the Federal 21-10 gas well on October 29, 2008 to fulfill permit COAs.

The extracted drilling mud fluid sample was collected by gently discharging approximately 5 gallons of fluid from the storage tank on the well pad into a clean 5-gallon bucket. Sample aliquots were taken from the 5-gallon bucket and placed in appropriately preserved, laboratory-supplied sample bottles. Once filled, the sample bottles were capped, labeled, documented on the COC, and placed in an iced cooler. Field parameters, temperature, pH, specific conductance, dissolved oxygen, oxidation-reduction potential, and turbidity, were measured on a separate sample aliquot at the well site.

A composite sample of the dewatered drilling mud solids was prepared by collecting approximately 10 solids aliquots from the lined pit on the pad and placing them directly in a clean 5-gallon bucket. The sample aliquots were composited and placed in the laboratory-supplied sample bottles. Once filled, the sample bottles were capped, labeled, documented on the COC, and placed in an iced cooler.

The iced sample coolers were shipped by overnight carrier to the analytical laboratories for analysis of the radiological and nonradiological analytes listed in Tables 3 (fluid and solids) and 4 (fluid only) of the RSAP (URS 2008). The analytical laboratories used included Paragon Analytics in Fort Collins, Colorado (for radionuclides and non-radionuclides other than ^3H), and Isotech Laboratories, Inc. in Champaign, Illinois (for ^3H).

The analytical results are included in the laboratory data packages in Appendix A and are summarized in Tables 2 through 5. Laboratory data were independently validated by URS. Data validation reports are included in Appendix B. Field sampling records are included in Appendix C.

4 Annual Areal Environmental Monitoring

Annual areal environmental monitoring was performed during the fourth quarter 2008. The annual areal environmental monitoring was performed during the week of October 13 through 16, 2008. The results will be reported in the 2008 Annual Environmental Monitoring Report.

5 Results

5.1 *Dosimeter Results*

The dosimeter results for the gas wells drilled on Noble's 26N pad have not been received from Landauer and will be reported in the first quarter 2009 report. An approximate estimate of the dose rate is provided by the real-time gamma radiation monitoring that was conducted on the 26N pad between September 5 and December 27, 2008. The real-time gamma radiation monitoring indicates that an average gamma radiation exposure rate of 3.79 ± 0.38 microRoentgen per hour ($\mu\text{R/hr}$) was encountered during drilling of Tier I wells on the 26N pad. The gamma radiation exposure rate ranged between 2.4 and 9.7 $\mu\text{R/hr}$. This gamma radiation exposure rate is typical of natural background gamma radiation.

5.2 *Real-Time Tritium Monitoring Results*

Real-time tritium monitoring was performed during drilling of Noble's Tier I gas wells BM 26-33B, BM 26-33C, BM 26-33D, BM 26-34A, BM 26-34B, and BM 26-34D on the 26N pad. Tritium activity measurements were made at the drilling fluid and cuttings outfall (i.e., possum belly). The results of the real-time tritium monitoring at Noble's Tier I gas wells on the 26N pad indicate that the mean tritium activity was $2.6\text{E-}8 \pm 1.8\text{E-}7$ microCuries per cubic centimeter ($\mu\text{Ci/cc}$), which is less than the instrument detection limit of $5.0\text{E-}7$ $\mu\text{Ci/cc}$. A total of 3,110,115 tritium activity measurements were recorded during drilling of Noble's Tier I gas wells on the 26N pad. The minimum and maximum tritium activities measured during drilling of these wells were $1.0\text{E-}9$ and $6.1\text{E-}6$ $\mu\text{Ci/cc}$. The tritium activity results are within background.

5.3 *Real-Time Gamma Radiation Monitoring Results*

Real-time gamma radiation monitoring was performed during drilling of Noble's Tier I gas wells BM 26-33B, BM 26-33C, BM 26-33D, BM 26-34A, BM 26-34B, and BM 26-34D on the 26N pad. Gamma radiation exposure measurements were made at the drilling fluid and cuttings outfall (i.e., possum belly). The results of the real-time gamma ray monitoring at Noble's Tier I gas wells on the 26N pad indicate that the mean gamma radiation exposure rate was 3.79 ± 0.38 $\mu\text{R/hr}$. A total of 914,620 gamma radiation exposure measurements were recorded during drilling of these Tier I wells. The minimum and maximum gamma radiation exposure rates observed during drilling of these wells ranged between 2.4 and 9.7 $\mu\text{R/hr}$. These gamma radiation exposure rates are within the background range for gamma radiation.

5.4 Gamma-Ray Log Results

The results of the gamma-ray log review for Tier I and II gas wells indicates that none of the gamma-ray measurements exceeded 500 American Petroleum Institute (API) units in the Williams Fork Formation. Gamma-ray intensities measured are typical of the Williams Fork Formation measured to date. No evidence of Project Rulison-related gamma radiation was encountered in any of the logs reviewed.

5.5 Tier I and II Radiological Analytical Results

Gross alpha, gross beta, gamma-emitting radionuclides, strontium-90 (^{90}Sr), technetium-99 (^{99}Tc), and chlorine-36 (^{36}Cl) activities were analyzed in produced water (PW), fracing water (FW), flowback fluid (FB), drill cuttings (DC), drilling mud (DM), dewatered drilling mud solid (MS), and extracted drilling mud fluid (MF) collected at Tier I and II gas wells or well pads during the fourth quarter 2008. ^3H was analyzed in water, fluid, and natural gas (NG) samples. Carbon-14 (^{14}C) was also analyzed in natural gas from the producing wells sampled.

The results of the radiological analyses are summarized in Table 2. Table 2 includes both radionuclides detected and those that were analyzed but were not detected. The table is sorted so that the detected radionuclides occur at the top. These data were independently validated by URS and most of the radiological results were found to be usable without qualification. Data that are deemed usable as qualified or unusable are flagged and identified in the data validation reports (Appendix B).

5.5.1 Gross Alpha Results

Gross alpha activities in produced water (PW), fracing water (FW), flowback fluid (FB), and extracted drilling mud fluid (MF) ranged between not detected (less than 2.54) and 128 ± 45 picoCuries per liter (pCi/L). Gross alpha activity was generally reported at an elevated reporting activity because of the high total dissolved solids (TDS) concentration of these fluid samples. The high TDS concentrations resulted in the evaporation of a smaller sample volume during analysis because the gross alpha analytical method limits the residue after evaporation to 100 milligrams or less. The lowest gross alpha activity detected ($3.53 \pm 2.76\text{pCi/L}$) occurred in produced water from Noble's Tier II BM 34-11A gas well. The highest gross alpha activity detected ($128 \pm 45\text{pCi/L}$) occurred in fracing fluid (prior to its use) from Noble's 34C pad. The gross alpha activity detected is related to naturally occurring alpha-emitting radionuclides, primarily ^{238}U , ^{232}Th , and their daughter products (Figures 2 and 3), found in the subsurface formation fluids or fluids used for drilling or completion.

Gross alpha activities in drill cuttings (DC), drilling mud (DM), and dewatered drilling mud solid (MS) ranged between 2.5 ± 1 and 29.7 ± 7.05 picoCuries per gram (pCi/g). The lowest gross alpha activity detected (2.5 ± 1 pCi/g) occurred in drill cuttings from EnCana's Tier II Federal 21-10 gas well. The highest gross alpha activity detected (29.7 ± 7.05 pCi/g) occurred in drilling mud obtained prior to drilling at Noble's Tier I BM 26-33B gas well. The gross alpha activity detected is related to naturally occurring alpha-emitting radionuclides, primarily ^{238}U , ^{232}Th , and their daughter products (Figures 2 and 3), found in the drilling mud and subsurface rock formations.

5.5.2 Gross Beta Results

Gross beta activities in produced water, fracing water, flowback fluid, and extracted drilling mud fluid ranged between not detected (less than 26.2) and $7,040 \pm 151$ pCi/L. The highest gross beta activity detected ($7,040 \pm 151$ pCi/L) occurred in fracing water (prior to its use) from Noble's Tier I 36L pad. The lowest gross beta activity detected (4.98 ± 3.03 pCi/L) occurred in produced water from Noble's Tier II BM 34-12B gas well.

The elevated gross beta activities are related to naturally occurring potassium-40 (^{40}K) in the subsurface formation fluids or waters used for drilling and completion. ^{40}K activities in these fluids ranged between not detected (less than 39.9) and $9,950 \pm 644$ pCi/L. These values are consistent with the gross beta activities reported above. The highest ^{40}K activity detected ($9,950 \pm 644$ pCi/L) occurred in fracing water (prior to its use) from Noble's Tier I 36L pad. The lowest ^{40}K activity detected (66.9 ± 37.9 pCi/L) occurred in produced water at Williams Tier II SP 22-13 gas well.

Gross beta activities in drill cuttings, drilling mud, and dewatered drilling mud solid ranged between not detected (less than 2.8) and 52.7 ± 4.58 pCi/g. The highest gross beta activity detected (52.7 ± 4.58 pCi/g) occurred in Williams Fork Formation drill cuttings from Noble's Tier I BM 26-33B gas well. The lowest gross beta activity detected (2.41 ± 0.83 pCi/g) occurred in drill cuttings from Noble's 26N well pad.

The elevated gross beta activities are typically related to naturally occurring potassium-40 (^{40}K) in the subsurface rock formations or drilling mud constituents. ^{40}K is one of the most abundant naturally occurring radionuclides and primarily occurs in the clay and mica minerals that comprise the surface soils and shales found in the subsurface and drilling mud. ^{40}K activities in these solid media ranged between 11.3 ± 0.5 and 23.7 ± 2.8 pCi/g. The highest ^{40}K activity detected (23.7 ± 2.8 pCi/g) occurred in dewatered drilling mud solid from EnCana's Tier II Federal 21-10 gas well on the PK-21 pad. The lowest ^{40}K activity detected (11.3 ± 0.5 pCi/g) occurred in drill cuttings from EnCana's Tier II Federal 21-10 gas well.

5.5.3 ⁹⁰Sr and ⁹⁹Tc Results

⁹⁰Sr and ⁹⁹Tc, common radionuclides in the inventory at Project Rulison, were not detected above their reporting activities in most of the fluid media (produced water, fracing water, flowback fluid, and extracted drilling mud fluid) or solid media (drill cuttings, drilling mud, and dewatered drilling mud solid) samples analyzed during the fourth quarter 2008. The ⁹⁰Sr and ⁹⁹Tc fluid media reporting activities ranged between less than 0.546 and less than 6.4 pCi/L, and less than 18 and less than 45.3 pCi/L, respectively. The ⁹⁰Sr and ⁹⁹Tc solid media reporting activities ranged between less than 0.37 and less than 1.05 pCi/g, and less than 2.65 and less than 4.24 pCi/g, respectively.

⁹⁰Sr and ⁹⁹Tc were detected in a fracing fluid (prior to its use) at EnCana's Tier II Federal Hagen 15-13BB gas well at activities of 6.2 ± 3.6 and 84 ± 42 pCi/L, respectively. These results are slightly higher than their analytical reporting limits of 5.9 and 68 pCi/L. The fracing fluid was obtained from outside the Project Rulison monitoring zone and was stored in a lined pit on an adjacent well pad. Although these ⁹⁰Sr and ⁹⁹Tc detections are likely false positives, they may have been present, having been introduced into the fracing fluid, which was stored outdoors, from the atmosphere or fugitive dust. ⁹⁰Sr is a common component of fallout from atmospheric testing of nuclear weapons. Regardless of whether these reported isotopes are false positives or not, these ⁹⁰Sr and ⁹⁹Tc occurrences are not verified Project Rulison radionuclide detections as the fracing fluids were from sources outside the Project Rulison monitoring zone.

⁹⁹Tc was also detected in comingled flowback fluid collected on November 14, 2008 from Noble's Tier I and II BM 36-13B and BM 36-13D gas wells on the 36L pad at an activity of 770 ± 200 pCi/L. ⁹⁹Tc activities in previous flowback fluids collected on October 23, 2008 and subsequent produced water samples collected on December 9, 2008 at both of these wells were not detected (less than 30.5 pCi/L) and, thus, did not confirm the reported ⁹⁹Tc detection in the flowback fluid sample collected on November 14, 2008. Therefore, in accordance with RSAP Section 4.4.2, no reporting to the Agencies was required as the ⁹⁹Tc detection was not verified through analysis of previous or subsequent samples. No other Project Rulison-related radionuclides, including tritium, were detected in the flowback fluids or produced water samples from these wells. These results suggest that the reported ⁹⁹Tc detection in the flowback fluid on November 14th may be a false positive.

5.5.4 ³⁶Cl Results

³⁶Cl, a less common radionuclide in the inventory at Project Rulison, was not detected above its reporting activities in most of the produced water, fracing water, flowback fluid, drilling mud, or dewatered drilling mud fluid samples analyzed during the fourth quarter 2008. The ³⁶Cl

reporting activities ranged between less than 153 and less than 567 pCi/L for fluid samples and less than 1.48 and less than 5.92 pCi/g for solid media.

^{36}Cl was reported as detected in four fracing fluid samples prior to their use at Noble's BM 36-13B and BM36-13D gas wells on the 36L pad (258 ± 136 pCi/L), at Noble's 34C pad (455 ± 160 pCi/L and 518 ± 289 (J) pCi/L), and at EnCana's Federal Hagen 15-13BB gas well (438 ± 176 pCi/L). The fracing fluids used at Noble's 34C and 36L pads and EnCana's Federal Hagen 15-13BB gas well were obtained from sources outside the Project Rulison monitoring zone, thus, the ^{36}Cl results at these locations do not represent verified Project Rulison radionuclide contamination. These reported ^{36}Cl occurrences may be false positives since ^{36}Cl was not detected in any of the flowback fluids or produced waters following fracing at these pads.

Similarly, ^{36}Cl was detected in drilling mud (prior to its use) at Noble's BM 26-33C gas well (5.22 ± 3.28 pCi/g) and, thus, does not represent verified Project Rulison radionuclide contamination. ^{36}Cl was not detected in any of the other drilling mud samples analyzed prior to or after use in borings at Noble's 26N pad, thus, the ^{36}Cl detections in the drilling mud prior to its use at BM 26-33C may also be a false positive.

5.5.5 Gamma-Emitting Radionuclide Results

Most of the gamma-emitting radionuclides in fluid media (produced water, fracing fluid, flowback fluid, extracted drilling mud fluid) and solid media (drill cuttings, drilling mud, and dewatered drilling mud solid) samples analyzed during the fourth quarter 2008 were not detected above their reporting activities. Table 2 provides a summary of the gamma-emitting radionuclide results.

Most of the gamma-emitting radionuclides detected were those that naturally occur in the subsurface formation fluids and rocks in the Williams Fork Formation, fracing and flowback fluids, and drilling mud constituents. Naturally occurring gamma-emitting radionuclides detected included actinium-228 (^{228}Ac), bismuth-212 (^{212}Bi), bismuth-214 (^{214}Bi), ^{40}K , lead-210 (^{210}Pb), lead-212 (^{212}Pb), lead-214 (^{214}Pb), protactinium-234m ($^{234\text{m}}\text{Pa}$), radium-226 (^{226}Ra), radium-228 (^{228}Ra), thallium-208 (^{208}Tl), thorium-230 (^{230}Th), thorium-234 (^{234}Th), and uranium-238 (^{238}U). All of these radionuclides, except for ^{238}U and ^{40}K , are decay products of the thorium-232 (^{228}Ac , ^{212}Bi , ^{212}Pb , ^{228}Ra , and ^{208}Tl) and uranium-238 (^{214}Bi , ^{210}Pb , ^{214}Pb , $^{234\text{m}}\text{Pa}$, ^{226}Ra , ^{230}Th , and ^{234}Th) decay series. The thorium and uranium series decay chains are shown as Figures 2 and 3.

Several anthropogenic gamma-emitting radionuclides were reported as detected in drill cuttings, drilling mud samples, fracing fluids, or flowback fluids. The reported isotopes included

antimony-124 (^{124}Sb), cesium-134 (^{134}Cs), cobalt-56 (^{56}Co), europium-155 (^{155}Eu), krypton-85 (^{85}Kr), neptunium-239 (^{239}Np), and sodium-22 (^{22}Na). The table below summarizes the reported isotope occurrences.

Well	Tier	Medium	Isotopes Reported
Noble 26N Pad	Tier I and II	Drill Cuttings	^{56}Co , ^{134}Cs , ^{155}Eu , ^{85}Kr , ^{124}Sb
Noble 36L Pad	Tier I and II	Fracing Fluid (before use)	^{85}Kr
EnCana Federal 21-10	Tier II	Drill Cuttings	^{56}Co , ^{134}Cs
EnCana Federal 21-10BB	Tier II	Drill Cuttings	^{56}Co
EnCana Federal 21-15BB	Tier II	Drill Cuttings	^{134}Cs , ^{155}Eu
EnCana PK-21 Pad	Tier II	Extracted Mud Fluid	^{56}Co
EnCana PK-21 Pad	Tier II	Dewatered Mud Solids	^{56}Co , ^{239}Np
EnCana Federal Hagen 15-13BB	Tier II	Fracing Fluid (before use)	^{85}Kr
EnCana Federal Hagen 15-13BB	Tier II	Flowback Fluid	^{22}Na

All of these radionuclides, except ^{155}Eu , were specified as tentatively identified by the laboratory. These reported detections may be false positives. This judgment is based on the following rationale:

- All of these possible false positive results are from the same laboratory, Paragon Analytics. These isotopes have not been reported in other radionuclide analyses performed on similar media by GEL Laboratories;
- All of these isotopes, except ^{155}Eu , were reported by the laboratory as tentatively identified because of inadequate gamma ray intensity, the diagnostic peak was not identified above a critical level, or the minimum library peak abundance was not attained. These data were subsequently qualified during data validation as estimated (J);
- Several gamma ray peaks of naturally occurring radionuclides, notably ^{228}Ac , ^{214}Bi , and ^{208}Tl , which were identified in the drill cuttings and drilling mud samples, are nearly

coincident with the primary peak of some of these isotopes (e.g., ^{56}Co and ^{239}Np) and often result in false identification. ^{239}Np was not detected in a duplicate analysis;

- Most of these isotopes are not likely formed by a nuclear fission device, or if formed by fission are of low abundance, and were not identified as abundant in the Project Rulison inventory;
- All of these radionuclides, except ^{85}Kr , have relatively short half lives, less than 5 years, are not sourced from or decay to longer-lived isotopes, and, thus, would have decayed to less than 0.3 percent of their initial activity, even if they were present at Project Rulison;
- These isotopes would be expected to be accompanied by more abundant and longer lived gamma-emitting radionuclides, such as ^{137}Cs , ^{152}Eu , or ^{154}Eu , that are known to occur in the Project Rulison inventory. None of these more abundant or longer lived gamma-emitting radionuclides were detected in the drill cuttings;
- Results from drill cuttings in adjacent EnCana boreholes on the same pad did not confirm the presence of these isotopes;
- Results from other flowback fluids and produced waters following fracing at Noble's BM 36-13B and BM 36-13D gas wells did not confirm the presence of these isotopes;
- The EnCana gas wells are located almost three miles northwest of Project Rulison at the outer edge of the Tier II monitoring zone. It is not likely that Project Rulison-related radionuclides could have been transported that distance given the low permeability characteristics of the Williams Fork Formation; and
- ^{85}Kr was detected in fracing fluids (prior to their use) at Noble's 36L pad and EnCana's Federal Hagen 15-13BB gas well and in drill cuttings at Noble's 26N well pad. In both cases, the fracing fluids were obtained from sources outside of the Project Rulison monitoring zone, and, thus, are not related to Project Rulison. ^{85}Kr would not be expected in the drill cuttings as it is a gas and should have volatilized if present, since the cuttings were stockpiled outdoors at the pad for over a month before being sampled.

5.5.6 ^3H Results in Produced Waters and Other Fluids

^3H , the most abundant and mobile radionuclide in the inventory at Project Rulison, was not detected above the reporting concentration in any of the produced water, fracing water, flowback fluid, or extracted drilling mud fluid samples analyzed during the fourth quarter 2008. The ^3H reporting concentrations ranged between less than 10 and less than 18.7 tritium units (TU). One

TU equals 1 tritium atom per 10^{18} hydrogen atoms or approximately 3.19 pCi/L (Kazemi et al. 2006). Thus, the ^3H activities in these fluid samples ranged between less than 32 to less than 60 pCi/L. The Colorado Department of Public Health and Environment (CDPHE) basic ground water standard for ^3H is 20,000 pCi/L (CDPHE 2008).

5.5.7 Tritium and ^{14}C in Natural Gas Results

^3H was not detected above its reporting concentration in the methane fraction of natural gas samples collected at producing gas wells during the fourth quarter 2008. ^3H reporting concentrations ranged between less than 10 and less than 16.7 TU (Table 2). One TU equals 1 tritium atom per 10^{18} hydrogen atoms or approximately 3.19 pCi/L (Kazemi et al. 2006). Thus, the ^3H activities in these gas samples ranged between less than 32 and less than 53 pCi/L.

^{14}C concentrations in the methane fraction of the natural gas samples ranged between not detected (less than 0.2) and 0.5 ± 0.1 percent modern carbon (pMC) as shown in Table 2. ^{14}C is reported as pMC which is set by convention as 13.56 decays per minute per gram of carbon (Kazemi et al. 2006), or 100 pMC. ^{14}C results less than 1 pMC indicate that modern ^{14}C is not present in the gas and that the natural gas has been isolated from sources of modern ^{14}C such as Project Rulison.

5.5.8 Radiological Results Summary

Project Rulison-related radionuclides, including the most abundant radionuclides in the Project Rulison inventory (Table 1 in URS 2008), ^3H , ^{137}Cs , ^{90}Sr , and ^{99}Tc were not detected above their reporting activities in any of the produced water, fracing fluid, flowback fluid, drill cuttings, drilling mud, extracted drilling mud fluid, dewatered drilling mud solid, or natural gas samples sourced within the Project Rulison monitoring zone. Thus, no verified Project Rulison-related radionuclides were detected during the fourth quarter 2008.

^{99}Tc reported in comingled flowback fluid from Noble's Tier I BM 36-13B and Tier II BM 36-13D gas wells may be a false positive, as ^{99}Tc was not detected in the previous flowback fluid samples or subsequent produced water samples collected at these wells. ^{85}Kr detected in fracing water prior to its use on Noble's 36L pad and ^{85}Kr , ^{90}Sr , and ^{99}Tc in fracing fluid (prior to its use) at EnCana's Federal Hagen 15-13BB gas well are not related to Project Rulison, as the fracing fluids were obtained from sources outside of the Project Rulison monitoring zone.

Several short-lived gamma-emitting radionuclides (^{124}Sb , ^{134}Cs , ^{56}Co , ^{239}Np , ^{155}Eu , and ^{22}Na) were tentatively identified in drill cuttings and drilling mud from EnCana's Tier II Federal 21-10, Federal 21-10BB, and Federal 21-15BB gas wells also may be false positives as they were tentatively identified by the laboratory and qualified as estimated during data validation,

generally do not appear to be likely or abundant fission products, are not identified in the Project Rulison inventory, are not found with more abundant Project Rulison-related radionuclides, and their detection was not confirmed in samples from adjacent wells. The only verified gamma-emitting radionuclides detected (e.g., ^{238}U , ^{232}Th , and their daughter products) are those that naturally occur in the subsurface formation fluids and rocks in the Williams Fork Formation and drilling mud clays and fluids.

5.6 Tier I and II Non-Radiological Analytical Results

Total metal and inorganic and organic constituent concentrations were analyzed for produced water, fracing fluid, flowback fluid, and extracted drilling mud fluid samples collected during the fourth quarter 2008. The composition of natural gas samples from producing wells was also determined. The results of nonradiological analyses (i.e., total metals, inorganic parameters, organic constituents, and natural gas composition) are summarized in Tables 3 through 6. Independent data validation by URS indicates that most of the non-radiological results are usable without qualification. Data that are deemed usable as qualified or unusable are flagged and identified in the data validation reports (Appendix B).

5.6.1 Major Cation and Trace Metal Results

Total metals in produced water, fracing fluid, flowback fluid, and extracted drilling mud fluid samples analyzed during the fourth quarter 2008 were determined for major cations (calcium, magnesium, sodium, and potassium) and trace metals (arsenic, barium, boron, cadmium, chromium, iron, lead, lithium, manganese, mercury, selenium, strontium, and uranium). The analytical results indicate that these metals are detected at varying concentrations within each of these media. The results of the major cation and trace metal analyses are summarized in Table 3.

Sodium and potassium are the dominant major cations in the produced water, fracing fluid, flowback fluid, and extracted drilling mud fluid samples analyzed. The mean sodium and potassium concentrations detected are 3,883,100 micrograms per liter ($\mu\text{g/L}$) and 2,182,526 $\mu\text{g/L}$, respectively. Calcium and magnesium in these fluids are found at significantly lower concentrations compared to sodium and potassium. The mean calcium and magnesium concentrations are 212,867 $\mu\text{g/L}$ and 30,420 $\mu\text{g/L}$, respectively.

Iron, barium, strontium, boron, lithium, and manganese are the dominant trace metals in produced water, fracing fluid, flowback fluid, and extracted drilling mud fluid samples analyzed. Mean iron, barium, strontium, boron, lithium, and manganese concentrations in these fluids are 42,403, 38,980, 23,042, 3,519, 3,072, and 1,009 $\mu\text{g/L}$, respectively. Mean concentrations of less common trace metals in these fluids, lead (22.7 $\mu\text{g/L}$), chromium (20.2 $\mu\text{g/L}$), and arsenic (14.3

µg/L), are less than 25 µg/L. The mean concentrations of the remaining trace metals analyzed, uranium (1.61 µg/L), cadmium (1.11 µg/L), mercury (2.02 µg/L), and selenium (0.87 µg/L) are less than 5 µg/L.

5.6.2 Major and Minor Anion and pH Results

Major and minor anions and pH in produced water, fracing fluid, flowback fluid, and extracted drilling mud fluid samples were analyzed during the fourth quarter 2008. The results of these analyses are summarized in Table 4. Chloride is the dominant major anion in the fluid samples analyzed. The mean chloride concentration is 13,428 milligrams per liter (mg/L). Chloride is the primary constituent comprising the mean total dissolved solids (TDS) concentration (23,365 mg/L). The next most abundant major anion in these fluids is bicarbonate (as CaCO₃) whose mean concentration is 1,202 mg/L. Bicarbonate is the primary constituent comprising the mean total alkalinity (as CaCO₃) of 1,202 mg/L. The mean pH for these fluids is 7.20, which is consistent with bicarbonate being the dominant carbonate component in these fluids.

Sulfate, bromide, ammonia (as N), and fluoride are the predominant minor anions in produced water, fracing fluid, flowback fluid, and extracted drilling mud fluid, with mean concentrations of 185, 47, 17, and 6 mg/L, respectively. The occurrence of ammonia suggests that these fluids are generally reducing, resulting in the reduction of nitrogen to a -3 oxidation state. The reducing conditions are also consistent with the high dissolved iron concentrations and iron oxyhydroxide precipitates often observed during sampling.

5.6.3 Gasoline, Diesel, and Motor Oil Constituent Results

Produced water, fracing fluid, flowback fluid, and extracted drilling mud fluid samples were analyzed for gasoline, diesel, and motor oil range constituents during the fourth quarter 2008. The results of these analyses are summarized in Table 5. These fluid media had a mean dissolved petroleum hydrocarbon concentration of 2,111 mg/L. The mean dissolved petroleum hydrocarbons are comprised of 1,798 mg/L diesel range organics (DRO), 58 mg/L gasoline range organics (GRO), and 255 mg/L motor oil range organics (MRO). Mean dissolved benzene, ethylbenzene, toluene, m+p-xylenes, and o-xylenes (BTEX) concentrations are 3,167, 1,188, 12,757, 16,943 and 2,617 µg/L, respectively. Total xylenes (53 percent) and toluene (35 percent) comprise the bulk of the dissolved BTEX constituents in these fluids. The mean dissolved methane concentration is 1,525 µg/L.

5.6.4 Gas Composition Results

The natural gas composition was determined during the fourth quarter 2008. The results of these analyses are summarized in Table 6. Natural gas composition analyses indicate that methane is

the predominant component of the gas. The mean methane gas component comprises 87.04 percent. Carbon dioxide (6.60 percent), ethane (4.36 percent), and propane (1.08 percent) comprise the next most abundant natural gas components. These four constituents comprise about 99 percent of the natural gas. The remaining 1 percent of the gas is comprised of iso-butane (0.23 percent), n-butane (0.21 percent), nitrogen (0.20 percent), C6+ (0.12 percent), iso-pentane (0.08 percent), n-pentane (0.06 percent), oxygen (0.02 percent), and traces of hydrogen and helium.

The mean heating value at base conditions (14.696 pound per square inch atmosphere and 60 degrees Fahrenheit [$^{\circ}$ F]; ASTM 2003) is 1,014 British thermal units per cubic foot (BTU/Ft³). The mean relative gas density (calculated as the ratio of natural gas density to air density, ρ_g/ρ_a) is 0.662. The mean $\delta^{13}\text{C}$ value of the methane (C1) gas fraction is -37.5 parts per mil (i.e., parts per thousand; ‰) which suggests that the methane is thermogenic in origin.

5.6.5 Nonradiological Results Summary

The fourth quarter 2008 nonradiological results for produced waters, fracing fluids, flowback fluids, produced waters, drilling muds, and extracted drilling mud fluids are consistent with the nonradiological results reported for these media (where analyzed) during the third quarter 2008.

References

ANL (Argonne National Laboratory). 2005. Human Health Fact Sheet, Natural Decay Series: Uranium, Radium, and Thorium, <http://www.ead.anl.gov/pub/doc/natural-decay-series.pdf>, August.

ANL (Argonne National Laboratory). 2005. Human Health Fact Sheet, Potassium-40, <http://www.ead.anl.gov/pub/doc/potassium.pdf>, August.

ASTM (American Society for Testing and Materials). 2003. Standard Practice for Calculating Heating Value, Compressibility Factor, and Relative Density of Gaseous Fuels, ASTM D 3588-98 (Reapproved 2003), 9 pp.

CDPHE (Colorado Department of Public Health and Environment). 2008. The Basic Standards for Ground Water, Colorado Department of Public Health and Environment Water Quality Control Commission, 5CCR 1002-41, Regulation No. 41, May 31, 2008.

Kazemi, G. A., J. H. Lehr, and P. Perrochet. 2006. Groundwater Age, Wiley-Interscience, John Wiley & Sons, Inc., Hoboken, New Jersey, 325 pp.

URS Corporation. 2008. Rulison Sampling and Analysis Plan Operational and Environmental Monitoring Within a Three-Mile Radius of Project Rulison, Revision 2, March 31, 2008.

**Table 2
Summary of Radiological Analyses**

Well Number	Well Type	Sample Date	Medium	Sample Type	Parameter	Activity or Concentration	Counting Error	Reporting Limit	Units	Flag	Detected ?
BM34-21A	Tier II	10/06/08	NG	SA	14C1	0.5	0.1		pMC		Yes
PAD26N	Tier I or II	11/07/08	DC	SA	Ac-228	1.45	0.091	0.2	pCi/g	J	Yes
BM26-33B	Tier I	10/15/08	DM	SA	Ac-228	2.48	0.449	0.262	pCi/g		Yes
BM26-33B	Tier I	10/21/08	DC	SA	Ac-228	0.964	0.29	0.188	pCi/g		Yes
BM26-33B	Tier I	10/21/08	DC	SA	Ac-228	1.03	0.239	0.164	pCi/g		Yes
BM26-33B	Tier I	10/21/08	DC	SA	Ac-228	1.13	0.263	0.189	pCi/g		Yes
BM26-33D	Tier I	10/23/08	DM	SA	Ac-228	1.9	0.411	0.254	pCi/g		Yes
BM26-33D	Tier I	10/31/08	DC	SA	Ac-228	1.12	0.253	0.174	pCi/g		Yes
BM26-33D	Tier I	10/31/08	DC	SA	Ac-228	0.967	0.231	0.19	pCi/g		Yes
BM26-33D	Tier I	10/31/08	DC	SA	Ac-228	1.08	0.273	0.179	pCi/g		Yes
BM26-34A	Tier I	10/01/08	DM	SA	Ac-228	1.34	0.335	0.235	pCi/g		Yes
BM26-34A	Tier I	10/08/08	DC	SA	Ac-228	0.807	0.315	0.259	pCi/g		Yes
BM26-34A	Tier I	10/09/08	DC	SA	Ac-228	1.13	0.257	0.177	pCi/g		Yes
BM26-34A	Tier I	10/09/08	DC	SA	Ac-228	1.31	0.343	0.246	pCi/g		Yes
BM26-34B	Tier I	11/17/08	DM	SA	Ac-228	1.35	0.344	0.249	pCi/g		Yes
BM26-34C	Tier I	12/22/08	DM	SA	Ac-228	1.39	0.33	0.231	pCi/g		Yes
BM26-34C	Tier I	12/30/08	MS	SA	Ac-228	1.4	0.365	0.313	pCi/g		Yes
BM26-34D	Tier II	12/09/08	MS	SA	Ac-228	1.81	0.371	0.22	pCi/g		Yes
BM34-4	Tier II	10/23/08	PW	SA	Ac-228	22.7	16	13.5	pCi/L	J	Yes
EN-PK21	Tier II	11/03/08	MS	SA	Ac-228	1.69	0.073	0.14	pCi/g	G	Yes
EN-PK21	Tier II	11/03/08	MF	SA	Ac-228	1.48	0.067	0.12	pCi/g	G	Yes
F21-15BB	Tier II	10/13/08	DC	SA	Ac-228	1.31	0.065	0.13	pCi/g	G	Yes
FE21-10	Tier II	10/29/08	DC	SA	Ac-228	0.96	0.082	0.13	pCi/g	G	Yes
FE21-10BB	Tier II	10/22/08	DC	SA	Ac-228	1.29	0.074	0.14	pCi/g	J	Yes
FH15-13BB	Tier II	12/10/08	FB	SA	Ac-228	27	11	16	pCi/L	J, TI	Yes
FH15-13BB	Tier II	12/10/08	FW	SA	Ac-228	29.9	9.8	19.1	pCi/L		Yes
PAD34C	Tier II	10/28/08	FW	SA	Ac-228	90	23.3	15.8	pCi/L		Yes
PAD34C	Tier II	10/28/08	FW	SA	Ac-228	30.5	19	17.6	pCi/L		Yes
SP22-13	Tier II	11/18/08	PW	SA	Ac-228	23.1	15.3	10.9	pCi/L		Yes

**Table 2
Summary of Radiological Analyses**

Well Number	Well Type	Sample Date	Medium	Sample Type	Parameter	Activity or Concentration	Counting Error	Reporting Limit	Units	Flag	Detected ?
PAD26N	Tier I or II	11/07/08	DC	SA	Bi-212	1.35	0.33	0.49	pCi/g	G	Yes
BM26-33D	Tier I	10/31/08	DC	SA	Bi-212	0.716	0.319	0.403	pCi/g	J	Yes
EN-PK21	Tier II	11/03/08	MS	SA	Bi-212	1.91	0.26	0.35	pCi/g	G	Yes
EN-PK21	Tier II	11/03/08	MF	SA	Bi-212	1.38	0.2	0.27	pCi/g	G	Yes
F21-15BB	Tier II	10/13/08	DC	SA	Bi-212	1.36	0.25	0.38	pCi/g	G	Yes
FE21-10	Tier II	10/29/08	DC	SA	Bi-212	1.06	0.23	0.34	pCi/g	G	Yes
FE21-10BB	Tier II	10/22/08	DC	SA	Bi-212	1.44	0.23	0.32	pCi/g	G	Yes
PAD26N	Tier I or II	11/07/08	DC	SA	Bi-214	1.04	0.081	0.13	pCi/g	J	Yes
PAD36L	Tier I or II	10/23/08	FB	SA	Bi-214	11.1	7.77	7.13	pCi/L		Yes
BM26-33B	Tier I	10/15/08	DM	SA	Bi-214	1.79	0.246	0.117	pCi/g		Yes
BM26-33B	Tier I	10/21/08	DC	SA	Bi-214	0.748	0.145	0.106	pCi/g		Yes
BM26-33B	Tier I	10/21/08	DC	SA	Bi-214	0.8	0.148	0.0925	pCi/g		Yes
BM26-33B	Tier I	10/21/08	DC	SA	Bi-214	0.948	0.152	0.0948	pCi/g		Yes
BM26-33D	Tier I	10/23/08	DM	SA	Bi-214	1.12	0.191	0.126	pCi/g		Yes
BM26-33D	Tier I	10/31/08	DC	SA	Bi-214	0.718	0.138	0.0824	pCi/g		Yes
BM26-33D	Tier I	10/31/08	DC	SA	Bi-214	0.834	0.137	0.101	pCi/g		Yes
BM26-34A	Tier I	10/08/08	DC	SA	Bi-214	0.728	0.158	0.133	pCi/g		Yes
BM26-34A	Tier I	10/09/08	DC	SA	Bi-214	0.943	0.141	0.0981	pCi/g		Yes
BM26-34A	Tier I	10/09/08	DC	SA	Bi-214	1.16	0.216	0.144	pCi/g		Yes
BM26-34C	Tier I	12/22/08	DM	SA	Bi-214	1.11	0.185	0.108	pCi/g	J	Yes
BM26-34C	Tier I	12/30/08	MS	SA	Bi-214	0.961	0.221	0.174	pCi/g		Yes
BM26-34D	Tier II	12/09/08	MS	SA	Bi-214	1.37	0.218	0.144	pCi/g		Yes
EN-PK21	Tier II	11/03/08	MS	SA	Bi-214	0.92	0.14	0.2	pCi/g	J	Yes
EN-PK21	Tier II	11/03/08	MF	SA	Bi-214	0.84	0.15	0.25	pCi/g	J	Yes
F21-15BB	Tier II	10/13/08	DC	SA	Bi-214	0.9	0.14	0.23	pCi/g	J	Yes
FE21-10	Tier II	10/29/08	DC	SA	Bi-214	0.83	0.064	0.1	pCi/g	J	Yes
FE21-10BB	Tier II	10/22/08	DC	SA	Bi-214	0.93	0.061	0.09	pCi/g	J	Yes
PAD34C	Tier II	10/28/08	FW	SA	Bi-214	58.6	12.4	7.97	pCi/L		Yes
PAD36L	Tier I or II	10/16/08	FW	SA	Cl-36	258	136	219	pCi/L		Yes

**Table 2
Summary of Radiological Analyses**

Well Number	Well Type	Sample Date	Medium	Sample Type	Parameter	Activity or Concentration	Counting Error	Reporting Limit	Units	Flag	Detected ?
BM26-33B	Tier I	10/15/08	DM	SA	Cl-36	5.22	3.28	4.94	pCi/g	J	Yes
FH15-13BB	Tier II	12/10/08	FW	SA	Cl-36	438	176	278	pCi/L		Yes
PAD34C	Tier II	10/28/08	FW	SA	Cl-36	455	160	242	pCi/L		Yes
PAD34C	Tier II	10/28/08	FW	SA	Cl-36	518	289	467	pCi/L	J	Yes
PAD26N	Tier I or II	11/07/08	DC	SA	Co-56	0.071	0.038	0.06	pCi/g	J, TI	Yes
EN-PK21	Tier II	11/03/08	MS	SA	Co-56	0.085	0.035	0.055	pCi/g	J, TI	Yes
EN-PK21	Tier II	11/03/08	MF	SA	Co-56	0.057	0.025	0.039	pCi/g	J, TI	Yes
FE21-10	Tier II	10/29/08	DC	SA	Co-56	0.095	0.035	0.054	pCi/g	J, TI	Yes
FE21-10BB	Tier II	10/22/08	DC	SA	Co-56	0.073	0.041	0.065	pCi/g	J, TI	Yes
PAD26N	Tier I or II	11/07/08	DC	SA	Cs-134	0.054	0.02	0.03	pCi/g	J, TI	Yes
F21-15BB	Tier II	10/13/08	DC	SA	Cs-134	0.0222	0.009	0.0202	pCi/g	J, TI	Yes
FE21-10	Tier II	10/29/08	DC	SA	Cs-134	0.047	0.016	0.025	pCi/g	J, TI	Yes
PAD26N	Tier I or II	11/07/08	DC	SA	Eu-155	0.135	0.055	0.087	pCi/g	J	Yes
F21-15BB	Tier II	10/13/08	DC	SA	Eu-155	0.076	0.045	0.074	pCi/g	G	Yes
PAD26N	Tier I or II	11/07/08	DC	SA	Gross Alpha	4	1.9	2	pCi/g		Yes
PAD36L	Tier I or II	10/24/08	FW	SA	Gross Alpha	77.9	43.7	62.3	pCi/L	J	Yes
BM26-33B	Tier I	10/15/08	DM	SA	Gross Alpha	29.7	7.05	3.25	pCi/g		Yes
BM26-33B	Tier I	10/21/08	DC	SA	Gross Alpha	10.3	2.91	2.23	pCi/g		Yes
BM26-33B	Tier I	10/21/08	DC	SA	Gross Alpha	15.4	3.44	2.67	pCi/g		Yes
BM26-33B	Tier I	10/21/08	DC	SA	Gross Alpha	16	4.1	2.85	pCi/g		Yes
BM26-33D	Tier I	10/23/08	DM	SA	Gross Alpha	19.6	4.35	3.74	pCi/g		Yes
BM26-33D	Tier I	10/31/08	DC	SA	Gross Alpha	13.4	3.46	3.84	pCi/g		Yes
BM26-33D	Tier I	10/31/08	DC	SA	Gross Alpha	8.2	3.55	3.8	pCi/g		Yes
BM26-33D	Tier I	10/31/08	DC	SA	Gross Alpha	13.2	4.11	3.94	pCi/g		Yes
BM26-34A	Tier I	10/01/08	DM	SA	Gross Alpha	21.4	4.53	3.8	pCi/g		Yes
BM26-34A	Tier I	10/08/08	DC	SA	Gross Alpha	10.3	4.23	3.51	pCi/g		Yes
BM26-34A	Tier I	10/09/08	DC	SA	Gross Alpha	14.3	5.08	3.6	pCi/g		Yes
BM26-34A	Tier I	10/09/08	DC	SA	Gross Alpha	23.3	6.36	3.83	pCi/g		Yes
BM26-34B	Tier I	11/17/08	DM	SA	Gross Alpha	17.7	4.95	3.5	pCi/g		Yes

**Table 2
Summary of Radiological Analyses**

Well Number	Well Type	Sample Date	Medium	Sample Type	Parameter	Activity or Concentration	Counting Error	Reporting Limit	Units	Flag	Detected ?
BM26-34C	Tier I	12/22/08	DM	SA	Gross Alpha	18.5	3.72	2.63	pCi/g		Yes
BM26-34C	Tier I	12/30/08	MS	SA	Gross Alpha	11.5	5.26	6.06	pCi/g		Yes
BM26-34D	Tier II	12/09/08	MS	SA	Gross Alpha	19	1.55	0.888	pCi/g		Yes
BM34-11A	Tier II	10/01/08	PW	SA	Gross Alpha	3.53	2.76	3.47	pCi/L		Yes
BM34-4	Tier II	10/23/08	PW	SA	Gross Alpha	46.2	21.5	25.6	pCi/L		Yes
EN-PK21	Tier II	11/03/08	MS	SA	Gross Alpha	9.2	2.6	1.6	pCi/g	J	Yes
EN-PK21	Tier II	11/03/08	MF	SA	Gross Alpha	4.8	1.9	1.6	pCi/g		Yes
F21-15BB	Tier II	10/13/08	DC	SA	Gross Alpha	3.6	0.87	0.6	pCi/g		Yes
FE21-10	Tier II	10/29/08	DC	SA	Gross Alpha	2.5	1	1	pCi/g	LT	Yes
FE21-10BB	Tier II	10/22/08	DC	SA	Gross Alpha	4.6	1.8	1.6	pCi/g		Yes
FH15-13BB	Tier II	12/10/08	FB	SA	Gross Alpha	112	37	51	pCi/L	M3	Yes
FH15-13BB	Tier II	12/10/08	FW	SA	Gross Alpha	99	32	43	pCi/L	M3	Yes
PAD34C	Tier II	10/28/08	FW	SA	Gross Alpha	128	45	49.4	pCi/L		Yes
PAD34C	Tier II	10/28/08	FW	SA	Gross Alpha	99.4	45.4	63	pCi/L		Yes
SP22-13	Tier II	11/18/08	PW	SA	Gross Alpha	59.5	23.8	32.4	pCi/L		Yes
SP22-13	Tier II	11/18/08	PW	FD	Gross Alpha	45.2	18.3	22.9	pCi/L		Yes
SP411-13	Tier II	11/18/08	PW	SA	Gross Alpha	51.8	22.6	32.1	pCi/L		Yes
PAD36L	Tier I or II	10/16/08	FW	SA	Gross Beta	7040	151	87.9	pCi/L		Yes
PAD36L	Tier I or II	10/16/08	FW	SA	Gross Beta	6790	143	77.7	pCi/L		Yes
PAD36L	Tier I or II	10/23/08	FB	SA	Gross Beta	1490	80.1	86	pCi/L		Yes
PAD36L	Tier I or II	10/24/08	FW	SA	Gross Beta	3080	96.1	53.7	pCi/L		Yes
PAD36L	Tier I or II	10/24/08	FW	SA	Gross Beta	4150	114	73.4	pCi/L		Yes
PAD36L	Tier I or II	11/07/08	FW	SA	Gross Beta	6000	100	70	pCi/L	M3	Yes
PAD36L	Tier I or II	11/07/08	FB	SA	Gross Beta	2950	100	110	pCi/L	M3	Yes
PAD36L	Tier I or II	11/14/08	FB	SA	Gross Beta	2720	100	110	pCi/L	M3	Yes
BM26-33B	Tier I	10/15/08	DM	SA	Gross Beta	27.7	4.39	2.84	pCi/g		Yes
BM26-33B	Tier I	10/21/08	DC	SA	Gross Beta	19.1	3.07	3.29	pCi/g		Yes
BM26-33B	Tier I	10/21/08	DC	SA	Gross Beta	17.6	3.2	3.64	pCi/g		Yes
BM26-33B	Tier I	10/21/08	DC	SA	Gross Beta	52.7	4.58	3.88	pCi/g		Yes

**Table 2
Summary of Radiological Analyses**

Well Number	Well Type	Sample Date	Medium	Sample Type	Parameter	Activity or Concentration	Counting Error	Reporting Limit	Units	Flag	Detected ?
BM26-33D	Tier I	10/23/08	DM	SA	Gross Beta	26.4	3.78	4.18	pCi/g		Yes
BM26-33D	Tier I	10/31/08	DC	SA	Gross Beta	23.1	2.94	3.29	pCi/g		Yes
BM26-33D	Tier I	10/31/08	DC	SA	Gross Beta	11.3	2.87	3.49	pCi/g		Yes
BM26-33D	Tier I	10/31/08	DC	SA	Gross Beta	16.8	3.17	3.5	pCi/g		Yes
BM26-34A	Tier I	10/01/08	DM	SA	Gross Beta	23.7	3.66	4.18	pCi/g		Yes
BM26-34A	Tier I	10/08/08	DC	SA	Gross Beta	20.8	4.04	3.31	pCi/g		Yes
BM26-34A	Tier I	10/09/08	DC	SA	Gross Beta	23.6	4.19	3.11	pCi/g		Yes
BM26-34A	Tier I	10/09/08	DC	SA	Gross Beta	26.9	4.67	4.24	pCi/g		Yes
BM26-34B	Tier I	11/17/08	DM	SA	Gross Beta	31	4.34	4.07	pCi/g		Yes
BM26-34C	Tier I	12/22/08	DM	SA	Gross Beta	30.1	3.43	3.49	pCi/g		Yes
BM26-34C	Tier I	12/30/08	MS	SA	Gross Beta	21.7	3.94	3.09	pCi/g		Yes
BM36-13B	Tier I	12/09/08	PW	SA	Gross Beta	130	22.6	30.9	pCi/L		Yes
BM26-34D	Tier II	12/09/08	MS	SA	Gross Beta	30.2	1.54	1.85	pCi/g	J	Yes
BM34-11A	Tier II	10/01/08	PW	SA	Gross Beta	5.15	3.13	4.81	pCi/L		Yes
BM34-12B	Tier II	10/01/08	PW	SA	Gross Beta	4.98	3.03	4.8	pCi/L		Yes
BM34-21A	Tier II	10/01/08	PW	SA	Gross Beta	9.3	3.03	4.25	pCi/L		Yes
BM34-4	Tier II	10/23/08	PW	SA	Gross Beta	426	53.4	71.5	pCi/L		Yes
BM36-13D	Tier II	12/09/08	PW	SA	Gross Beta	161	29	42.1	pCi/L		Yes
EN-PK21	Tier II	11/03/08	MS	SA	Gross Beta	6.5	1.8	2.6	pCi/g		Yes
EN-PK21	Tier II	11/03/08	MF	SA	Gross Beta	5	1.6	2.4	pCi/g		Yes
F21-15BB	Tier II	10/13/08	DC	SA	Gross Beta	3.51	0.65	0.91	pCi/g	LT	Yes
FE21-10	Tier II	10/29/08	DC	SA	Gross Beta	2.41	0.83	1.36	pCi/g	LT	Yes
FE21-10BB	Tier II	10/22/08	DC	SA	Gross Beta	4.2	1.5	2.5	pCi/g		Yes
FH15-13BB	Tier II	12/10/08	FB	SA	Gross Beta	145	33	50	pCi/L	M3	Yes
FH15-13BB	Tier II	12/10/08	FW	SA	Gross Beta	127	33	51	pCi/L	M3	Yes
PAD34C	Tier II	10/28/08	FW	SA	Gross Beta	1830	103	96.3	pCi/L		Yes
PAD34C	Tier II	10/28/08	FW	SA	Gross Beta	3940	139	108	pCi/L		Yes
PAD34C	Tier II	10/28/08	FW	SA	Gross Beta	2580	129	136	pCi/L		Yes
SP22-13	Tier II	11/18/08	PW	FD	Gross Beta	66.2	33.1	54.1	pCi/L		Yes

Table 2
Summary of Radiological Analyses

Well Number	Well Type	Sample Date	Medium	Sample Type	Parameter	Activity or Concentration	Counting Error	Reporting Limit	Units	Flag	Detected ?
PAD26N	Tier I or II	11/07/08	DC	SA	K-40	17.4	0.66	0.6	pCi/g	G	Yes
PAD36L	Tier I or II	10/16/08	FW	SA	K-40	9950	644	39.1	pCi/L		Yes
PAD36L	Tier I or II	10/16/08	FW	SA	K-40	9590	747	43.4	pCi/L		Yes
PAD36L	Tier I or II	10/23/08	FB	SA	K-40	2390	214	33.1	pCi/L		Yes
PAD36L	Tier I or II	10/24/08	FW	SA	K-40	3500	290	35.9	pCi/L		Yes
PAD36L	Tier I or II	10/24/08	FW	SA	K-40	5220	412	43.4	pCi/L		Yes
PAD36L	Tier I or II	11/07/08	FW	SA	K-40	6300	180	120	pCi/L		Yes
PAD36L	Tier I or II	11/07/08	FB	SA	K-40	2980	120	130	pCi/L		Yes
PAD36L	Tier I or II	11/14/08	FB	SA	K-40	2550	170	150	pCi/L		Yes
BM26-33B	Tier I	10/15/08	DM	SA	K-40	13.1	1.64	0.513	pCi/g		Yes
BM26-33B	Tier I	10/21/08	DC	SA	K-40	14.6	1.63	0.522	pCi/g		Yes
BM26-33B	Tier I	10/21/08	DC	SA	K-40	14.1	1.58	0.558	pCi/g		Yes
BM26-33B	Tier I	10/21/08	DC	SA	K-40	15.5	1.51	0.359	pCi/g		Yes
BM26-33D	Tier I	10/23/08	DM	SA	K-40	21.2	2.05	0.503	pCi/g		Yes
BM26-33D	Tier I	10/31/08	DC	SA	K-40	16	1.61	0.449	pCi/g		Yes
BM26-33D	Tier I	10/31/08	DC	SA	K-40	12.8	1.37	0.4	pCi/g		Yes
BM26-33D	Tier I	10/31/08	DC	SA	K-40	12.8	1.47	0.422	pCi/g		Yes
BM26-34A	Tier I	10/01/08	DM	SA	K-40	19.5	1.93	0.678	pCi/g		Yes
BM26-34A	Tier I	10/08/08	DC	SA	K-40	13.6	1.8	0.52	pCi/g		Yes
BM26-34A	Tier I	10/09/08	DC	SA	K-40	15.4	1.74	0.576	pCi/g		Yes
BM26-34A	Tier I	10/09/08	DC	SA	K-40	17.9	2.08	0.593	pCi/g		Yes
BM26-34B	Tier I	11/17/08	DM	SA	K-40	20.1	1.99	0.56	pCi/g		Yes
BM26-34C	Tier I	12/22/08	DM	SA	K-40	18.1	1.72	0.523	pCi/g		Yes
BM26-34C	Tier I	12/30/08	MS	SA	K-40	20.8	2.59	0.639	pCi/g		Yes
BM36-13B	Tier I	12/09/08	PW	SA	K-40	505	85.1	33.8	pCi/L		Yes
BM26-34D	Tier II	12/09/08	MS	SA	K-40	20.6	2.17	0.663	pCi/g		Yes
BM34-4	Tier II	10/23/08	PW	SA	K-40	1060	123	34.6	pCi/L		Yes
BM36-13D	Tier II	12/09/08	PW	SA	K-40	725	94	40.7	pCi/L		Yes
EN-PK21	Tier II	11/03/08	MS	SA	K-40	23.7	0.65	0.5	pCi/g	G	Yes

**Table 2
Summary of Radiological Analyses**

Well Number	Well Type	Sample Date	Medium	Sample Type	Parameter	Activity or Concentration	Counting Error	Reporting Limit	Units	Flag	Detected ?
EN-PK21	Tier II	11/03/08	MF	SA	K-40	17.1	0.53	0.5	pCi/g	G	Yes
F21-15BB	Tier II	10/13/08	DC	SA	K-40	17	0.45	0.4	pCi/g	J	Yes
FE21-10	Tier II	10/29/08	DC	SA	K-40	11.3	0.5	0.5	pCi/g	G	Yes
FE21-10BB	Tier II	10/22/08	DC	SA	K-40	15.5	0.51	0.5	pCi/g	J	Yes
PAD34C	Tier II	10/28/08	FW	SA	K-40	2580	212	30.4	pCi/L		Yes
PAD34C	Tier II	10/28/08	FW	SA	K-40	5000	340	36.2	pCi/L		Yes
PAD34C	Tier II	10/28/08	FW	SA	K-40	7180	581	48.9	pCi/L		Yes
SP22-13	Tier II	11/18/08	PW	SA	K-40	66.9	37.9	29.8	pCi/L		Yes
SP22-13	Tier II	11/18/08	PW	FD	K-40	103	44.8	23.6	pCi/L		Yes
SP411-13	Tier II	11/18/08	PW	SA	K-40	67	56.4	32.9	pCi/L		Yes
SP531-13	Tier II	11/18/08	PW	SA	K-40	84.6	44.3	38.9	pCi/L		Yes
PAD26N	Tier I or II	11/07/08	DC	SA	Kr-85	10.8	5.6	8.7	pCi/g	J, TI	Yes
PAD36L	Tier I or II	11/07/08	FW	SA	Kr-85	1270	820	1260	pCi/L	J, TI	Yes
FH15-13BB	Tier II	12/10/08	FW	SA	Kr-85	1250	710	1080	pCi/L	J, TI	Yes
FH15-13BB	Tier II	12/10/08	FB	SA	Na-22	5.6	3.3	5.1	pCi/L	J, TI	Yes
EN-PK21	Tier II	11/03/08	MS	SA	Np-239	0.4	0.17	0.28	pCi/g	J, TI	Yes
PAD26N	Tier I or II	11/07/08	DC	SA	Pa-234m	6.2	3.2	5	pCi/g	J, TI	Yes
BM26-33B	Tier I	10/21/08	DC	SA	Pb-210	3.14	2.16	2.04	pCi/g		Yes
BM26-34A	Tier I	10/09/08	DC	SA	Pb-210	1.3	0.963	0.948	pCi/g		Yes
BM26-34B	Tier I	11/17/08	DM	SA	Pb-210	1.56	0.742	0.646	pCi/g		Yes
BM26-34D	Tier II	12/09/08	MS	SA	Pb-210	1.29	0.774	0.848	pCi/g		Yes
SP22-13	Tier II	11/18/08	PW	FD	Pb-210	79.8	71.5	56.9	pCi/L		Yes
PAD26N	Tier I or II	11/07/08	DC	SA	Pb-212	1.6	0.072	0.1	pCi/g	J	Yes
BM26-33B	Tier I	10/15/08	DM	SA	Pb-212	1.92	0.203	0.128	pCi/g		Yes
BM26-33B	Tier I	10/21/08	DC	SA	Pb-212	1.07	0.119	0.0842	pCi/g		Yes
BM26-33B	Tier I	10/21/08	DC	SA	Pb-212	0.977	0.106	0.0771	pCi/g		Yes
BM26-33B	Tier I	10/21/08	DC	SA	Pb-212	1.18	0.136	0.0849	pCi/g		Yes
BM26-33D	Tier I	10/23/08	DM	SA	Pb-212	1.8	0.222	0.0975	pCi/g		Yes
BM26-33D	Tier I	10/31/08	DC	SA	Pb-212	1.07	0.11	0.077	pCi/g		Yes

Table 2
Summary of Radiological Analyses

Well Number	Well Type	Sample Date	Medium	Sample Type	Parameter	Activity or Concentration	Counting Error	Reporting Limit	Units	Flag	Detected ?
BM26-33D	Tier I	10/31/08	DC	SA	Pb-212	0.944	0.113	0.0768	pCi/g		Yes
BM26-33D	Tier I	10/31/08	DC	SA	Pb-212	1.07	0.12	0.0624	pCi/g		Yes
BM26-34A	Tier I	10/01/08	DM	SA	Pb-212	1.31	0.16	0.115	pCi/g	J	Yes
BM26-34A	Tier I	10/08/08	DC	SA	Pb-212	0.989	0.128	0.0908	pCi/g		Yes
BM26-34A	Tier I	10/09/08	DC	SA	Pb-212	1.11	0.14	0.09	pCi/g		Yes
BM26-34A	Tier I	10/09/08	DC	SA	Pb-212	1.34	0.173	0.107	pCi/g		Yes
BM26-34B	Tier I	11/17/08	DM	SA	Pb-212	1.32	0.146	0.08	pCi/g		Yes
BM26-34C	Tier I	12/22/08	DM	SA	Pb-212	1.49	0.152	0.0907	pCi/g		Yes
BM26-34C	Tier I	12/30/08	MS	SA	Pb-212	1.62	0.203	0.114	pCi/g		Yes
BM26-34D	Tier II	12/09/08	MS	SA	Pb-212	1.69	0.171	0.0977	pCi/g		Yes
EN-PK21	Tier II	11/03/08	MS	SA	Pb-212	1.6	0.047	0.05	pCi/g	G	Yes
EN-PK21	Tier II	11/03/08	MF	SA	Pb-212	1.49	0.047	0.06	pCi/g	G	Yes
F21-15BB	Tier II	10/13/08	DC	SA	Pb-212	1.37	0.039	0.04	pCi/g	G	Yes
FE21-10	Tier II	10/29/08	DC	SA	Pb-212	1.08	0.046	0.06	pCi/g	J	Yes
FE21-10BB	Tier II	10/22/08	DC	SA	Pb-212	1.35	0.053	0.07	pCi/g	G	Yes
SP22-13	Tier II	11/18/08	PW	FD	Pb-212	7.84	4.98	5.22	pCi/L		Yes
PAD26N	Tier I or II	11/07/08	DC	SA	Pb-214	1.2	0.07	0.12	pCi/g	J	Yes
PAD36L	Tier I or II	11/14/08	FB	SA	Pb-214	13.4	7.7	12.1	pCi/L	J, TI	Yes
BM26-33B	Tier I	10/15/08	DM	SA	Pb-214	1.8	0.243	0.124	pCi/g		Yes
BM26-33B	Tier I	10/21/08	DC	SA	Pb-214	0.827	0.146	0.0994	pCi/g		Yes
BM26-33B	Tier I	10/21/08	DC	SA	Pb-214	0.946	0.16	0.0969	pCi/g		Yes
BM26-33B	Tier I	10/21/08	DC	SA	Pb-214	0.951	0.129	0.0886	pCi/g		Yes
BM26-33D	Tier I	10/23/08	DM	SA	Pb-214	1.34	0.21	0.109	pCi/g		Yes
BM26-33D	Tier I	10/31/08	DC	SA	Pb-214	0.798	0.129	0.0939	pCi/g		Yes
BM26-33D	Tier I	10/31/08	DC	SA	Pb-214	0.778	0.13	0.0935	pCi/g		Yes
BM26-33D	Tier I	10/31/08	DC	SA	Pb-214	0.898	0.137	0.097	pCi/g		Yes
BM26-34A	Tier I	10/01/08	DM	SA	Pb-214	1.3	0.225	0.126	pCi/g		Yes
BM26-34A	Tier I	10/08/08	DC	SA	Pb-214	0.763	0.176	0.129	pCi/g		Yes
BM26-34A	Tier I	10/09/08	DC	SA	Pb-214	0.963	0.165	0.109	pCi/g		Yes

**Table 2
Summary of Radiological Analyses**

Well Number	Well Type	Sample Date	Medium	Sample Type	Parameter	Activity or Concentration	Counting Error	Reporting Limit	Units	Flag	Detected ?
BM26-34A	Tier I	10/09/08	DC	SA	Pb-214	1.14	0.205	0.15	pCi/g		Yes
BM26-34B	Tier I	11/17/08	DM	SA	Pb-214	1.41	0.201	0.107	pCi/g		Yes
BM26-34C	Tier I	12/22/08	DM	SA	Pb-214	1.27	0.176	0.113	pCi/g		Yes
BM26-34C	Tier I	12/30/08	MS	SA	Pb-214	1.31	0.225	0.144	pCi/g		Yes
BM26-34D	Tier II	12/09/08	MS	SA	Pb-214	1.49	0.206	0.13	pCi/g		Yes
EN-PK21	Tier II	11/03/08	MS	SA	Pb-214	0.97	0.048	0.08	pCi/g	J	Yes
EN-PK21	Tier II	11/03/08	MF	SA	Pb-214	0.99	0.051	0.09	pCi/g	J	Yes
F21-15BB	Tier II	10/13/08	DC	SA	Pb-214	1.07	0.041	0.06	pCi/g	J	Yes
FE21-10	Tier II	10/29/08	DC	SA	Pb-214	0.86	0.055	0.09	pCi/g	J	Yes
FE21-10BB	Tier II	10/22/08	DC	SA	Pb-214	1.01	0.053	0.09	pCi/g	J	Yes
PAD34C	Tier II	10/28/08	FW	SA	Pb-214	59.8	12.4	9.82	pCi/L	J	Yes
PAD34C	Tier II	10/28/08	FW	SA	Pb-214	30.4	11	8.63	pCi/L	J	Yes
SP22-13	Tier II	11/18/08	PW	SA	Pb-214	12.5	7.15	7.05	pCi/L		Yes
SP22-13	Tier II	11/18/08	PW	FD	Pb-214	32.1	8.55	6.73	pCi/L		Yes
PAD26N	Tier I or II	11/07/08	DC	SA	Ra-226	2.7	0.76	1.22	pCi/g	J, SI	Yes
BM26-33B	Tier I	10/15/08	DM	SA	Ra-226	1.79	0.246	0.117	pCi/g		Yes
BM26-33B	Tier I	10/21/08	DC	SA	Ra-226	0.748	0.145	0.106	pCi/g		Yes
BM26-33B	Tier I	10/21/08	DC	SA	Ra-226	0.8	0.148	0.0925	pCi/g		Yes
BM26-33B	Tier I	10/21/08	DC	SA	Ra-226	0.948	0.152	0.0948	pCi/g		Yes
BM26-33D	Tier I	10/23/08	DM	SA	Ra-226	1.12	0.191	0.126	pCi/g		Yes
BM26-33D	Tier I	10/31/08	DC	SA	Ra-226	0.718	0.138	0.0824	pCi/g		Yes
BM26-33D	Tier I	10/31/08	DC	SA	Ra-226	0.834	0.137	0.101	pCi/g		Yes
BM26-33D	Tier I	10/31/08	DC	SA	Ra-226	0.892	0.162	0.0928	pCi/g		Yes
BM26-34A	Tier I	10/01/08	DM	SA	Ra-226	1.04	0.204	0.143	pCi/g		Yes
BM26-34A	Tier I	10/08/08	DC	SA	Ra-226	0.728	0.158	0.133	pCi/g		Yes
BM26-34A	Tier I	10/09/08	DC	SA	Ra-226	0.943	0.141	0.0981	pCi/g		Yes
BM26-34A	Tier I	10/09/08	DC	SA	Ra-226	1.16	0.216	0.144	pCi/g		Yes
BM26-34B	Tier I	11/17/08	DM	SA	Ra-226	1.23	0.184	0.116	pCi/g		Yes
BM26-34C	Tier I	12/22/08	DM	SA	Ra-226	1.11	0.185	0.108	pCi/g		Yes

**Table 2
Summary of Radiological Analyses**

Well Number	Well Type	Sample Date	Medium	Sample Type	Parameter	Activity or Concentration	Counting Error	Reporting Limit	Units	Flag	Detected ?
BM26-34C	Tier I	12/30/08	MS	SA	Ra-226	0.961	0.221	0.174	pCi/g		Yes
BM26-34D	Tier II	12/09/08	MS	SA	Ra-226	1.37	0.218	0.144	pCi/g		Yes
EN-PK21	Tier II	11/03/08	MS	SA	Ra-226	2.41	0.42	0.65	pCi/g	J, SI	Yes
EN-PK21	Tier II	11/03/08	MF	SA	Ra-226	2.16	0.4	0.62	pCi/g	J, SI	Yes
F21-15BB	Tier II	10/13/08	DC	SA	Ra-226	0.7	8.7	0.6	pCi/g	J, SI	Yes
FE21-10	Tier II	10/29/08	DC	SA	Ra-226	1.9	0.46	0.74	pCi/g	J, SI	Yes
FE21-10BB	Tier II	10/22/08	DC	SA	Ra-226	2.45	0.47	0.74	pCi/g	J, SI	Yes
PAD26N	Tier I or II	11/07/08	DC	SA	Ra-228	1.45	0.091	0.2	pCi/g	J	Yes
BM26-33B	Tier I	10/15/08	DM	SA	Ra-228	2.48	0.449	0.262	pCi/g		Yes
BM26-33B	Tier I	10/21/08	DC	SA	Ra-228	0.964	0.29	0.188	pCi/g		Yes
BM26-33B	Tier I	10/21/08	DC	SA	Ra-228	1.03	0.239	0.164	pCi/g		Yes
BM26-33B	Tier I	10/21/08	DC	SA	Ra-228	1.13	0.263	0.189	pCi/g		Yes
BM26-33D	Tier I	10/23/08	DM	SA	Ra-228	1.9	0.411	0.254	pCi/g		Yes
BM26-33D	Tier I	10/31/08	DC	SA	Ra-228	1.12	0.253	0.174	pCi/g		Yes
BM26-33D	Tier I	10/31/08	DC	SA	Ra-228	0.967	0.231	0.19	pCi/g		Yes
BM26-33D	Tier I	10/31/08	DC	SA	Ra-228	1.08	0.273	0.179	pCi/g		Yes
BM26-34A	Tier I	10/01/08	DM	SA	Ra-228	1.34	0.335	0.235	pCi/g		Yes
BM26-34A	Tier I	10/08/08	DC	SA	Ra-228	0.807	0.315	0.259	pCi/g		Yes
BM26-34A	Tier I	10/09/08	DC	SA	Ra-228	1.13	0.257	0.177	pCi/g		Yes
BM26-34A	Tier I	10/09/08	DC	SA	Ra-228	1.31	0.343	0.246	pCi/g		Yes
BM26-34B	Tier I	11/17/08	DM	SA	Ra-228	1.35	0.344	0.249	pCi/g		Yes
BM26-34C	Tier I	12/22/08	DM	SA	Ra-228	1.39	0.33	0.231	pCi/g		Yes
BM26-34C	Tier I	12/30/08	MS	SA	Ra-228	1.4	0.365	0.313	pCi/g		Yes
BM26-34D	Tier II	12/09/08	MS	SA	Ra-228	1.81	0.371	0.22	pCi/g		Yes
BM34-4	Tier II	10/23/08	PW	SA	Ra-228	22.7	16	13.5	pCi/L	J	Yes
EN-PK21	Tier II	11/03/08	MS	SA	Ra-228	1.69	0.073	0.14	pCi/g	G	Yes
EN-PK21	Tier II	11/03/08	MF	SA	Ra-228	1.48	0.067	0.12	pCi/g	G	Yes
F21-15BB	Tier II	10/13/08	DC	SA	Ra-228	1.31	0.065	0.13	pCi/g	G	Yes
FE21-10	Tier II	10/29/08	DC	SA	Ra-228	0.96	0.082	0.13	pCi/g	G	Yes

**Table 2
Summary of Radiological Analyses**

Well Number	Well Type	Sample Date	Medium	Sample Type	Parameter	Activity or Concentration	Counting Error	Reporting Limit	Units	Flag	Detected ?
FE21-10BB	Tier II	10/22/08	DC	SA	Ra-228	1.29	0.074	0.14	pCi/g	J	Yes
FH15-13BB	Tier II	12/10/08	FB	SA	Ra-228	27	11	16	pCi/L	J, TI	Yes
FH15-13BB	Tier II	12/10/08	FW	SA	Ra-228	29.9	9.8	19.1	pCi/L		Yes
PAD34C	Tier II	10/28/08	FW	SA	Ra-228	90	23.3	15.8	pCi/L		Yes
PAD34C	Tier II	10/28/08	FW	SA	Ra-228	30.5	19	17.6	pCi/L		Yes
SP22-13	Tier II	11/18/08	PW	SA	Ra-228	23.1	15.3	10.9	pCi/L		Yes
PAD26N	Tier I or II	11/07/08	DC	SA	Sb-124	0.071	0.019	0.029	pCi/g	J, TI	Yes
FH15-13BB	Tier II	12/10/08	FW	SA	Sr-90	6.2	3.6	5.9	pCi/L	M3	Yes
PAD36L	Tier I or II	11/14/08	FB	SA	Tc-99	770	200	320	pCi/L	M3	Yes
FH15-13BB	Tier II	12/10/08	FW	SA	Tc-99	84	42	68	pCi/L	J	Yes
PAD36L	Tier I or II	11/07/08	FW	SA	Th-230	1420	760	1240	pCi/L	J, SI	Yes
PAD36L	Tier I or II	11/07/08	FB	SA	Th-230	6400	2100	3400	pCi/L	J, SI	Yes
BM26-33B	Tier I	10/15/08	DM	SA	Th-230	1.79	0.246	0.117	pCi/g		Yes
BM26-33B	Tier I	10/21/08	DC	SA	Th-230	0.748	0.145	0.106	pCi/g		Yes
BM26-33B	Tier I	10/21/08	DC	SA	Th-230	0.8	0.148	0.0925	pCi/g		Yes
BM26-33B	Tier I	10/21/08	DC	SA	Th-230	0.948	0.152	0.0948	pCi/g		Yes
BM26-33D	Tier I	10/23/08	DM	SA	Th-230	1.12	0.191	0.126	pCi/g		Yes
BM26-33D	Tier I	10/31/08	DC	SA	Th-230	0.718	0.138	0.0824	pCi/g		Yes
BM26-33D	Tier I	10/31/08	DC	SA	Th-230	0.834	0.137	0.101	pCi/g		Yes
BM26-33D	Tier I	10/31/08	DC	SA	Th-230	0.891	0.162	0.0928	pCi/g		Yes
BM26-34A	Tier I	10/01/08	DM	SA	Th-230	1.04	0.204	0.143	pCi/g		Yes
BM26-34A	Tier I	10/08/08	DC	SA	Th-230	0.728	0.158	0.133	pCi/g		Yes
BM26-34A	Tier I	10/09/08	DC	SA	Th-230	0.943	0.141	0.0981	pCi/g		Yes
BM26-34A	Tier I	10/09/08	DC	SA	Th-230	1.16	0.216	0.144	pCi/g		Yes
BM26-34B	Tier I	11/17/08	DM	SA	Th-230	1.23	0.184	0.116	pCi/g		Yes
BM26-34C	Tier I	12/22/08	DM	SA	Th-230	1.11	0.185	0.108	pCi/g		Yes
BM26-34C	Tier I	12/30/08	MS	SA	Th-230	0.961	0.221	0.174	pCi/g		Yes
BM26-34D	Tier II	12/09/08	MS	SA	Th-230	1.37	0.218	0.144	pCi/g		Yes
FH15-13BB	Tier II	12/10/08	FB	SA	Th-230	4800	2500	4100	pCi/L	J, SI	Yes

**Table 2
Summary of Radiological Analyses**

Well Number	Well Type	Sample Date	Medium	Sample Type	Parameter	Activity or Concentration	Counting Error	Reporting Limit	Units	Flag	Detected ?
FH15-13BB	Tier II	12/10/08	FW	SA	Th-230	4400	2300	3700	pCi/L	J, SI	Yes
PAD26N	Tier I or II	11/07/08	DC	SA	Th-234	2.84	0.71	1.14	pCi/g	J, TI	Yes
BM26-33B	Tier I	10/21/08	DC	SA	Th-234	1.93	1.43	1.3	pCi/g		Yes
BM26-34A	Tier I	10/01/08	DM	SA	Th-234	2.79	1.84	2.3	pCi/g		Yes
BM26-34A	Tier I	10/09/08	DC	SA	Th-234	1.29	0.944	1.07	pCi/g		Yes
BM26-34B	Tier I	11/17/08	DM	SA	Th-234	1.78	0.937	0.718	pCi/g		Yes
BM26-34C	Tier I	12/22/08	DM	SA	Th-234	2.94	1.95	1.84	pCi/g		Yes
BM26-34C	Tier I	12/30/08	MS	SA	Th-234	1.6	1.52	1.16	pCi/g		Yes
BM26-34D	Tier II	12/09/08	MS	SA	Th-234	1.94	0.955	1.05	pCi/g		Yes
EN-PK21	Tier II	11/03/08	MS	SA	Th-234	2.06	0.39	0.65	pCi/g	G	Yes
EN-PK21	Tier II	11/03/08	MF	SA	Th-234	1.39	0.45	0.73	pCi/g	J, TI	Yes
F21-15BB	Tier II	10/13/08	DC	SA	Th-234	2.11	0.34	0.56	pCi/g	G	Yes
FE21-10	Tier II	10/29/08	DC	SA	Th-234	1.79	0.43	0.73	pCi/g	G	Yes
FE21-10BB	Tier II	10/22/08	DC	SA	Th-234	1.69	0.43	0.68	pCi/g	J, TI	Yes
PAD26N	Tier I or II	11/07/08	DC	SA	Ti-208	0.5	0.043	0.064	pCi/g	J	Yes
PAD36L	Tier I or II	11/07/08	FW	SA	Ti-208	6.5	3.5	5.5	pCi/L	J, TI	Yes
BM26-33B	Tier I	10/15/08	DM	SA	Ti-208	0.654	0.105	0.07	pCi/g		Yes
BM26-33B	Tier I	10/21/08	DC	SA	Ti-208	0.344	0.0794	0.0582	pCi/g		Yes
BM26-33B	Tier I	10/21/08	DC	SA	Ti-208	0.284	0.0567	0.0492	pCi/g		Yes
BM26-33B	Tier I	10/21/08	DC	SA	Ti-208	0.382	0.078	0.0521	pCi/g		Yes
BM26-33D	Tier I	10/23/08	DM	SA	Ti-208	0.583	0.0974	0.063	pCi/g		Yes
BM26-33D	Tier I	10/31/08	DC	SA	Ti-208	0.404	0.0695	0.0463	pCi/g		Yes
BM26-33D	Tier I	10/31/08	DC	SA	Ti-208	0.326	0.0599	0.0382	pCi/g		Yes
BM26-33D	Tier I	10/31/08	DC	SA	Ti-208	0.342	0.0693	0.05	pCi/g		Yes
BM26-34A	Tier I	10/01/08	DM	SA	Ti-208	0.383	0.102	0.0664	pCi/g		Yes
BM26-34A	Tier I	10/08/08	DC	SA	Ti-208	0.408	0.0928	0.0532	pCi/g		Yes
BM26-34A	Tier I	10/09/08	DC	SA	Ti-208	0.365	0.101	0.074	pCi/g		Yes
BM26-34A	Tier I	10/09/08	DC	SA	Ti-208	0.385	0.0716	0.0489	pCi/g		Yes
BM26-34B	Tier I	11/17/08	DM	SA	Ti-208	0.408	0.103	0.053	pCi/g		Yes

**Table 2
Summary of Radiological Analyses**

Well Number	Well Type	Sample Date	Medium	Sample Type	Parameter	Activity or Concentration	Counting Error	Reporting Limit	Units	Flag	Detected ?
BM26-34C	Tier I	12/22/08	DM	SA	Tl-208	0.451	0.0821	0.0618	pCi/g		Yes
BM26-34C	Tier I	12/30/08	MS	SA	Tl-208	0.5	0.11	0.0955	pCi/g		Yes
BM26-34D	Tier II	12/09/08	MS	SA	Tl-208	0.574	0.103	0.0758	pCi/g		Yes
EN-PK21	Tier II	11/03/08	MS	SA	Tl-208	0.495	0.028	0.036	pCi/g	J	Yes
EN-PK21	Tier II	11/03/08	MF	SA	Tl-208	0.458	0.028	0.038	pCi/g	G	Yes
F21-15BB	Tier II	10/13/08	DC	SA	Tl-208	0.408	0.026	0.037	pCi/g	G	Yes
FE21-10	Tier II	10/29/08	DC	SA	Tl-208	0.327	0.032	0.047	pCi/g	G	Yes
FE21-10BB	Tier II	10/22/08	DC	SA	Tl-208	0.414	0.03	0.044	pCi/g	G	Yes
PAD26N	Tier I or II	11/07/08	DC	SA	U-238	2.84	0.71	1.14	pCi/g	J, TI	Yes
BM26-33B	Tier I	10/21/08	DC	SA	U-238	1.93	1.43	1.3	pCi/g		Yes
BM26-34A	Tier I	10/01/08	DM	SA	U-238	2.79	1.84	2.3	pCi/g		Yes
BM26-34A	Tier I	10/09/08	DC	SA	U-238	1.29	0.944	1.07	pCi/g		Yes
BM26-34B	Tier I	11/17/08	DM	SA	U-238	1.78	0.937	0.718	pCi/g		Yes
BM26-34C	Tier I	12/22/08	DM	SA	U-238	2.94	1.95	1.84	pCi/g		Yes
BM26-34C	Tier I	12/30/08	MS	SA	U-238	1.6	1.52	1.16	pCi/g		Yes
BM26-34D	Tier II	12/09/08	MS	SA	U-238	1.94	0.955	1.05	pCi/g		Yes
EN-PK21	Tier II	11/03/08	MS	SA	U-238	2.06	0.39	0.65	pCi/g	G	Yes
EN-PK21	Tier II	11/03/08	MF	SA	U-238	1.39	0.45	0.73	pCi/g	J, TI	Yes
F21-15BB	Tier II	10/13/08	DC	SA	U-238	2.11	0.34	0.56	pCi/g	G	Yes
FE21-10	Tier II	10/29/08	DC	SA	U-238	1.79	0.43	0.73	pCi/g	G	Yes
FE21-10BB	Tier II	10/22/08	DC	SA	U-238	1.69	0.43	0.68	pCi/g	J, TI	Yes
BM35-32A	Tier I	12/09/08	NG	SA	14C1	0.5		0.5	pMC	U	No
BM36-13B	Tier I	12/09/08	NG	SA	14C1	0.5		0.5	pMC	U	No
BM34-11A	Tier II	10/06/08	NG	SA	14C1	0.2		0.2	pMC	U	No
BM34-12B	Tier II	10/06/08	NG	SA	14C1	0.2		0.2	pMC	U	No
BM34-4	Tier II	10/31/08	NG	SA	14C1	0.5		0.5	pMC	U	No
BM36-13D	Tier II	12/09/08	NG	SA	14C1	0.2		0.2	pMC	U	No
SP22-13	Tier II	11/26/08	NG	FD	14C1	0.3		0.3	pMC	U	No
SP22-13	Tier II	11/26/08	NG	SA	14C1	0.7		0.7	pMC	U	No

**Table 2
Summary of Radiological Analyses**

Well Number	Well Type	Sample Date	Medium	Sample Type	Parameter	Activity or Concentration	Counting Error	Reporting Limit	Units	Flag	Detected ?
SP411-13	Tier II	11/26/08	NG	SA	14C1	0.3		0.3	pMC	U	No
SP531-13	Tier II	11/26/08	NG	SA	14C1	0.9		0.9	pMC	U	No
PAD36L	Tier I or II	10/16/08	FW	SA	Ac-228	16.7	18.2	23.3	pCi/L	U	No
PAD36L	Tier I or II	10/24/08	FW	SA	Ac-228	-2.72	12.1	18.1	pCi/L	U	No
PAD36L	Tier I or II	11/07/08	FW	SA	Ac-228	13	13	25	pCi/L	U	No
PAD36L	Tier I or II	11/07/08	FB	SA	Ac-228	17	13	21	pCi/L	U	No
PAD36L	Tier I or II	11/14/08	FB	SA	Ac-228	9	23	38	pCi/L	U	No
BM36-13B	Tier I	12/09/08	PW	SA	Ac-228	-2.23	10.7	16.4	pCi/L	U	No
BM34-11A	Tier II	10/01/08	PW	SA	Ac-228	-0.947	7.62	11.4	pCi/L	U	No
BM34-12B	Tier II	10/01/08	PW	SA	Ac-228	-5.2	10.8	16	pCi/L	U	No
BM34-21A	Tier II	10/01/08	PW	SA	Ac-228	-4.7	8.29	11.5	pCi/L	U	No
BM36-13D	Tier II	12/09/08	PW	SA	Ac-228	2.6	11	17.9	pCi/L	U	No
PAD34C	Tier II	10/28/08	FW	SA	Ac-228	0	29.2	30.2	pCi/L	UI	No
SP411-13	Tier II	11/18/08	PW	SA	Ac-228	16.7	13.5	18.8	pCi/L	U	No
SP531-13	Tier II	11/18/08	PW	SA	Ac-228	18.1	13	20.7	pCi/L	U	No
PAD26N	Tier I or II	11/07/08	DC	SA	Ag-110m	-0.012	0.019	0.033	pCi/g	U,G	No
PAD36L	Tier I or II	10/16/08	FW	SA	Ag-110m	-0.97	2.79	4.61	pCi/L	U	No
PAD36L	Tier I or II	10/16/08	FW	SA	Ag-110m	-2.15	2.79	4.6	pCi/L	U	No
PAD36L	Tier I or II	10/23/08	FB	SA	Ag-110m	-0.913	2.1	3.33	pCi/L	U	No
PAD36L	Tier I or II	10/24/08	FW	SA	Ag-110m	0.0279	2.34	3.94	pCi/L	U	No
PAD36L	Tier I or II	10/24/08	FW	SA	Ag-110m	-1.42	2.88	4.73	pCi/L	U	No
PAD36L	Tier I or II	11/07/08	FW	SA	Ag-110m	-2.1	3.4	5.8	pCi/L	U	No
PAD36L	Tier I or II	11/07/08	FB	SA	Ag-110m	-0.4	2.7	4.6	pCi/L	U	No
PAD36L	Tier I or II	11/14/08	FB	SA	Ag-110m	-0.5	3.9	6.9	pCi/L	U	No
BM26-33B	Tier I	10/15/08	DM	SA	Ag-110m	-0.035	0.0387	0.0613	pCi/g	U	No
BM26-33B	Tier I	10/21/08	DC	SA	Ag-110m	-0.0138	0.0292	0.0484	pCi/g	U	No
BM26-33B	Tier I	10/21/08	DC	SA	Ag-110m	-0.0281	0.0301	0.0463	pCi/g	U	No
BM26-33B	Tier I	10/21/08	DC	SA	Ag-110m	0.0273	0.0259	0.0477	pCi/g	U	No
BM26-33D	Tier I	10/23/08	DM	SA	Ag-110m	-0.0297	0.0364	0.0573	pCi/g	U	No

Table 2
Summary of Radiological Analyses

Well Number	Well Type	Sample Date	Medium	Sample Type	Parameter	Activity or Concentration	Counting Error	Reporting Limit	Units	Flag	Detected ?
BM26-33D	Tier I	10/31/08	DC	SA	Ag-110m	-0.0136	0.0262	0.0433	pCi/g	U	No
BM26-33D	Tier I	10/31/08	DC	SA	Ag-110m	-0.00867	0.029	0.0477	pCi/g	U	No
BM26-33D	Tier I	10/31/08	DC	SA	Ag-110m	0.00771	0.0257	0.0452	pCi/g	U	No
BM26-34A	Tier I	10/01/08	DM	SA	Ag-110m	-0.0221	0.0401	0.0634	pCi/g	U	No
BM26-34A	Tier I	10/08/08	DC	SA	Ag-110m	-0.0224	0.04	0.0638	pCi/g	U	No
BM26-34A	Tier I	10/09/08	DC	SA	Ag-110m	0.0141	0.0318	0.0571	pCi/g	U	No
BM26-34A	Tier I	10/09/08	DC	SA	Ag-110m	0.0391	0.0443	0.0807	pCi/g	U	No
BM26-34B	Tier I	11/17/08	DM	SA	Ag-110m	-0.00261	0.035	0.0583	pCi/g	U	No
BM26-34C	Tier I	12/22/08	DM	SA	Ag-110m	0.00918	0.0357	0.0599	pCi/g	U	No
BM26-34C	Tier I	12/30/08	MS	SA	Ag-110m	-0.00994	0.0446	0.074	pCi/g	U	No
BM36-13B	Tier I	12/09/08	PW	SA	Ag-110m	-1.54	2.11	3.34	pCi/L	U	No
BM26-34D	Tier II	12/09/08	MS	SA	Ag-110m	0.0115	0.0397	0.0713	pCi/g	U	No
BM34-11A	Tier II	10/01/08	PW	SA	Ag-110m	0.0918	1.64	2.78	pCi/L	U	No
BM34-12B	Tier II	10/01/08	PW	SA	Ag-110m	-0.405	2.16	3.57	pCi/L	U	No
BM34-21A	Tier II	10/01/08	PW	SA	Ag-110m	0.369	1.86	3.19	pCi/L	U	No
BM34-4	Tier II	10/23/08	PW	SA	Ag-110m	0.445	2.26	3.93	pCi/L	U	No
BM36-13D	Tier II	12/09/08	PW	SA	Ag-110m	-1.13	1.98	3.15	pCi/L	U	No
EN-PK21	Tier II	11/03/08	MS	SA	Ag-110m	0.002	0.015	0.025	pCi/g	U,G	No
EN-PK21	Tier II	11/03/08	MF	SA	Ag-110m	0.003	0.014	0.023	pCi/g	U,G	No
F21-15BB	Tier II	10/13/08	DC	SA	Ag-110m	-0.001	0.01	0.017	pCi/g	U,G	No
FE21-10	Tier II	10/29/08	DC	SA	Ag-110m	-0.003	0.012	0.021	pCi/g	U,G	No
FE21-10BB	Tier II	10/22/08	DC	SA	Ag-110m	-0.003	0.012	0.02	pCi/g	U,G	No
FH15-13BB	Tier II	12/10/08	FB	SA	Ag-110m	0.5	3	5	pCi/L	U	No
FH15-13BB	Tier II	12/10/08	FW	SA	Ag-110m	1.7	2.8	4.7	pCi/L	U	No
PAD34C	Tier II	10/28/08	FW	SA	Ag-110m	-1.93	2.68	4.32	pCi/L	U	No
PAD34C	Tier II	10/28/08	FW	SA	Ag-110m	-0.782	2.46	3.95	pCi/L	U	No
PAD34C	Tier II	10/28/08	FW	SA	Ag-110m	3.32	2.88	5.26	pCi/L	U	No
SP22-13	Tier II	11/18/08	PW	SA	Ag-110m	0.628	1.85	3.22	pCi/L	U	No
SP22-13	Tier II	11/18/08	PW	FD	Ag-110m	-0.514	2.11	3.49	pCi/L	U	No

**Table 2
Summary of Radiological Analyses**

Well Number	Well Type	Sample Date	Medium	Sample Type	Parameter	Activity or Concentration	Counting Error	Reporting Limit	Units	Flag	Detected ?
SP411-13	Tier II	11/18/08	PW	SA	Ag-110m	0.419	2.05	3.55	pCi/L	U	No
SP531-13	Tier II	11/18/08	PW	SA	Ag-110m	-0.631	2.18	3.6	pCi/L	U	No
PAD26N	Tier I or II	11/07/08	DC	SA	Am-241	0.14	0.22	0.37	pCi/g	U,G	No
PAD36L	Tier I or II	10/16/08	FW	SA	Am-241	6.38	15.9	25.9	pCi/L	U	No
PAD36L	Tier I or II	10/16/08	FW	SA	Am-241	2.24	21.9	37.4	pCi/L	U	No
PAD36L	Tier I or II	10/23/08	FB	SA	Am-241	-11.2	13.1	18	pCi/L	U	No
PAD36L	Tier I or II	10/24/08	FW	SA	Am-241	-10.1	13.3	21.4	pCi/L	U	No
PAD36L	Tier I or II	10/24/08	FW	SA	Am-241	14.6	19.6	31.2	pCi/L	U	No
PAD36L	Tier I or II	11/07/08	FW	SA	Am-241	2.4	3.5	5.8	pCi/L	U	No
PAD36L	Tier I or II	11/07/08	FB	SA	Am-241	4	17	29	pCi/L	U	No
PAD36L	Tier I or II	11/14/08	FB	SA	Am-241	-0.4	5.4	9.3	pCi/L	U	No
BM26-33B	Tier I	10/15/08	DM	SA	Am-241	0.106	0.25	0.441	pCi/g	U	No
BM26-33B	Tier I	10/21/08	DC	SA	Am-241	-0.00871	0.14	0.257	pCi/g	U	No
BM26-33B	Tier I	10/21/08	DC	SA	Am-241	-0.0338	0.108	0.165	pCi/g	U	No
BM26-33B	Tier I	10/21/08	DC	SA	Am-241	0.0207	0.0925	0.146	pCi/g	U	No
BM26-33D	Tier I	10/23/08	DM	SA	Am-241	0.0596	0.139	0.208	pCi/g	U	No
BM26-33D	Tier I	10/31/08	DC	SA	Am-241	-0.0381	0.121	0.195	pCi/g	U	No
BM26-33D	Tier I	10/31/08	DC	SA	Am-241	-0.00765	0.043	0.0645	pCi/g	U	No
BM26-33D	Tier I	10/31/08	DC	SA	Am-241	0.0721	0.129	0.205	pCi/g	U	No
BM26-34A	Tier I	10/01/08	DM	SA	Am-241	0.0467	0.181	0.275	pCi/g	U	No
BM26-34A	Tier I	10/08/08	DC	SA	Am-241	0.0726	0.158	0.262	pCi/g	U	No
BM26-34A	Tier I	10/09/08	DC	SA	Am-241	0.00213	0.0721	0.112	pCi/g	U	No
BM26-34A	Tier I	10/09/08	DC	SA	Am-241	0.0252	0.163	0.272	pCi/g	U	No
BM26-34B	Tier I	11/17/08	DM	SA	Am-241	0.0431	0.0507	0.0784	pCi/g	U	No
BM26-34C	Tier I	12/22/08	DM	SA	Am-241	-0.0218	0.153	0.215	pCi/g	U	No
BM36-13B	Tier I	12/09/08	PW	SA	Am-241	2.28	16	24.9	pCi/L	U	No
BM26-34D	Tier II	12/09/08	MS	SA	Am-241	0.0653	0.0648	0.106	pCi/g	U	No
BM34-11A	Tier II	10/01/08	PW	SA	Am-241	-10.9	10.1	15.1	pCi/L	U	No
BM34-12B	Tier II	10/01/08	PW	SA	Am-241	-28	15.1	23.2	pCi/L	U	No

**Table 2
Summary of Radiological Analyses**

Well Number	Well Type	Sample Date	Medium	Sample Type	Parameter	Activity or Concentration	Counting Error	Reporting Limit	Units	Flag	Detected ?
BM34-21A	Tier II	10/01/08	PW	SA	Am-241	-4.2	11.1	18.2	pCi/L	U	No
BM34-4	Tier II	10/23/08	PW	SA	Am-241	8.78	19.5	33.9	pCi/L	U	No
BM36-13D	Tier II	12/09/08	PW	SA	Am-241	-9.95	14	23	pCi/L	U	No
EN-PK21	Tier II	11/03/08	MS	SA	Am-241	-0.062	0.091	0.154	pCi/g	U,G	No
EN-PK21	Tier II	11/03/08	MF	SA	Am-241	0.13	0.2	0.32	pCi/g	U,G	No
F21-15BB	Tier II	10/13/08	DC	SA	Am-241	0.044	0.095	0.157	pCi/g	U,G	No
FE21-10	Tier II	10/29/08	DC	SA	Am-241	-0.02	0.11	0.19	pCi/g	U,G	No
FE21-10BB	Tier II	10/22/08	DC	SA	Am-241	0.04	0.11	0.18	pCi/g	U,G	No
FH15-13BB	Tier II	12/10/08	FB	SA	Am-241	-13	14	24	pCi/L	U	No
FH15-13BB	Tier II	12/10/08	FW	SA	Am-241	0	13	22	pCi/L	U	No
PAD34C	Tier II	10/28/08	FW	SA	Am-241	-5.06	17.5	28.8	pCi/L	U	No
PAD34C	Tier II	10/28/08	FW	SA	Am-241	-19.8	18	24.8	pCi/L	U	No
PAD34C	Tier II	10/28/08	FW	SA	Am-241	-13.4	26.6	44.5	pCi/L	U	No
SP22-13	Tier II	11/18/08	PW	SA	Am-241	5.51	7.27	12.6	pCi/L	U	No
SP22-13	Tier II	11/18/08	PW	FD	Am-241	3.6	4.11	6.84	pCi/L	U	No
SP411-13	Tier II	11/18/08	PW	SA	Am-241	0.245	14.9	25.6	pCi/L	U	No
SP531-13	Tier II	11/18/08	PW	SA	Am-241	3.13	14.7	25.5	pCi/L	U	No
PAD26N	Tier I or II	11/07/08	DC	SA	Ba-133	0	0.023	0.038	pCi/g	UU	No
PAD36L	Tier I or II	10/16/08	FW	SA	Ba-133	1.34	4.16	6.05	pCi/L	U	No
PAD36L	Tier I or II	10/16/08	FW	SA	Ba-133	0.569	4.05	6.02	pCi/L	U	No
PAD36L	Tier I or II	10/23/08	FB	SA	Ba-133	0.164	2.9	4.45	pCi/L	U	No
PAD36L	Tier I or II	10/24/08	FW	SA	Ba-133	-0.587	3.41	5.58	pCi/L	U	No
PAD36L	Tier I or II	10/24/08	FW	SA	Ba-133	-2.63	4.27	5.98	pCi/L	U	No
PAD36L	Tier I or II	11/07/08	FW	SA	Ba-133	0	3.7	6.2	pCi/L	U	No
PAD36L	Tier I or II	11/07/08	FB	SA	Ba-133	0.8	3.3	5.4	pCi/L	U	No
PAD36L	Tier I or II	11/14/08	FB	SA	Ba-133	6.2	5	8	pCi/L	UU	No
BM26-33B	Tier I	10/15/08	DM	SA	Ba-133	0.00978	0.0508	0.0767	pCi/g	U	No
BM26-33B	Tier I	10/21/08	DC	SA	Ba-133	0.0112	0.0388	0.061	pCi/g	U	No
BM26-33B	Tier I	10/21/08	DC	SA	Ba-133	0.00121	0.0393	0.0582	pCi/g	U	No

Table 2
Summary of Radiological Analyses

Well Number	Well Type	Sample Date	Medium	Sample Type	Parameter	Activity or Concentration	Counting Error	Reporting Limit	Units	Flag	Detected ?
BM26-33B	Tier I	10/21/08	DC	SA	Ba-133	0.0334	0.0357	0.0585	pCi/g	U	No
BM26-33D	Tier I	10/23/08	DM	SA	Ba-133	0.00807	0.0484	0.0712	pCi/g	U	No
BM26-33D	Tier I	10/31/08	DC	SA	Ba-133	-0.0313	0.0378	0.0523	pCi/g	U	No
BM26-33D	Tier I	10/31/08	DC	SA	Ba-133	-0.0157	0.0401	0.0567	pCi/g	U	No
BM26-33D	Tier I	10/31/08	DC	SA	Ba-133	-0.011	0.0396	0.0577	pCi/g	U	No
BM26-34A	Tier I	10/01/08	DM	SA	Ba-133	0.0494	0.0533	0.0855	pCi/g	U	No
BM26-34A	Tier I	10/08/08	DC	SA	Ba-133	0.0171	0.0568	0.0867	pCi/g	U	No
BM26-34A	Tier I	10/09/08	DC	SA	Ba-133	-0.036	0.0595	0.0824	pCi/g	U	No
BM26-34A	Tier I	10/09/08	DC	SA	Ba-133	0.0632	0.0418	0.0713	pCi/g	U	No
BM26-34B	Tier I	11/17/08	DM	SA	Ba-133	0.0201	0.0411	0.0637	pCi/g	U	No
BM26-34C	Tier I	12/22/08	DM	SA	Ba-133	-0.0306	0.0493	0.0664	pCi/g	U	No
BM26-34C	Tier I	12/30/08	MS	SA	Ba-133	0.024	0.0639	0.0965	pCi/g	U	No
BM36-13B	Tier I	12/09/08	PW	SA	Ba-133	-0.0253	3.46	5.08	pCi/L	U	No
BM26-34D	Tier II	12/09/08	MS	SA	Ba-133	0.033	0.0519	0.0825	pCi/g	U	No
BM34-11A	Tier II	10/01/08	PW	SA	Ba-133	-2.85	2.47	3.63	pCi/L	U	No
BM34-12B	Tier II	10/01/08	PW	SA	Ba-133	-3.57	3.29	5.08	pCi/L	U	No
BM34-21A	Tier II	10/01/08	PW	SA	Ba-133	1.16	2.85	4.29	pCi/L	U	No
BM34-4	Tier II	10/23/08	PW	SA	Ba-133	3.41	2.99	4.88	pCi/L	U	No
BM36-13D	Tier II	12/09/08	PW	SA	Ba-133	-2.38	3.83	4.9	pCi/L	U	No
EN-PK21	Tier II	11/03/08	MS	SA	Ba-133	0.01	0.017	0.027	pCi/g	U,G	No
EN-PK21	Tier II	11/03/08	MF	SA	Ba-133	0.014	0.016	0.026	pCi/g	U,G	No
F21-15BB	Tier II	10/13/08	DC	SA	Ba-133	0.005	0.013	0.021	pCi/g	U,G	No
FE21-10	Tier II	10/29/08	DC	SA	Ba-133	0.014	0.015	0.024	pCi/g	U,G	No
FE21-10BB	Tier II	10/22/08	DC	SA	Ba-133	0.016	0.015	0.024	pCi/g	U,G	No
FH15-13BB	Tier II	12/10/08	FB	SA	Ba-133	-1.7	3.4	5.8	pCi/L	U	No
FH15-13BB	Tier II	12/10/08	FW	SA	Ba-133	1.2	3.3	5.6	pCi/L	U	No
PAD34C	Tier II	10/28/08	FW	SA	Ba-133	2.13	3.8	5.79	pCi/L	U	No
PAD34C	Tier II	10/28/08	FW	SA	Ba-133	-1.96	3.65	5.35	pCi/L	U	No
PAD34C	Tier II	10/28/08	FW	SA	Ba-133	0.957	4.55	6.81	pCi/L	U	No

**Table 2
Summary of Radiological Analyses**

Well Number	Well Type	Sample Date	Medium	Sample Type	Parameter	Activity or Concentration	Counting Error	Reporting Limit	Units	Flag	Detected ?
SP22-13	Tier II	11/18/08	PW	SA	Ba-133	0.385	2.94	4.34	pCi/L	U	No
SP22-13	Tier II	11/18/08	PW	FD	Ba-133	0.543	2.96	4.45	pCi/L	U	No
SP411-13	Tier II	11/18/08	PW	SA	Ba-133	-0.74	3.4	4.9	pCi/L	U	No
SP531-13	Tier II	11/18/08	PW	SA	Ba-133	-0.0113	3.78	5.27	pCi/L	U	No
PAD26N	Tier I or II	11/07/08	DC	SA	Ba-140	0.004	0.084	0.141	pCi/g	U,G	No
PAD36L	Tier I or II	10/16/08	FW	SA	Ba-140	-2.88	27.8	47	pCi/L	U	No
PAD36L	Tier I or II	10/16/08	FW	SA	Ba-140	11.7	28.6	47.3	pCi/L	U	No
PAD36L	Tier I or II	10/23/08	FB	SA	Ba-140	-2.26	22.8	37.9	pCi/L	U	No
PAD36L	Tier I or II	10/24/08	FW	SA	Ba-140	-1.35	22.4	37.9	pCi/L	U	No
PAD36L	Tier I or II	10/24/08	FW	SA	Ba-140	10.1	27.9	48.7	pCi/L	U	No
PAD36L	Tier I or II	11/07/08	FW	SA	Ba-140	3	11	22	pCi/L	U	No
PAD36L	Tier I or II	11/07/08	FB	SA	Ba-140	2	11	19	pCi/L	U	No
PAD36L	Tier I or II	11/14/08	FB	SA	Ba-140	16	18	30	pCi/L	U	No
BM26-33B	Tier I	10/15/08	DM	SA	Ba-140	-0.235	0.453	0.699	pCi/g	U	No
BM26-33B	Tier I	10/21/08	DC	SA	Ba-140	-0.21	0.387	0.645	pCi/g	U	No
BM26-33B	Tier I	10/21/08	DC	SA	Ba-140	-0.277	0.315	0.475	pCi/g	U	No
BM26-33B	Tier I	10/21/08	DC	SA	Ba-140	-0.08	0.38	0.644	pCi/g	U	No
BM26-33D	Tier I	10/23/08	DM	SA	Ba-140	-0.166	0.384	0.63	pCi/g	U	No
BM26-33D	Tier I	10/31/08	DC	SA	Ba-140	-0.0297	0.228	0.398	pCi/g	U	No
BM26-33D	Tier I	10/31/08	DC	SA	Ba-140	-0.0247	0.267	0.459	pCi/g	U	No
BM26-33D	Tier I	10/31/08	DC	SA	Ba-140	-0.0132	0.231	0.4	pCi/g	U	No
BM26-34A	Tier I	10/01/08	DM	SA	Ba-140	-0.222	0.361	0.563	pCi/g	U	No
BM26-34A	Tier I	10/08/08	DC	SA	Ba-140	-0.483	0.634	0.922	pCi/g	U	No
BM26-34A	Tier I	10/09/08	DC	SA	Ba-140	-0.219	0.404	0.673	pCi/g	U	No
BM26-34A	Tier I	10/09/08	DC	SA	Ba-140	0.132	0.556	0.935	pCi/g	U	No
BM26-34B	Tier I	11/17/08	DM	SA	Ba-140	0.172	0.286	0.506	pCi/g	U	No
BM26-34C	Tier I	12/22/08	DM	SA	Ba-140	0.134	0.29	0.494	pCi/g	U	No
BM26-34C	Tier I	12/30/08	MS	SA	Ba-140	0.145	0.337	0.568	pCi/g	U	No
BM36-13B	Tier I	12/09/08	PW	SA	Ba-140	-4.12	15.6	26.2	pCi/L	U	No

**Table 2
Summary of Radiological Analyses**

Well Number	Well Type	Sample Date	Medium	Sample Type	Parameter	Activity or Concentration	Counting Error	Reporting Limit	Units	Flag	Detected ?
BM26-34D	Tier II	12/09/08	MS	SA	Ba-140	-0.0283	0.287	0.484	pCi/g	U	No
BM34-11A	Tier II	10/01/08	PW	SA	Ba-140	2.25	14.3	24.6	pCi/L	U	No
BM34-12B	Tier II	10/01/08	PW	SA	Ba-140	-22.8	19.6	27.9	pCi/L	U	No
BM34-21A	Tier II	10/01/08	PW	SA	Ba-140	14	14.2	25.2	pCi/L	U	No
BM34-4	Tier II	10/23/08	PW	SA	Ba-140	22.7	25.5	43.3	pCi/L	U	No
BM36-13D	Tier II	12/09/08	PW	SA	Ba-140	-8.58	17	27.7	pCi/L	U	No
EN-PK21	Tier II	11/03/08	MS	SA	Ba-140	-0.027	0.062	0.106	pCi/g	U,G	No
EN-PK21	Tier II	11/03/08	MF	SA	Ba-140	0.004	0.057	0.096	pCi/g	U,G	No
F21-15BB	Tier II	10/13/08	DC	SA	Ba-140	0	0.1	0.17	pCi/g	U,G	No
FE21-10	Tier II	10/29/08	DC	SA	Ba-140	-0.024	0.056	0.096	pCi/g	U,G	No
FE21-10BB	Tier II	10/22/08	DC	SA	Ba-140	0.017	0.056	0.094	pCi/g	U,G	No
FH15-13BB	Tier II	12/10/08	FB	SA	Ba-140	7	11	18	pCi/L	U	No
FH15-13BB	Tier II	12/10/08	FW	SA	Ba-140	4.3	10	18.1	pCi/L	U	No
PAD34C	Tier II	10/28/08	FW	SA	Ba-140	-12.3	24.9	41	pCi/L	U	No
PAD34C	Tier II	10/28/08	FW	SA	Ba-140	-4.91	22.6	37.3	pCi/L	U	No
PAD34C	Tier II	10/28/08	FW	SA	Ba-140	-7.67	28.4	45.6	pCi/L	U	No
SP22-13	Tier II	11/18/08	PW	SA	Ba-140	-11.2	21.5	34.7	pCi/L	U	No
SP22-13	Tier II	11/18/08	PW	FD	Ba-140	16.4	26.1	46	pCi/L	U	No
SP411-13	Tier II	11/18/08	PW	SA	Ba-140	-7.83	25.5	42.7	pCi/L	U	No
SP531-13	Tier II	11/18/08	PW	SA	Ba-140	17.6	26	46.2	pCi/L	U	No
PAD26N	Tier I or II	11/07/08	DC	SA	Be-7	-0.09	0.16	0.27	pCi/g	U,G	No
PAD36L	Tier I or II	10/16/08	FW	SA	Be-7	-8.64	27.1	45.7	pCi/L	U	No
PAD36L	Tier I or II	10/16/08	FW	SA	Be-7	2.44	28	46.4	pCi/L	U	No
PAD36L	Tier I or II	10/23/08	FB	SA	Be-7	-3.2	19.3	32.2	pCi/L	U	No
PAD36L	Tier I or II	10/24/08	FW	SA	Be-7	3.55	25.4	43.9	pCi/L	U	No
PAD36L	Tier I or II	10/24/08	FW	SA	Be-7	13.1	29.4	49.6	pCi/L	U	No
PAD36L	Tier I or II	11/07/08	FW	SA	Be-7	-28	25	44	pCi/L	U	No
PAD36L	Tier I or II	11/07/08	FB	SA	Be-7	-21	23	39	pCi/L	U	No
PAD36L	Tier I or II	11/14/08	FB	SA	Be-7	-26	29	53	pCi/L	UU	No

**Table 2
Summary of Radiological Analyses**

Well Number	Well Type	Sample Date	Medium	Sample Type	Parameter	Activity or Concentration	Counting Error	Reporting Limit	Units	Flag	Detected ?
BM26-33B	Tier I	10/15/08	DM	SA	Be-7	-0.386	0.434	0.673	pCi/g	U	No
BM26-33B	Tier I	10/21/08	DC	SA	Be-7	-0.0691	0.325	0.54	pCi/g	U	No
BM26-33B	Tier I	10/21/08	DC	SA	Be-7	-0.199	0.284	0.465	pCi/g	U	No
BM26-33B	Tier I	10/21/08	DC	SA	Be-7	0.276	0.297	0.533	pCi/g	U	No
BM26-33D	Tier I	10/23/08	DM	SA	Be-7	-0.41	0.402	0.6	pCi/g	U	No
BM26-33D	Tier I	10/31/08	DC	SA	Be-7	0.002	0.231	0.412	pCi/g	U	No
BM26-33D	Tier I	10/31/08	DC	SA	Be-7	-0.164	0.25	0.414	pCi/g	U	No
BM26-33D	Tier I	10/31/08	DC	SA	Be-7	0.253	0.274	0.491	pCi/g	U	No
BM26-34A	Tier I	10/01/08	DM	SA	Be-7	-0.196	0.378	0.589	pCi/g	U	No
BM26-34A	Tier I	10/08/08	DC	SA	Be-7	-0.0142	0.416	0.682	pCi/g	U	No
BM26-34A	Tier I	10/09/08	DC	SA	Be-7	-0.183	0.462	0.745	pCi/g	U	No
BM26-34A	Tier I	10/09/08	DC	SA	Be-7	0.081	0.337	0.58	pCi/g	U	No
BM26-34B	Tier I	11/17/08	DM	SA	Be-7	-0.215	0.348	0.538	pCi/g	U	No
BM26-34C	Tier I	12/22/08	DM	SA	Be-7	0.132	0.306	0.508	pCi/g	U	No
BM26-34C	Tier I	12/30/08	MS	SA	Be-7	0.205	0.432	0.74	pCi/g	U	No
BM36-13B	Tier I	12/09/08	PW	SA	Be-7	-4.46	21.9	35.3	pCi/L	U	No
BM26-34D	Tier II	12/09/08	MS	SA	Be-7	0.374	0.352	0.649	pCi/g	U	No
BM34-11A	Tier II	10/01/08	PW	SA	Be-7	0.236	17.9	30.6	pCi/L	U	No
BM34-12B	Tier II	10/01/08	PW	SA	Be-7	1.93	22.6	37.3	pCi/L	U	No
BM34-21A	Tier II	10/01/08	PW	SA	Be-7	7.2	18.6	32.8	pCi/L	U	No
BM34-4	Tier II	10/23/08	PW	SA	Be-7	6.49	24.4	41.2	pCi/L	U	No
BM36-13D	Tier II	12/09/08	PW	SA	Be-7	-10.2	22.9	36.2	pCi/L	U	No
EN-PK21	Tier II	11/03/08	MS	SA	Be-7	0	0.11	0.19	pCi/g	U,G	No
EN-PK21	Tier II	11/03/08	MF	SA	Be-7	-0.04	0.11	0.19	pCi/g	U,G	No
F21-15BB	Tier II	10/13/08	DC	SA	Be-7	-0.062	0.088	0.151	pCi/g	U,G	No
FE21-10	Tier II	10/29/08	DC	SA	Be-7	0.03	0.1	0.17	pCi/g	U,G	No
FE21-10BB	Tier II	10/22/08	DC	SA	Be-7	-0.1	0.1	0.17	pCi/g	U,G	No
FH15-13BB	Tier II	12/10/08	FB	SA	Be-7	11	22	36	pCi/L	U	No
FH15-13BB	Tier II	12/10/08	FW	SA	Be-7	-3	21	36	pCi/L	U	No

Table 2
Summary of Radiological Analyses

Well Number	Well Type	Sample Date	Medium	Sample Type	Parameter	Activity or Concentration	Counting Error	Reporting Limit	Units	Flag	Detected ?
PAD34C	Tier II	10/28/08	FW	SA	Be-7	-1.61	26.7	43.6	pCi/L	U	No
PAD34C	Tier II	10/28/08	FW	SA	Be-7	-26.8	25.7	40.5	pCi/L	U	No
PAD34C	Tier II	10/28/08	FW	SA	Be-7	12	31.3	52.8	pCi/L	U	No
SP22-13	Tier II	11/18/08	PW	SA	Be-7	-6.63	21.6	34.4	pCi/L	U	No
SP22-13	Tier II	11/18/08	PW	FD	Be-7	6.72	21.5	36.3	pCi/L	U	No
SP411-13	Tier II	11/18/08	PW	SA	Be-7	-2.36	24.4	39.8	pCi/L	U	No
SP531-13	Tier II	11/18/08	PW	SA	Be-7	-3.15	25.1	40.8	pCi/L	U	No
PAD36L	Tier I or II	10/16/08	FW	SA	Bi-212	0.087	24.8	41.4	pCi/L	U	No
PAD36L	Tier I or II	10/16/08	FW	SA	Bi-212	9.14	23.9	38.6	pCi/L	U	No
PAD36L	Tier I or II	10/23/08	FB	SA	Bi-212	3.56	17.4	29	pCi/L	U	No
PAD36L	Tier I or II	10/24/08	FW	SA	Bi-212	1.68	20.1	33.8	pCi/L	U	No
PAD36L	Tier I or II	10/24/08	FW	SA	Bi-212	19.4	24.2	42.8	pCi/L	U	No
PAD36L	Tier I or II	11/07/08	FW	SA	Bi-212	28	52	86	pCi/L	U	No
PAD36L	Tier I or II	11/07/08	FB	SA	Bi-212	-7	45	76	pCi/L	U	No
PAD36L	Tier I or II	11/14/08	FB	SA	Bi-212	40	63	106	pCi/L	U	No
BM26-33B	Tier I	10/21/08	DC	SA	Bi-212	0.383	0.318	0.551	pCi/g	U	No
BM26-34A	Tier I	10/08/08	DC	SA	Bi-212	0.427	0.399	0.724	pCi/g	U	No
BM26-34A	Tier I	10/09/08	DC	SA	Bi-212	0.713	0.419	0.725	pCi/g	U	No
BM26-34B	Tier I	11/17/08	DM	SA	Bi-212	0.567	0.575	0.717	pCi/g	U	No
BM26-34C	Tier I	12/30/08	MS	SA	Bi-212	0.671	0.481	0.799	pCi/g	UJ	No
BM36-13B	Tier I	12/09/08	PW	SA	Bi-212	25.5	17	32.3	pCi/L	U	No
BM34-11A	Tier II	10/01/08	PW	SA	Bi-212	1.11	13.7	23	pCi/L	U	No
BM34-12B	Tier II	10/01/08	PW	SA	Bi-212	-0.816	20.9	30.1	pCi/L	U	No
BM34-21A	Tier II	10/01/08	PW	SA	Bi-212	-10.9	17.2	23	pCi/L	U	No
BM34-4	Tier II	10/23/08	PW	SA	Bi-212	2.11	20	31.5	pCi/L	U	No
BM36-13D	Tier II	12/09/08	PW	SA	Bi-212	11.7	20.8	32.6	pCi/L	U	No
FH15-13BB	Tier II	12/10/08	FB	SA	Bi-212	46	41	67	pCi/L	U	No
FH15-13BB	Tier II	12/10/08	FW	SA	Bi-212	50	42	68	pCi/L	U	No
PAD34C	Tier II	10/28/08	FW	SA	Bi-212	-5.32	26.6	40.6	pCi/L	U	No

**Table 2
Summary of Radiological Analyses**

Well Number	Well Type	Sample Date	Medium	Sample Type	Parameter	Activity or Concentration	Counting Error	Reporting Limit	Units	Flag	Detected ?
PAD34C	Tier II	10/28/08	FW	SA	Bi-212	-14.3	22.7	35.3	pCi/L	U	No
PAD34C	Tier II	10/28/08	FW	SA	Bi-212	-0.00603	27.5	44.7	pCi/L	U	No
SP22-13	Tier II	11/18/08	PW	SA	Bi-212	16	15.4	28.3	pCi/L	U	No
SP22-13	Tier II	11/18/08	PW	FD	Bi-212	4.91	18.3	31.4	pCi/L	U	No
SP411-13	Tier II	11/18/08	PW	SA	Bi-212	4.22	16.4	28.3	pCi/L	U	No
SP531-13	Tier II	11/18/08	PW	SA	Bi-212	4.69	19.7	33.9	pCi/L	U	No
PAD36L	Tier I or II	10/24/08	FW	SA	Bi-214	-2.97	5.89	8.51	pCi/L	U	No
PAD36L	Tier I or II	11/07/08	FW	SA	Bi-214	0	14	23	pCi/L	UJ	No
PAD36L	Tier I or II	11/07/08	FB	SA	Bi-214	3	14	23	pCi/L	UJ	No
PAD36L	Tier I or II	11/14/08	FB	SA	Bi-214	5	14	24	pCi/L	UJ	No
BM36-13B	Tier I	12/09/08	PW	SA	Bi-214	2.36	6.45	9.2	pCi/L	U	No
BM34-11A	Tier II	10/01/08	PW	SA	Bi-214	-0.381	4.76	7.07	pCi/L	U	No
BM34-21A	Tier II	10/01/08	PW	SA	Bi-214	0.301	4.77	7.44	pCi/L	U	No
BM34-4	Tier II	10/23/08	PW	SA	Bi-214	10.5	9.64	11.8	pCi/L	U	No
BM36-13D	Tier II	12/09/08	PW	SA	Bi-214	8.28	8.21	10.6	pCi/L	U	No
FH15-13BB	Tier II	12/10/08	FB	SA	Bi-214	-2	15	24	pCi/L	UJ	No
FH15-13BB	Tier II	12/10/08	FW	SA	Bi-214	1	14	24	pCi/L	UJ	No
PAD26N	Tier I or II	11/07/08	DC	SA	Ce-139	-0.005	0.014	0.024	pCi/g	U,G	No
PAD36L	Tier I or II	10/16/08	FW	SA	Ce-139	-0.496	2.67	4.49	pCi/L	U	No
PAD36L	Tier I or II	10/16/08	FW	SA	Ce-139	2.05	2.76	4.59	pCi/L	U	No
PAD36L	Tier I or II	10/23/08	FB	SA	Ce-139	-0.654	2.15	3.57	pCi/L	U	No
PAD36L	Tier I or II	10/24/08	FW	SA	Ce-139	0.892	2.31	4.03	pCi/L	U	No
PAD36L	Tier I or II	10/24/08	FW	SA	Ce-139	-1.47	2.83	4.53	pCi/L	U	No
PAD36L	Tier I or II	11/07/08	FW	SA	Ce-139	-0.1	1.7	2.8	pCi/L	U	No
PAD36L	Tier I or II	11/07/08	FB	SA	Ce-139	-0.7	1.7	2.9	pCi/L	U	No
PAD36L	Tier I or II	11/14/08	FB	SA	Ce-139	0.4	2.2	3.8	pCi/L	U	No
BM26-33B	Tier I	10/15/08	DM	SA	Ce-139	0.00957	0.034	0.0569	pCi/g	U	No
BM26-33B	Tier I	10/21/08	DC	SA	Ce-139	0.0117	0.0265	0.0466	pCi/g	U	No
BM26-33B	Tier I	10/21/08	DC	SA	Ce-139	-0.0117	0.0245	0.0424	pCi/g	U	No

**Table 2
Summary of Radiological Analyses**

Well Number	Well Type	Sample Date	Medium	Sample Type	Parameter	Activity or Concentration	Counting Error	Reporting Limit	Units	Flag	Detected ?
BM26-33B	Tier I	10/21/08	DC	SA	Ce-139	-0.00505	0.0242	0.0414	pCi/g	U	No
BM26-33D	Tier I	10/23/08	DM	SA	Ce-139	0.000645	0.0319	0.0546	pCi/g	U	No
BM26-33D	Tier I	10/31/08	DC	SA	Ce-139	0.0135	0.0214	0.0405	pCi/g	U	No
BM26-33D	Tier I	10/31/08	DC	SA	Ce-139	-0.0174	0.0199	0.0319	pCi/g	U	No
BM26-33D	Tier I	10/31/08	DC	SA	Ce-139	-0.00702	0.0224	0.0389	pCi/g	U	No
BM26-34A	Tier I	10/01/08	DM	SA	Ce-139	0.0157	0.0368	0.0637	pCi/g	U	No
BM26-34A	Tier I	10/08/08	DC	SA	Ce-139	-0.00512	0.0291	0.048	pCi/g	U	No
BM26-34A	Tier I	10/09/08	DC	SA	Ce-139	0.00219	0.0282	0.0486	pCi/g	U	No
BM26-34A	Tier I	10/09/08	DC	SA	Ce-139	0.00781	0.0355	0.0602	pCi/g	U	No
BM26-34B	Tier I	11/17/08	DM	SA	Ce-139	0.00239	0.0248	0.0415	pCi/g	U	No
BM26-34C	Tier I	12/22/08	DM	SA	Ce-139	-0.0268	0.0308	0.0483	pCi/g	U	No
BM26-34C	Tier I	12/30/08	MS	SA	Ce-139	0.0198	0.0392	0.0665	pCi/g	U	No
BM36-13B	Tier I	12/09/08	PW	SA	Ce-139	-2.84	2.35	3.61	pCi/L	U	No
BM26-34D	Tier II	12/09/08	MS	SA	Ce-139	-0.00531	0.0285	0.0513	pCi/g	U	No
BM34-11A	Tier II	10/01/08	PW	SA	Ce-139	1.35	1.73	3.04	pCi/L	U	No
BM34-12B	Tier II	10/01/08	PW	SA	Ce-139	0.467	2.38	3.93	pCi/L	U	No
BM34-21A	Tier II	10/01/08	PW	SA	Ce-139	-0.307	1.82	3.11	pCi/L	U	No
BM34-4	Tier II	10/23/08	PW	SA	Ce-139	1.49	2.45	4.11	pCi/L	U	No
BM36-13D	Tier II	12/09/08	PW	SA	Ce-139	-2.08	2.43	3.78	pCi/L	U	No
EN-PK21	Tier II	11/03/08	MS	SA	Ce-139	-0.0081	0.0095	0.0162	pCi/g	U,G	No
EN-PK21	Tier II	11/03/08	MF	SA	Ce-139	0.001	0.011	0.018	pCi/g	U,G	No
F21-15BB	Tier II	10/13/08	DC	SA	Ce-139	0.0131	0.0086	0.014	pCi/g	UU	No
FE21-10	Tier II	10/29/08	DC	SA	Ce-139	0.006	0.014	0.023	pCi/g	U,G	No
FE21-10BB	Tier II	10/22/08	DC	SA	Ce-139	-0.008	0.0099	0.017	pCi/g	U,G	No
FH15-13BB	Tier II	12/10/08	FB	SA	Ce-139	-1.7	1.6	2.8	pCi/L	U	No
FH15-13BB	Tier II	12/10/08	FW	SA	Ce-139	-1.3	2.6	4.4	pCi/L	U	No
PAD34C	Tier II	10/28/08	FW	SA	Ce-139	-0.164	2.63	4.54	pCi/L	U	No
PAD34C	Tier II	10/28/08	FW	SA	Ce-139	-0.375	2.42	4.07	pCi/L	U	No
PAD34C	Tier II	10/28/08	FW	SA	Ce-139	0.808	3.16	5.2	pCi/L	U	No

**Table 2
Summary of Radiological Analyses**

Well Number	Well Type	Sample Date	Medium	Sample Type	Parameter	Activity or Concentration	Counting Error	Reporting Limit	Units	Flag	Detected ?
SP22-13	Tier II	11/18/08	PW	SA	Ce-139	-1.54	1.89	3.16	pCi/L	U	No
SP22-13	Tier II	11/18/08	PW	FD	Ce-139	-0.579	1.91	3.12	pCi/L	U	No
SP411-13	Tier II	11/18/08	PW	SA	Ce-139	-0.589	2.48	4	pCi/L	U	No
SP531-13	Tier II	11/18/08	PW	SA	Ce-139	1.04	2.52	4.19	pCi/L	U	No
PAD26N	Tier I or II	11/07/08	DC	SA	Ce-141	0.01	0.16	0.04	pCi/g	U,G	No
PAD36L	Tier I or II	10/16/08	FW	SA	Ce-141	4.93	6.47	11.2	pCi/L	U	No
PAD36L	Tier I or II	10/16/08	FW	SA	Ce-141	-1.7	7.01	10.5	pCi/L	U	No
PAD36L	Tier I or II	10/23/08	FB	SA	Ce-141	-1.95	4.74	7.91	pCi/L	U	No
PAD36L	Tier I or II	10/24/08	FW	SA	Ce-141	2.09	5.29	9.3	pCi/L	U	No
PAD36L	Tier I or II	10/24/08	FW	SA	Ce-141	-11	7.52	11.1	pCi/L	U	No
PAD36L	Tier I or II	11/07/08	FW	SA	Ce-141	-0.8	2.9	4.9	pCi/L	U	No
PAD36L	Tier I or II	11/07/08	FB	SA	Ce-141	0.8	3.1	5.2	pCi/L	U	No
PAD36L	Tier I or II	11/14/08	FB	SA	Ce-141	-3.4	3.9	6.9	pCi/L	U	No
BM26-33B	Tier I	10/15/08	DM	SA	Ce-141	-0.0244	0.083	0.136	pCi/g	U	No
BM26-33B	Tier I	10/21/08	DC	SA	Ce-141	-0.0251	0.0657	0.112	pCi/g	U	No
BM26-33B	Tier I	10/21/08	DC	SA	Ce-141	-0.0654	0.062	0.103	pCi/g	U	No
BM26-33B	Tier I	10/21/08	DC	SA	Ce-141	0.0139	0.0622	0.105	pCi/g	U	No
BM26-33D	Tier I	10/31/08	DC	SA	Ce-141	0.0189	0.0496	0.0934	pCi/g	U	No
BM26-33D	Tier I	10/31/08	DC	SA	Ce-141	-0.00622	0.0459	0.0782	pCi/g	U	No
BM26-33D	Tier I	10/31/08	DC	SA	Ce-141	0.0266	0.0512	0.0932	pCi/g	U	No
BM26-34A	Tier I	10/01/08	DM	SA	Ce-141	0.0531	0.089	0.156	pCi/g	U	No
BM26-34A	Tier I	10/08/08	DC	SA	Ce-141	0.054	0.0767	0.134	pCi/g	U	No
BM26-34A	Tier I	10/09/08	DC	SA	Ce-141	-0.0305	0.0722	0.123	pCi/g	U	No
BM26-34A	Tier I	10/09/08	DC	SA	Ce-141	0.0684	0.0892	0.156	pCi/g	U	No
BM26-34B	Tier I	11/17/08	DM	SA	Ce-141	0.0643	0.0718	0.0893	pCi/g	U	No
BM26-34C	Tier I	12/22/08	DM	SA	Ce-141	0.0242	0.0684	0.114	pCi/g	U	No
BM26-34C	Tier I	12/30/08	MS	SA	Ce-141	-0.00478	0.0742	0.124	pCi/g	U	No
BM36-13B	Tier I	12/09/08	PW	SA	Ce-141	-3.85	4.93	7.82	pCi/L	U	No
BM26-34D	Tier II	12/09/08	MS	SA	Ce-141	0.0334	0.0631	0.111	pCi/g	U	No

**Table 2
Summary of Radiological Analyses**

Well Number	Well Type	Sample Date	Medium	Sample Type	Parameter	Activity or Concentration	Counting Error	Reporting Limit	Units	Flag	Detected ?
BM34-11A	Tier II	10/01/08	PW	SA	Ce-141	0.979	3.71	6.38	pCi/L	U	No
BM34-12B	Tier II	10/01/08	PW	SA	Ce-141	3.34	5.12	8.67	pCi/L	U	No
BM34-21A	Tier II	10/01/08	PW	SA	Ce-141	-2.31	4.51	7.21	pCi/L	U	No
BM34-4	Tier II	10/23/08	PW	SA	Ce-141	-5.01	6.61	9.51	pCi/L	U	No
BM36-13D	Tier II	12/09/08	PW	SA	Ce-141	0.734	4.93	8.16	pCi/L	U	No
EN-PK21	Tier II	11/03/08	MS	SA	Ce-141	-0.011	0.027	0.044	pCi/g	U,G	No
EN-PK21	Tier II	11/03/08	MF	SA	Ce-141	0.008	0.02	0.032	pCi/g	U,G	No
F21-15BB	Tier II	10/13/08	DC	SA	Ce-141	-0.001	0.023	0.039	pCi/g	U,G	No
FE21-10	Tier II	10/29/08	DC	SA	Ce-141	-0.007	0.015	0.026	pCi/g	U,G	No
FE21-10BB	Tier II	10/22/08	DC	SA	Ce-141	0.005	0.016	0.026	pCi/g	U,G	No
FH15-13BB	Tier II	12/10/08	FB	SA	Ce-141	-2.3	2.9	4.9	pCi/L	U	No
FH15-13BB	Tier II	12/10/08	FW	SA	Ce-141	-0.5	2.7	4.7	pCi/L	U	No
PAD34C	Tier II	10/28/08	FW	SA	Ce-141	0.861	6.82	10.5	pCi/L	U	No
PAD34C	Tier II	10/28/08	FW	SA	Ce-141	4.32	5.59	9.77	pCi/L	U	No
PAD34C	Tier II	10/28/08	FW	SA	Ce-141	-1.83	7.77	12	pCi/L	U	No
SP22-13	Tier II	11/18/08	PW	SA	Ce-141	0.537	5.05	8.24	pCi/L	U	No
SP22-13	Tier II	11/18/08	PW	FD	Ce-141	-6.81	5.34	7.43	pCi/L	U	No
SP411-13	Tier II	11/18/08	PW	SA	Ce-141	-0.868	5.93	9.7	pCi/L	U	No
SP531-13	Tier II	11/18/08	PW	SA	Ce-141	-3.13	6.02	9.65	pCi/L	U	No
PAD26N	Tier I or II	11/07/08	DC	SA	Ce-144	-0.07	0.11	0.18	pCi/g	U,G	No
PAD36L	Tier I or II	10/16/08	FW	SA	Ce-144	-2.99	19.2	32.5	pCi/L	U	No
PAD36L	Tier I or II	10/16/08	FW	SA	Ce-144	0.764	18.9	31.2	pCi/L	U	No
PAD36L	Tier I or II	10/23/08	FB	SA	Ce-144	7.25	14.7	25.6	pCi/L	U	No
PAD36L	Tier I or II	10/24/08	FW	SA	Ce-144	2.99	17.4	28.4	pCi/L	U	No
PAD36L	Tier I or II	10/24/08	FW	SA	Ce-144	15.3	19.6	33.2	pCi/L	U	No
PAD36L	Tier I or II	11/07/08	FW	SA	Ce-144	3	12	19	pCi/L	U	No
PAD36L	Tier I or II	11/07/08	FB	SA	Ce-144	13	12	20	pCi/L	U	No
PAD36L	Tier I or II	11/14/08	FB	SA	Ce-144	11	16	26	pCi/L	U	No
BM26-33B	Tier I	10/15/08	DM	SA	Ce-144	-0.06	0.262	0.386	pCi/g	U	No

**Table 2
Summary of Radiological Analyses**

Well Number	Well Type	Sample Date	Medium	Sample Type	Parameter	Activity or Concentration	Counting Error	Reporting Limit	Units	Flag	Detected ?
BM26-33B	Tier I	10/21/08	DC	SA	Ce-144	0.051	0.184	0.311	pCi/g	U	No
BM26-33B	Tier I	10/21/08	DC	SA	Ce-144	-0.16	0.176	0.276	pCi/g	U	No
BM26-33B	Tier I	10/21/08	DC	SA	Ce-144	0.101	0.18	0.282	pCi/g	U	No
BM26-33D	Tier I	10/23/08	DM	SA	Ce-144	0.0899	0.228	0.353	pCi/g	U	No
BM26-33D	Tier I	10/31/08	DC	SA	Ce-144	-0.0452	0.165	0.283	pCi/g	U	No
BM26-33D	Tier I	10/31/08	DC	SA	Ce-144	-0.0693	0.14	0.224	pCi/g	U	No
BM26-33D	Tier I	10/31/08	DC	SA	Ce-144	-0.0137	0.179	0.28	pCi/g	U	No
BM26-34A	Tier I	10/01/08	DM	SA	Ce-144	0.0936	0.255	0.444	pCi/g	U	No
BM26-34A	Tier I	10/08/08	DC	SA	Ce-144	0.0448	0.193	0.331	pCi/g	U	No
BM26-34A	Tier I	10/09/08	DC	SA	Ce-144	-0.136	0.241	0.397	pCi/g	U	No
BM26-34A	Tier I	10/09/08	DC	SA	Ce-144	0.0787	0.181	0.322	pCi/g	U	No
BM26-34B	Tier I	11/17/08	DM	SA	Ce-144	0.0149	0.168	0.285	pCi/g	U	No
BM26-34C	Tier I	12/22/08	DM	SA	Ce-144	0.0254	0.201	0.333	pCi/g	U	No
BM26-34C	Tier I	12/30/08	MS	SA	Ce-144	-0.0537	0.27	0.392	pCi/g	U	No
BM36-13B	Tier I	12/09/08	PW	SA	Ce-144	-3.39	16	26.2	pCi/L	U	No
BM26-34D	Tier II	12/09/08	MS	SA	Ce-144	-0.0249	0.218	0.327	pCi/g	U	No
BM34-11A	Tier II	10/01/08	PW	SA	Ce-144	10.2	12.6	21.4	pCi/L	U	No
BM34-12B	Tier II	10/01/08	PW	SA	Ce-144	2.86	16.4	27.4	pCi/L	U	No
BM34-21A	Tier II	10/01/08	PW	SA	Ce-144	5.25	15.7	23.1	pCi/L	U	No
BM34-4	Tier II	10/23/08	PW	SA	Ce-144	5.86	16.5	27.6	pCi/L	U	No
BM36-13D	Tier II	12/09/08	PW	SA	Ce-144	1.62	16.9	28.1	pCi/L	U	No
EN-PK21	Tier II	11/03/08	MS	SA	Ce-144	-0.032	0.065	0.109	pCi/g	U,G	No
EN-PK21	Tier II	11/03/08	MF	SA	Ce-144	-0.018	0.076	0.127	pCi/g	U,G	No
F21-15BB	Tier II	10/13/08	DC	SA	Ce-144	0.061	0.049	0.081	pCi/g	U,G	No
FE21-10	Tier II	10/29/08	DC	SA	Ce-144	0.012	0.064	0.106	pCi/g	U,G	No
FE21-10BB	Tier II	10/22/08	DC	SA	Ce-144	-0.031	0.062	0.105	pCi/g	U,G	No
FH15-13BB	Tier II	12/10/08	FB	SA	Ce-144	-7	11	19	pCi/L	U	No
FH15-13BB	Tier II	12/10/08	FW	SA	Ce-144	-6	11	19	pCi/L	U	No
PAD34C	Tier II	10/28/08	FW	SA	Ce-144	28.8	20.6	34.7	pCi/L	UU	No

**Table 2
Summary of Radiological Analyses**

Well Number	Well Type	Sample Date	Medium	Sample Type	Parameter	Activity or Concentration	Counting Error	Reporting Limit	Units	Flag	Detected ?
PAD34C	Tier II	10/28/08	FW	SA	Ce-144	-18.8	17.2	27.9	pCi/L	UJ	No
PAD34C	Tier II	10/28/08	FW	SA	Ce-144	21.1	22.2	37.5	pCi/L	UJ	No
SP22-13	Tier II	11/18/08	PW	SA	Ce-144	7.37	14.1	23.5	pCi/L	U	No
SP22-13	Tier II	11/18/08	PW	FD	Ce-144	6.43	12.3	21.2	pCi/L	U	No
SP411-13	Tier II	11/18/08	PW	SA	Ce-144	-1.34	16.7	27.5	pCi/L	U	No
SP531-13	Tier II	11/18/08	PW	SA	Ce-144	20.9	17.3	29.8	pCi/L	U	No
PAD36L	Tier I or II	10/16/08	FW	SA	Cl-36	21.1	177	306	pCi/L	U	No
PAD36L	Tier I or II	10/23/08	FB	SA	Cl-36	57.3	125	214	pCi/L	U	No
PAD36L	Tier I or II	10/24/08	FW	SA	Cl-36	38.5	97.1	168	pCi/L	U	No
PAD36L	Tier I or II	10/24/08	FW	SA	Cl-36	150	119	196	pCi/L	U	No
BM26-33D	Tier I	10/23/08	DM	SA	Cl-36	2.38	1.93	3	pCi/g	U	No
BM26-34A	Tier I	10/01/08	DM	SA	Cl-36	5.83	3.84	5.92	pCi/g	U	No
BM26-34B	Tier I	11/17/08	DM	SA	Cl-36	-0.478	1.32	2.81	pCi/g	U	No
BM26-34C	Tier I	12/22/08	DM	SA	Cl-36	-0.0224	1.03	1.81	pCi/g	UJ	No
BM26-34C	Tier I	12/30/08	MS	SA	Cl-36	1.31	0.91	1.48	pCi/g	U	No
BM36-13B	Tier I	12/09/08	PW	SA	Cl-36	152	171	287	pCi/L	UJ	No
BM26-34D	Tier II	12/09/08	MS	SA	Cl-36	1.19	2.18	3.88	pCi/g	U	No
BM34-11A	Tier II	10/01/08	PW	SA	Cl-36	177	122	200	pCi/L	U	No
BM34-12B	Tier II	10/01/08	PW	SA	Cl-36	-60.8	155	273	pCi/L	U	No
BM34-21A	Tier II	10/01/08	PW	SA	Cl-36	520	368	567	pCi/L	U	No
BM34-4	Tier II	10/23/08	PW	SA	Cl-36	131	184	312	pCi/L	U	No
BM36-13D	Tier II	12/09/08	PW	SA	Cl-36	-30.8	90.1	164	pCi/L	UJ	No
FH15-13BB	Tier II	12/10/08	FB	SA	Cl-36	134	94.6	153	pCi/L	U	No
PAD34C	Tier II	10/28/08	FW	SA	Cl-36	115	141	239	pCi/L	U	No
SP22-13	Tier II	11/18/08	PW	SA	Cl-36	84.1	116	197	pCi/L	U	No
SP22-13	Tier II	11/18/08	PW	FD	Cl-36	155	103	166	pCi/L	U	No
SP411-13	Tier II	11/18/08	PW	SA	Cl-36	113	101	167	pCi/L	U	No
SP531-13	Tier II	11/18/08	PW	SA	Cl-36	19.7	106	185	pCi/L	U	No
PAD36L	Tier I or II	10/16/08	FW	SA	Co-56	0.302	3.76	6.26	pCi/L	U	No

**Table 2
Summary of Radiological Analyses**

Well Number	Well Type	Sample Date	Medium	Sample Type	Parameter	Activity or Concentration	Counting Error	Reporting Limit	Units	Flag	Detected ?
PAD36L	Tier I or II	10/16/08	FW	SA	Co-56	-1.12	3.52	5.81	pCi/L	U	No
PAD36L	Tier I or II	10/23/08	FB	SA	Co-56	-0.0446	2.68	4.57	pCi/L	U	No
PAD36L	Tier I or II	10/24/08	FW	SA	Co-56	-1.33	3.15	5.02	pCi/L	U	No
PAD36L	Tier I or II	10/24/08	FW	SA	Co-56	2.81	3.76	6.57	pCi/L	U	No
PAD36L	Tier I or II	11/07/08	FW	SA	Co-56	-2.1	9.5	16.2	pCi/L	U	No
PAD36L	Tier I or II	11/07/08	FB	SA	Co-56	2	7.3	12.3	pCi/L	U	No
PAD36L	Tier I or II	11/14/08	FB	SA	Co-56	-5.5	9.3	16.9	pCi/L	U	No
BM26-33B	Tier I	10/15/08	DM	SA	Co-56	-0.00889	0.0418	0.0685	pCi/g	U	No
BM26-33B	Tier I	10/21/08	DC	SA	Co-56	-0.0136	0.0388	0.0632	pCi/g	U	No
BM26-33B	Tier I	10/21/08	DC	SA	Co-56	-0.0235	0.0368	0.0567	pCi/g	U	No
BM26-33B	Tier I	10/21/08	DC	SA	Co-56	-0.00536	0.0323	0.0553	pCi/g	U	No
BM26-33D	Tier I	10/23/08	DM	SA	Co-56	-0.00665	0.0412	0.0677	pCi/g	U	No
BM26-33D	Tier I	10/31/08	DC	SA	Co-56	0.00274	0.0287	0.049	pCi/g	U	No
BM26-33D	Tier I	10/31/08	DC	SA	Co-56	-0.0424	0.0318	0.0446	pCi/g	U	No
BM26-33D	Tier I	10/31/08	DC	SA	Co-56	-0.00713	0.0359	0.0581	pCi/g	U	No
BM26-34A	Tier I	10/01/08	DM	SA	Co-56	-0.0376	0.0504	0.0794	pCi/g	U	No
BM26-34A	Tier I	10/08/08	DC	SA	Co-56	0.0017	0.0574	0.0951	pCi/g	U	No
BM26-34A	Tier I	10/09/08	DC	SA	Co-56	0.0115	0.0348	0.0611	pCi/g	U	No
BM26-34A	Tier I	10/09/08	DC	SA	Co-56	0.0385	0.0588	0.104	pCi/g	U	No
BM26-34B	Tier I	11/17/08	DM	SA	Co-56	0.0219	0.0417	0.0723	pCi/g	U	No
BM26-34C	Tier I	12/22/08	DM	SA	Co-56	-0.0127	0.0417	0.0684	pCi/g	U	No
BM26-34C	Tier I	12/30/08	MS	SA	Co-56	-0.0376	0.0566	0.0879	pCi/g	U	No
BM36-13B	Tier I	12/09/08	PW	SA	Co-56	0.977	2.46	4.25	pCi/L	U	No
BM26-34D	Tier II	12/09/08	MS	SA	Co-56	-0.00695	0.0502	0.0856	pCi/g	U	No
BM34-11A	Tier II	10/01/08	PW	SA	Co-56	0.282	2.26	3.8	pCi/L	U	No
BM34-12B	Tier II	10/01/08	PW	SA	Co-56	-0.792	2.47	3.94	pCi/L	U	No
BM34-21A	Tier II	10/01/08	PW	SA	Co-56	1.11	2.07	3.62	pCi/L	U	No
BM34-4	Tier II	10/23/08	PW	SA	Co-56	1.24	2.6	4.56	pCi/L	U	No
BM36-13D	Tier II	12/09/08	PW	SA	Co-56	2.18	2.53	4.58	pCi/L	U	No

**Table 2
Summary of Radiological Analyses**

Well Number	Well Type	Sample Date	Medium	Sample Type	Parameter	Activity or Concentration	Counting Error	Reporting Limit	Units	Flag	Detected ?
F21-15BB	Tier II	10/13/08	DC	SA	Co-56	-0.005	0.045	0.074	pCi/g	UJ	No
FH15-13BB	Tier II	12/10/08	FB	SA	Co-56	2	5.1	8.6	pCi/L	U	No
FH15-13BB	Tier II	12/10/08	FW	SA	Co-56	5.1	5.1	8.3	pCi/L	U	No
PAD34C	Tier II	10/28/08	FW	SA	Co-56	0.65	3.14	5.35	pCi/L	U	No
PAD34C	Tier II	10/28/08	FW	SA	Co-56	1.55	3.19	5.63	pCi/L	U	No
PAD34C	Tier II	10/28/08	FW	SA	Co-56	-1.44	4.04	6.62	pCi/L	U	No
SP22-13	Tier II	11/18/08	PW	SA	Co-56	-0.812	2.49	4.01	pCi/L	U	No
SP22-13	Tier II	11/18/08	PW	FD	Co-56	3.23	2.77	5.07	pCi/L	U	No
SP411-13	Tier II	11/18/08	PW	SA	Co-56	-1.99	2.64	4.05	pCi/L	U	No
SP531-13	Tier II	11/18/08	PW	SA	Co-56	0.846	2.75	4.72	pCi/L	U	No
PAD26N	Tier I or II	11/07/08	DC	SA	Co-57	-0.003	0.015	0.024	pCi/g	U,G	No
PAD36L	Tier I or II	10/16/08	FW	SA	Co-57	2.07	2.46	4.28	pCi/L	U	No
PAD36L	Tier I or II	10/16/08	FW	SA	Co-57	0.785	2.43	4.06	pCi/L	U	No
PAD36L	Tier I or II	10/23/08	FB	SA	Co-57	-0.567	1.76	2.98	pCi/L	U	No
PAD36L	Tier I or II	10/24/08	FW	SA	Co-57	0.685	2.16	3.55	pCi/L	U	No
PAD36L	Tier I or II	10/24/08	FW	SA	Co-57	-0.299	2.6	4.3	pCi/L	U	No
PAD36L	Tier I or II	11/07/08	FW	SA	Co-57	-0.4	2.5	4.2	pCi/L	U	No
PAD36L	Tier I or II	11/07/08	FB	SA	Co-57	0.7	1.6	2.7	pCi/L	U	No
PAD36L	Tier I or II	11/14/08	FB	SA	Co-57	0.5	2	3.4	pCi/L	U	No
BM26-33B	Tier I	10/15/08	DM	SA	Co-57	0.00782	0.028	0.0477	pCi/g	U	No
BM26-33B	Tier I	10/21/08	DC	SA	Co-57	-0.013	0.0214	0.0364	pCi/g	U	No
BM26-33B	Tier I	10/21/08	DC	SA	Co-57	-0.00106	0.0196	0.0342	pCi/g	U	No
BM26-33B	Tier I	10/21/08	DC	SA	Co-57	0.0143	0.0214	0.037	pCi/g	U	No
BM26-33D	Tier I	10/23/08	DM	SA	Co-57	0.0184	0.0254	0.0451	pCi/g	U	No
BM26-33D	Tier I	10/31/08	DC	SA	Co-57	0.0152	0.0193	0.035	pCi/g	U	No
BM26-33D	Tier I	10/31/08	DC	SA	Co-57	0.00302	0.0157	0.0271	pCi/g	U	No
BM26-33D	Tier I	10/31/08	DC	SA	Co-57	0.00507	0.0202	0.0342	pCi/g	U	No
BM26-34A	Tier I	10/01/08	DM	SA	Co-57	-0.0117	0.0317	0.0536	pCi/g	U	No
BM26-34A	Tier I	10/08/08	DC	SA	Co-57	0.000328	0.0238	0.0406	pCi/g	U	No

**Table 2
Summary of Radiological Analyses**

Well Number	Well Type	Sample Date	Medium	Sample Type	Parameter	Activity or Concentration	Counting Error	Reporting Limit	Units	Flag	Detected ?
BM26-34A	Tier I	10/09/08	DC	SA	Co-57	-0.00997	0.0273	0.0458	pCi/g	U	No
BM26-34A	Tier I	10/09/08	DC	SA	Co-57	0.0256	0.0223	0.0412	pCi/g	U	No
BM26-34B	Tier I	11/17/08	DM	SA	Co-57	0.00495	0.0189	0.0326	pCi/g	U	No
BM26-34C	Tier I	12/22/08	DM	SA	Co-57	-0.0153	0.0256	0.0414	pCi/g	U	No
BM26-34C	Tier I	12/30/08	MS	SA	Co-57	-0.0112	0.0301	0.05	pCi/g	U	No
BM36-13B	Tier I	12/09/08	PW	SA	Co-57	0.135	2.1	3.5	pCi/L	U	No
BM26-34D	Tier II	12/09/08	MS	SA	Co-57	0.00331	0.0229	0.0401	pCi/g	U	No
BM34-11A	Tier II	10/01/08	PW	SA	Co-57	0.209	1.45	2.49	pCi/L	U	No
BM34-12B	Tier II	10/01/08	PW	SA	Co-57	-2	2.16	3.45	pCi/L	U	No
BM34-21A	Tier II	10/01/08	PW	SA	Co-57	0.422	1.94	3.07	pCi/L	U	No
BM34-4	Tier II	10/23/08	PW	SA	Co-57	-0.907	2.16	3.51	pCi/L	U	No
BM36-13D	Tier II	12/09/08	PW	SA	Co-57	0.581	2.28	3.6	pCi/L	U	No
EN-PK21	Tier II	11/03/08	MS	SA	Co-57	-0.0018	0.0086	0.0144	pCi/g	UJ	No
EN-PK21	Tier II	11/03/08	MF	SA	Co-57	0.001	0.01	0.017	pCi/g	U,G	No
F21-15BB	Tier II	10/13/08	DC	SA	Co-57	-0.0009	0.0073	0.0122	pCi/g	U,G	No
FE21-10	Tier II	10/29/08	DC	SA	Co-57	-0.0048	0.0082	0.0139	pCi/g	U,G	No
FE21-10BB	Tier II	10/22/08	DC	SA	Co-57	-0.0024	0.0084	0.0141	pCi/g	U,G	No
FH15-13BB	Tier II	12/10/08	FB	SA	Co-57	0.5	1.5	2.5	pCi/L	U	No
FH15-13BB	Tier II	12/10/08	FW	SA	Co-57	1.4	1.5	2.4	pCi/L	U	No
PAD34C	Tier II	10/28/08	FW	SA	Co-57	-1.2	2.72	4.36	pCi/L	U	No
PAD34C	Tier II	10/28/08	FW	SA	Co-57	1.14	2.27	3.97	pCi/L	U	No
PAD34C	Tier II	10/28/08	FW	SA	Co-57	-0.882	2.88	4.73	pCi/L	U	No
SP22-13	Tier II	11/18/08	PW	SA	Co-57	-0.0408	1.77	2.89	pCi/L	U	No
SP22-13	Tier II	11/18/08	PW	FD	Co-57	0.509	1.59	2.73	pCi/L	U	No
SP411-13	Tier II	11/18/08	PW	SA	Co-57	0.692	2.15	3.63	pCi/L	U	No
SP531-13	Tier II	11/18/08	PW	SA	Co-57	-0.532	2.13	3.49	pCi/L	U	No
PAD26N	Tier I or II	11/07/08	DC	SA	Co-58	-0.006	0.018	0.031	pCi/g	U,G	No
PAD36L	Tier I or II	10/16/08	FW	SA	Co-58	1.04	3.57	6.02	pCi/L	U	No
PAD36L	Tier I or II	10/16/08	FW	SA	Co-58	2.04	3.51	6.06	pCi/L	U	No

**Table 2
Summary of Radiological Analyses**

Well Number	Well Type	Sample Date	Medium	Sample Type	Parameter	Activity or Concentration	Counting Error	Reporting Limit	Units	Flag	Detected ?
PAD36L	Tier I or II	10/23/08	FB	SA	Co-58	-1.09	2.34	3.85	pCi/L	U	No
PAD36L	Tier I or II	10/24/08	FW	SA	Co-58	2.79	3.21	5.64	pCi/L	U	No
PAD36L	Tier I or II	10/24/08	FW	SA	Co-58	2.66	3.37	5.96	pCi/L	U	No
PAD36L	Tier I or II	11/07/08	FW	SA	Co-58	-0.2	3.4	5.8	pCi/L	U	No
PAD36L	Tier I or II	11/07/08	FB	SA	Co-58	0.1	2.9	4.8	pCi/L	U	No
PAD36L	Tier I or II	11/14/08	FB	SA	Co-58	0.3	4.6	8	pCi/L	U	No
BM26-33B	Tier I	10/15/08	DM	SA	Co-58	-0.0433	0.046	0.07	pCi/g	U	No
BM26-33B	Tier I	10/21/08	DC	SA	Co-58	-0.00538	0.0348	0.0582	pCi/g	U	No
BM26-33B	Tier I	10/21/08	DC	SA	Co-58	-0.0103	0.0398	0.0648	pCi/g	U	No
BM26-33B	Tier I	10/21/08	DC	SA	Co-58	0.00968	0.0294	0.0528	pCi/g	U	No
BM26-33D	Tier I	10/23/08	DM	SA	Co-58	0.00894	0.0429	0.0734	pCi/g	U	No
BM26-33D	Tier I	10/31/08	DC	SA	Co-58	0.0221	0.0314	0.0568	pCi/g	U	No
BM26-33D	Tier I	10/31/08	DC	SA	Co-58	-0.0429	0.0305	0.0425	pCi/g	U	No
BM26-33D	Tier I	10/31/08	DC	SA	Co-58	-0.0152	0.0354	0.056	pCi/g	U	No
BM26-34A	Tier I	10/01/08	DM	SA	Co-58	-0.0133	0.047	0.0653	pCi/g	U	No
BM26-34A	Tier I	10/08/08	DC	SA	Co-58	-0.02	0.0541	0.0859	pCi/g	U	No
BM26-34A	Tier I	10/09/08	DC	SA	Co-58	-0.041	0.0503	0.0765	pCi/g	U	No
BM26-34A	Tier I	10/09/08	DC	SA	Co-58	-0.00824	0.0396	0.0659	pCi/g	U	No
BM26-34B	Tier I	11/17/08	DM	SA	Co-58	-0.0655	0.0471	0.0656	pCi/g	U	No
BM26-34C	Tier I	12/22/08	DM	SA	Co-58	-0.0408	0.037	0.0564	pCi/g	U	No
BM26-34C	Tier I	12/30/08	MS	SA	Co-58	0.00428	0.0455	0.0768	pCi/g	U	No
BM36-13B	Tier I	12/09/08	PW	SA	Co-58	-0.599	2.4	3.9	pCi/L	U	No
BM26-34D	Tier II	12/09/08	MS	SA	Co-58	-0.0496	0.0438	0.0664	pCi/g	U	No
BM34-11A	Tier II	10/01/08	PW	SA	Co-58	0.113	2.16	3.6	pCi/L	U	No
BM34-12B	Tier II	10/01/08	PW	SA	Co-58	-1.85	2.29	3.44	pCi/L	U	No
BM34-21A	Tier II	10/01/08	PW	SA	Co-58	-1.25	1.97	2.99	pCi/L	U	No
BM34-4	Tier II	10/23/08	PW	SA	Co-58	-0.127	2.63	4.41	pCi/L	U	No
BM36-13D	Tier II	12/09/08	PW	SA	Co-58	-0.656	2.47	4	pCi/L	U	No
EN-PK21	Tier II	11/03/08	MS	SA	Co-58	-0.018	0.015	0.027	pCi/g	U,G	No

**Table 2
Summary of Radiological Analyses**

Well Number	Well Type	Sample Date	Medium	Sample Type	Parameter	Activity or Concentration	Counting Error	Reporting Limit	Units	Flag	Detected ?
EN-PK21	Tier II	11/03/08	MF	SA	Co-58	0.003	0.013	0.022	pCi/g	U,G	No
F21-15BB	Tier II	10/13/08	DC	SA	Co-58	0.007	0.017	0.029	pCi/g	U,G	No
FE21-10	Tier II	10/29/08	DC	SA	Co-58	-0.007	0.014	0.024	pCi/g	U,G	No
FE21-10BB	Tier II	10/22/08	DC	SA	Co-58	0.015	0.021	0.034	pCi/g	U,G	No
FH15-13BB	Tier II	12/10/08	FB	SA	Co-58	2	2.8	4.6	pCi/L	U	No
FH15-13BB	Tier II	12/10/08	FW	SA	Co-58	-3.2	2.9	5.1	pCi/L	U	No
PAD34C	Tier II	10/28/08	FW	SA	Co-58	-1.39	3.09	4.99	pCi/L	U	No
PAD34C	Tier II	10/28/08	FW	SA	Co-58	-0.931	3.16	5.32	pCi/L	U	No
PAD34C	Tier II	10/28/08	FW	SA	Co-58	0.652	3.8	6.47	pCi/L	U	No
SP22-13	Tier II	11/18/08	PW	SA	Co-58	0.993	2.29	4	pCi/L	U	No
SP22-13	Tier II	11/18/08	PW	FD	Co-58	-5.97	5.4	3.94	pCi/L	U	No
SP411-13	Tier II	11/18/08	PW	SA	Co-58	2.18	2.7	4.85	pCi/L	U	No
SP531-13	Tier II	11/18/08	PW	SA	Co-58	-0.978	2.4	3.8	pCi/L	U	No
PAD26N	Tier I or II	11/07/08	DC	SA	Co-60	-0.014	0.019	0.034	pCi/g	U,G	No
PAD36L	Tier I or II	10/16/08	FW	SA	Co-60	1.58	3.77	6.5	pCi/L	U	No
PAD36L	Tier I or II	10/16/08	FW	SA	Co-60	-0.598	3.98	6.44	pCi/L	U	No
PAD36L	Tier I or II	10/23/08	FB	SA	Co-60	-2.9	2.39	3.26	pCi/L	U	No
PAD36L	Tier I or II	10/24/08	FW	SA	Co-60	0.587	2.8	4.77	pCi/L	U	No
PAD36L	Tier I or II	10/24/08	FW	SA	Co-60	1.5	3.54	6.15	pCi/L	U	No
PAD36L	Tier I or II	11/07/08	FW	SA	Co-60	2	4.4	7.3	pCi/L	UJ	No
PAD36L	Tier I or II	11/07/08	FB	SA	Co-60	-0.2	3.9	6.6	pCi/L	U	No
PAD36L	Tier I or II	11/14/08	FB	SA	Co-60	-2.8	5.1	9.4	pCi/L	U	No
BM26-33B	Tier I	10/15/08	DM	SA	Co-60	0.00153	0.0443	0.0751	pCi/g	U	No
BM26-33B	Tier I	10/21/08	DC	SA	Co-60	0.0174	0.0365	0.0655	pCi/g	U	No
BM26-33B	Tier I	10/21/08	DC	SA	Co-60	-0.0208	0.0283	0.0426	pCi/g	U	No
BM26-33B	Tier I	10/21/08	DC	SA	Co-60	-0.000681	0.0361	0.0611	pCi/g	U	No
BM26-33D	Tier I	10/23/08	DM	SA	Co-60	-0.0123	0.0403	0.0659	pCi/g	U	No
BM26-33D	Tier I	10/31/08	DC	SA	Co-60	-0.0109	0.0303	0.0487	pCi/g	U	No
BM26-33D	Tier I	10/31/08	DC	SA	Co-60	-0.0111	0.0304	0.049	pCi/g	U	No

**Table 2
Summary of Radiological Analyses**

Well Number	Well Type	Sample Date	Medium	Sample Type	Parameter	Activity or Concentration	Counting Error	Reporting Limit	Units	Flag	Detected ?
BM26-33D	Tier I	10/31/08	DC	SA	Co-60	0.00501	0.0347	0.058	pCi/g	U	No
BM26-34A	Tier I	10/01/08	DM	SA	Co-60	0.00367	0.0421	0.0719	pCi/g	U	No
BM26-34A	Tier I	10/08/08	DC	SA	Co-60	-0.0324	0.0525	0.065	pCi/g	U	No
BM26-34A	Tier I	10/09/08	DC	SA	Co-60	0.00817	0.0434	0.0745	pCi/g	U	No
BM26-34A	Tier I	10/09/08	DC	SA	Co-60	0.0218	0.0299	0.0558	pCi/g	U	No
BM26-34B	Tier I	11/17/08	DM	SA	Co-60	0.00225	0.0456	0.0753	pCi/g	U	No
BM26-34C	Tier I	12/22/08	DM	SA	Co-60	-0.0195	0.0314	0.0483	pCi/g	U	No
BM26-34C	Tier I	12/30/08	MS	SA	Co-60	0.0847	0.0499	0.0998	pCi/g	UJ	No
BM36-13B	Tier I	12/09/08	PW	SA	Co-60	2.26	2.47	4.59	pCi/L	U	No
BM26-34D	Tier II	12/09/08	MS	SA	Co-60	-0.00963	0.0441	0.0709	pCi/g	U	No
BM34-11A	Tier II	10/01/08	PW	SA	Co-60	1.33	1.99	3.64	pCi/L	U	No
BM34-12B	Tier II	10/01/08	PW	SA	Co-60	0.731	2.11	3.69	pCi/L	U	No
BM34-21A	Tier II	10/01/08	PW	SA	Co-60	-0.39	2.16	3.51	pCi/L	U	No
BM34-4	Tier II	10/23/08	PW	SA	Co-60	-1.59	3.06	4.65	pCi/L	U	No
BM36-13D	Tier II	12/09/08	PW	SA	Co-60	0.437	2.24	3.87	pCi/L	U	No
EN-PK21	Tier II	11/03/08	MS	SA	Co-60	-0.013	0.016	0.028	pCi/g	U,G	No
EN-PK21	Tier II	11/03/08	MF	SA	Co-60	0.011	0.014	0.023	pCi/g	U,G	No
F21-15BB	Tier II	10/13/08	DC	SA	Co-60	0	0.013	0.023	pCi/g	U,G	No
FE21-10	Tier II	10/29/08	DC	SA	Co-60	-0.005	0.017	0.029	pCi/g	U,G	No
FE21-10BB	Tier II	10/22/08	DC	SA	Co-60	0.001	0.016	0.027	pCi/g	U,G	No
FH15-13BB	Tier II	12/10/08	FB	SA	Co-60	-0.9	3.2	5.7	pCi/L	U	No
FH15-13BB	Tier II	12/10/08	FW	SA	Co-60	0.1	3.2	5.5	pCi/L	U	No
PAD34C	Tier II	10/28/08	FW	SA	Co-60	3.65	3.16	5.92	pCi/L	U	No
PAD34C	Tier II	10/28/08	FW	SA	Co-60	0.386	3.31	5.51	pCi/L	U	No
PAD34C	Tier II	10/28/08	FW	SA	Co-60	-4.66	4.49	6.86	pCi/L	U	No
SP22-13	Tier II	11/18/08	PW	SA	Co-60	0.000764	2.15	3.61	pCi/L	U	No
SP22-13	Tier II	11/18/08	PW	FD	Co-60	-1.55	2.98	4.17	pCi/L	U	No
SP411-13	Tier II	11/18/08	PW	SA	Co-60	0.739	2.28	3.98	pCi/L	U	No
SP531-13	Tier II	11/18/08	PW	SA	Co-60	-0.587	3.02	4.74	pCi/L	U	No

**Table 2
Summary of Radiological Analyses**

Well Number	Well Type	Sample Date	Medium	Sample Type	Parameter	Activity or Concentration	Counting Error	Reporting Limit	Units	Flag	Detected ?
PAD26N	Tier I or II	11/07/08	DC	SA	Cr-51	0.13	0.16	0.26	pCi/g	U,G	No
PAD36L	Tier I or II	10/16/08	FW	SA	Cr-51	3.73	36.4	60.1	pCi/L	U	No
PAD36L	Tier I or II	10/16/08	FW	SA	Cr-51	-3.33	35.5	59.9	pCi/L	U	No
PAD36L	Tier I or II	10/23/08	FB	SA	Cr-51	-5.09	31	49.5	pCi/L	U	No
PAD36L	Tier I or II	10/24/08	FW	SA	Cr-51	-10.3	32.1	52.5	pCi/L	U	No
PAD36L	Tier I or II	10/24/08	FW	SA	Cr-51	5.86	35.3	60.1	pCi/L	U	No
PAD36L	Tier I or II	11/07/08	FW	SA	Cr-51	4	22	37	pCi/L	U	No
PAD36L	Tier I or II	11/07/08	FB	SA	Cr-51	5	21	36	pCi/L	U	No
PAD36L	Tier I or II	11/14/08	FB	SA	Cr-51	-10	27	47	pCi/L	U	No
BM26-33B	Tier I	10/15/08	DM	SA	Cr-51	0.113	0.49	0.846	pCi/g	U	No
BM26-33B	Tier I	10/21/08	DC	SA	Cr-51	0.0211	0.418	0.736	pCi/g	U	No
BM26-33B	Tier I	10/21/08	DC	SA	Cr-51	0.106	0.404	0.7	pCi/g	U	No
BM26-33B	Tier I	10/21/08	DC	SA	Cr-51	0.116	0.365	0.639	pCi/g	U	No
BM26-33D	Tier I	10/23/08	DM	SA	Cr-51	-0.24	0.474	0.762	pCi/g	U	No
BM26-33D	Tier I	10/31/08	DC	SA	Cr-51	-0.263	0.315	0.519	pCi/g	U	No
BM26-33D	Tier I	10/31/08	DC	SA	Cr-51	-0.229	0.328	0.53	pCi/g	U	No
BM26-33D	Tier I	10/31/08	DC	SA	Cr-51	0.125	0.306	0.542	pCi/g	U	No
BM26-34A	Tier I	10/01/08	DM	SA	Cr-51	-0.282	0.527	0.864	pCi/g	U	No
BM26-34A	Tier I	10/08/08	DC	SA	Cr-51	-0.623	0.507	0.777	pCi/g	UU	No
BM26-34A	Tier I	10/09/08	DC	SA	Cr-51	0.0106	0.425	0.745	pCi/g	U	No
BM26-34A	Tier I	10/09/08	DC	SA	Cr-51	0.0484	0.596	0.999	pCi/g	U	No
BM26-34B	Tier I	11/17/08	DM	SA	Cr-51	-0.0816	0.351	0.584	pCi/g	U	No
BM26-34C	Tier I	12/22/08	DM	SA	Cr-51	-0.0956	0.396	0.648	pCi/g	U	No
BM26-34C	Tier I	12/30/08	MS	SA	Cr-51	0.0232	0.492	0.837	pCi/g	U	No
BM36-13B	Tier I	12/09/08	PW	SA	Cr-51	-17.6	25.7	41.6	pCi/L	U	No
BM26-34D	Tier II	12/09/08	MS	SA	Cr-51	-0.097	0.371	0.641	pCi/g	U	No
BM34-11A	Tier II	10/01/08	PW	SA	Cr-51	6.46	22.5	37.8	pCi/L	U	No
BM34-12B	Tier II	10/01/08	PW	SA	Cr-51	29.2	27.2	48.5	pCi/L	U	No
BM34-21A	Tier II	10/01/08	PW	SA	Cr-51	-13.5	22.6	36	pCi/L	U	No

**Table 2
Summary of Radiological Analyses**

Well Number	Well Type	Sample Date	Medium	Sample Type	Parameter	Activity or Concentration	Counting Error	Reporting Limit	Units	Flag	Detected ?
BM34-4	Tier II	10/23/08	PW	SA	Cr-51	13.1	33.5	57.9	pCi/L	U	No
BM36-13D	Tier II	12/09/08	PW	SA	Cr-51	2.39	25.2	42.8	pCi/L	U	No
EN-PK21	Tier II	11/03/08	MS	SA	Cr-51	-0.01	0.1	0.17	pCi/g	U,G	No
EN-PK21	Tier II	11/03/08	MF	SA	Cr-51	0.05	0.12	0.2	pCi/g	U,G	No
F21-15BB	Tier II	10/13/08	DC	SA	Cr-51	-0.013	0.094	0.157	pCi/g	U,G	No
FE21-10	Tier II	10/29/08	DC	SA	Cr-51	0.11	0.1	0.17	pCi/g	U,G	No
FE21-10BB	Tier II	10/22/08	DC	SA	Cr-51	-0.09	0.1	0.18	pCi/g	U,G	No
FH15-13BB	Tier II	12/10/08	FB	SA	Cr-51	10	12	20	pCi/L	U	No
FH15-13BB	Tier II	12/10/08	FW	SA	Cr-51	-8	19	33	pCi/L	U	No
PAD34C	Tier II	10/28/08	FW	SA	Cr-51	1.49	32.6	54.8	pCi/L	U	No
PAD34C	Tier II	10/28/08	FW	SA	Cr-51	0.162	31.8	51.6	pCi/L	U	No
PAD34C	Tier II	10/28/08	FW	SA	Cr-51	-13.3	38.6	64.3	pCi/L	U	No
SP22-13	Tier II	11/18/08	PW	SA	Cr-51	-12.3	26.1	42.3	pCi/L	U	No
SP22-13	Tier II	11/18/08	PW	FD	Cr-51	22	27.8	49.3	pCi/L	U	No
SP411-13	Tier II	11/18/08	PW	SA	Cr-51	-0.398	28.4	48	pCi/L	U	No
SP531-13	Tier II	11/18/08	PW	SA	Cr-51	-13.4	30.9	50.7	pCi/L	U	No
PAD36L	Tier I or II	10/16/08	FW	SA	Cs-134	3.14	4.01	6.92	pCi/L	U	No
PAD36L	Tier I or II	10/16/08	FW	SA	Cs-134	-0.136	3.92	6.27	pCi/L	U	No
PAD36L	Tier I or II	10/23/08	FB	SA	Cs-134	-0.366	2.72	4.62	pCi/L	U	No
PAD36L	Tier I or II	10/24/08	FW	SA	Cs-134	-1.99	3.23	5.08	pCi/L	U	No
PAD36L	Tier I or II	10/24/08	FW	SA	Cs-134	-0.954	4.11	6.77	pCi/L	U	No
PAD36L	Tier I or II	11/07/08	FW	SA	Cs-134	-2.7	3.3	5.6	pCi/L	U	No
PAD36L	Tier I or II	11/07/08	FB	SA	Cs-134	0	4.2	7	pCi/L	U	No
PAD36L	Tier I or II	11/14/08	FB	SA	Cs-134	-1	4.3	7.5	pCi/L	U	No
BM26-33B	Tier I	10/15/08	DM	SA	Cs-134	0.103	0.0776	0.103	pCi/g	U	No
BM26-33B	Tier I	10/21/08	DC	SA	Cs-134	0.0523	0.0606	0.0702	pCi/g	U	No
BM26-33D	Tier I	10/31/08	DC	SA	Cs-134	0.0426	0.0364	0.0679	pCi/g	U	No
BM26-33D	Tier I	10/31/08	DC	SA	Cs-134	0.028	0.0414	0.066	pCi/g	U	No
BM26-33D	Tier I	10/31/08	DC	SA	Cs-134	0.0606	0.0424	0.0798	pCi/g	U	No

Table 2
Summary of Radiological Analyses

Well Number	Well Type	Sample Date	Medium	Sample Type	Parameter	Activity or Concentration	Counting Error	Reporting Limit	Units	Flag	Detected ?
BM26-34A	Tier I	10/09/08	DC	SA	Cs-134	0.11	0.0576	0.112	pCi/g	U	No
BM26-34B	Tier I	11/17/08	DM	SA	Cs-134	0.0523	0.0572	0.101	pCi/g	U	No
BM26-34C	Tier I	12/30/08	MS	SA	Cs-134	0.099	0.0676	0.126	pCi/g	U	No
BM36-13B	Tier I	12/09/08	PW	SA	Cs-134	-2.09	2.77	4.28	pCi/L	U	No
BM34-11A	Tier II	10/01/08	PW	SA	Cs-134	0.742	2.37	4.06	pCi/L	U	No
BM34-12B	Tier II	10/01/08	PW	SA	Cs-134	0.436	2.82	4.76	pCi/L	U	No
BM34-21A	Tier II	10/01/08	PW	SA	Cs-134	-1.23	2.22	3.43	pCi/L	U	No
BM34-4	Tier II	10/23/08	PW	SA	Cs-134	1.45	3.12	5.1	pCi/L	U	No
BM36-13D	Tier II	12/09/08	PW	SA	Cs-134	1.48	2.9	5.11	pCi/L	U	No
EN-PK21	Tier II	11/03/08	MS	SA	Cs-134	0.023	0.011	0.024	pCi/g	U,G	No
EN-PK21	Tier II	11/03/08	MF	SA	Cs-134	-0.023	0.015	0.025	pCi/g	U,G	No
FE21-10BB	Tier II	10/22/08	DC	SA	Cs-134	0	0.14	0.23	pCi/g	U,G	No
FH15-13BB	Tier II	12/10/08	FB	SA	Cs-134	-0.8	2.8	4.9	pCi/L	U	No
FH15-13BB	Tier II	12/10/08	FW	SA	Cs-134	0	2.8	4.9	pCi/L	U	No
PAD34C	Tier II	10/28/08	FW	SA	Cs-134	4.61	3.47	6.43	pCi/L	UU	No
PAD34C	Tier II	10/28/08	FW	SA	Cs-134	2.44	4.48	7.54	pCi/L	UU	No
SP22-13	Tier II	11/18/08	PW	SA	Cs-134	-0.619	2.25	3.64	pCi/L	U	No
SP22-13	Tier II	11/18/08	PW	FD	Cs-134	3.13	2.89	5.27	pCi/L	U	No
SP411-13	Tier II	11/18/08	PW	SA	Cs-134	2.37	2.7	4.89	pCi/L	U	No
SP531-13	Tier II	11/18/08	PW	SA	Cs-134	-0.882	2.94	4.77	pCi/L	U	No
PAD36L	Tier I or II	10/16/08	FW	SA	Cs-136	-13.6	15.6	25.7	pCi/L	U	No
PAD36L	Tier I or II	10/16/08	FW	SA	Cs-136	-2.61	15	24.5	pCi/L	U	No
PAD36L	Tier I or II	10/23/08	FB	SA	Cs-136	-4.6	10.6	17.1	pCi/L	U	No
PAD36L	Tier I or II	10/24/08	FW	SA	Cs-136	0.147	12.3	20.9	pCi/L	U	No
PAD36L	Tier I or II	10/24/08	FW	SA	Cs-136	-4.15	14.7	24.8	pCi/L	U	No
BM26-33B	Tier I	10/15/08	DM	SA	Cs-136	-0.0448	0.18	0.287	pCi/g	U	No
BM26-33B	Tier I	10/21/08	DC	SA	Cs-136	0.0391	0.164	0.291	pCi/g	U	No
BM26-33B	Tier I	10/21/08	DC	SA	Cs-136	-0.0601	0.143	0.236	pCi/g	U	No
BM26-33B	Tier I	10/21/08	DC	SA	Cs-136	0.0125	0.166	0.287	pCi/g	U	No

**Table 2
Summary of Radiological Analyses**

Well Number	Well Type	Sample Date	Medium	Sample Type	Parameter	Activity or Concentration	Counting Error	Reporting Limit	Units	Flag	Detected ?
BM26-33D	Tier I	10/23/08	DM	SA	Cs-136	0.118	0.172	0.304	pCi/g	U	No
BM26-33D	Tier I	10/31/08	DC	SA	Cs-136	-0.00339	0.099	0.171	pCi/g	U	No
BM26-33D	Tier I	10/31/08	DC	SA	Cs-136	-0.109	0.1	0.151	pCi/g	U	No
BM26-33D	Tier I	10/31/08	DC	SA	Cs-136	-0.0458	0.124	0.201	pCi/g	U	No
BM26-34A	Tier I	10/01/08	DM	SA	Cs-136	-0.0552	0.158	0.251	pCi/g	U	No
BM26-34A	Tier I	10/08/08	DC	SA	Cs-136	-0.0102	0.242	0.408	pCi/g	U	No
BM26-34A	Tier I	10/09/08	DC	SA	Cs-136	-0.0592	0.174	0.292	pCi/g	U	No
BM26-34A	Tier I	10/09/08	DC	SA	Cs-136	0.142	0.227	0.412	pCi/g	U	No
BM26-34B	Tier I	11/17/08	DM	SA	Cs-136	-0.0259	0.159	0.262	pCi/g	U	No
BM26-34C	Tier I	12/22/08	DM	SA	Cs-136	-0.0197	0.127	0.207	pCi/g	U	No
BM26-34C	Tier I	12/30/08	MS	SA	Cs-136	-0.00479	0.139	0.236	pCi/g	U	No
BM36-13B	Tier I	12/09/08	PW	SA	Cs-136	0.359	5.88	10.1	pCi/L	U	No
BM26-34D	Tier II	12/09/08	MS	SA	Cs-136	0.0479	0.116	0.206	pCi/g	U	No
BM34-11A	Tier II	10/01/08	PW	SA	Cs-136	-2.64	11.6	9.75	pCi/L	U	No
BM34-12B	Tier II	10/01/08	PW	SA	Cs-136	5.32	5.91	11	pCi/L	U	No
BM34-21A	Tier II	10/01/08	PW	SA	Cs-136	-5.32	5.73	8.59	pCi/L	U	No
BM34-4	Tier II	10/23/08	PW	SA	Cs-136	3.49	8.38	14.6	pCi/L	U	No
BM36-13D	Tier II	12/09/08	PW	SA	Cs-136	-0.702	6.18	10.4	pCi/L	U	No
PAD34C	Tier II	10/28/08	FW	SA	Cs-136	0.6	11	18.3	pCi/L	U	No
PAD34C	Tier II	10/28/08	FW	SA	Cs-136	2.41	12.2	20.7	pCi/L	U	No
PAD34C	Tier II	10/28/08	FW	SA	Cs-136	-5.6	14.1	22.7	pCi/L	U	No
SP22-13	Tier II	11/18/08	PW	SA	Cs-136	3.77	8.59	15.4	pCi/L	U	No
SP22-13	Tier II	11/18/08	PW	FD	Cs-136	6.04	8.97	16.3	pCi/L	U	No
SP411-13	Tier II	11/18/08	PW	SA	Cs-136	-1.16	8.83	14.9	pCi/L	U	No
SP531-13	Tier II	11/18/08	PW	SA	Cs-136	0.685	9.32	16.1	pCi/L	U	No
PAD26N	Tier I or II	11/07/08	DC	SA	Cs-137	0.005	0.021	0.035	pCi/g	U,G	No
PAD36L	Tier I or II	10/16/08	FW	SA	Cs-137	-2.72	3.03	4.85	pCi/L	U	No
PAD36L	Tier I or II	10/16/08	FW	SA	Cs-137	0.463	2.95	5.07	pCi/L	U	No
PAD36L	Tier I or II	10/23/08	FB	SA	Cs-137	-0.246	2.2	3.59	pCi/L	U	No

**Table 2
Summary of Radiological Analyses**

Well Number	Well Type	Sample Date	Medium	Sample Type	Parameter	Activity or Concentration	Counting Error	Reporting Limit	Units	Flag	Detected ?
PAD36L	Tier I or II	10/24/08	FW	SA	Cs-137	0.89	2.53	4.37	pCi/L	U	No
PAD36L	Tier I or II	10/24/08	FW	SA	Cs-137	1.73	3.08	5.4	pCi/L	U	No
PAD36L	Tier I or II	11/07/08	FW	SA	Cs-137	-0.8	3.7	6.3	pCi/L	U	No
PAD36L	Tier I or II	11/07/08	FB	SA	Cs-137	0.1	3	5	pCi/L	U	No
PAD36L	Tier I or II	11/14/08	FB	SA	Cs-137	-3	4.4	7.9	pCi/L	UU	No
BM26-33B	Tier I	10/15/08	DM	SA	Cs-137	-0.0202	0.0453	0.075	pCi/g	U	No
BM26-33B	Tier I	10/21/08	DC	SA	Cs-137	0.00684	0.0296	0.0525	pCi/g	U	No
BM26-33B	Tier I	10/21/08	DC	SA	Cs-137	0.00389	0.0291	0.0497	pCi/g	U	No
BM26-33B	Tier I	10/21/08	DC	SA	Cs-137	0.011	0.0325	0.0571	pCi/g	U	No
BM26-33D	Tier I	10/23/08	DM	SA	Cs-137	-0.0128	0.038	0.0626	pCi/g	U	No
BM26-33D	Tier I	10/31/08	DC	SA	Cs-137	0.0095	0.0284	0.0506	pCi/g	U	No
BM26-33D	Tier I	10/31/08	DC	SA	Cs-137	-0.0271	0.028	0.0433	pCi/g	U	No
BM26-33D	Tier I	10/31/08	DC	SA	Cs-137	0.0204	0.0319	0.0573	pCi/g	U	No
BM26-34A	Tier I	10/01/08	DM	SA	Cs-137	0.0016	0.0403	0.0678	pCi/g	U	No
BM26-34A	Tier I	10/08/08	DC	SA	Cs-137	0.00368	0.0425	0.0725	pCi/g	U	No
BM26-34A	Tier I	10/09/08	DC	SA	Cs-137	-0.0139	0.0338	0.0567	pCi/g	U	No
BM26-34A	Tier I	10/09/08	DC	SA	Cs-137	-0.00319	0.0482	0.0816	pCi/g	U	No
BM26-34B	Tier I	11/17/08	DM	SA	Cs-137	-0.0395	0.0407	0.0622	pCi/g	U	No
BM26-34C	Tier I	12/22/08	DM	SA	Cs-137	0.0115	0.0385	0.0646	pCi/g	U	No
BM26-34C	Tier I	12/30/08	MS	SA	Cs-137	-0.00922	0.0487	0.081	pCi/g	U	No
BM36-13B	Tier I	12/09/08	PW	SA	Cs-137	0.47	2.28	3.94	pCi/L	U	No
BM26-34D	Tier II	12/09/08	MS	SA	Cs-137	-0.0365	0.0451	0.0739	pCi/g	U	No
BM34-11A	Tier II	10/01/08	PW	SA	Cs-137	-1.54	1.92	2.96	pCi/L	U	No
BM34-12B	Tier II	10/01/08	PW	SA	Cs-137	-0.0728	2.4	4.03	pCi/L	U	No
BM34-21A	Tier II	10/01/08	PW	SA	Cs-137	1.28	1.99	3.55	pCi/L	U	No
BM34-4	Tier II	10/23/08	PW	SA	Cs-137	-0.587	2.26	3.78	pCi/L	U	No
BM36-13D	Tier II	12/09/08	PW	SA	Cs-137	0.271	2.16	3.71	pCi/L	U	No
EN-PK21	Tier II	11/03/08	MS	SA	Cs-137	-0.01	0.016	0.028	pCi/g	U,G	No
EN-PK21	Tier II	11/03/08	MF	SA	Cs-137	-0.021	0.015	0.027	pCi/g	U,G	No

**Table 2
Summary of Radiological Analyses**

Well Number	Well Type	Sample Date	Medium	Sample Type	Parameter	Activity or Concentration	Counting Error	Reporting Limit	Units	Flag	Detected ?
F21-15BB	Tier II	10/13/08	DC	SA	Cs-137	0	0.011	0.019	pCi/g	U,G	No
FE21-10	Tier II	10/29/08	DC	SA	Cs-137	-0.01	0.021	0.035	pCi/g	U,G	No
FE21-10BB	Tier II	10/22/08	DC	SA	Cs-137	-0.014	0.02	0.034	pCi/g	U,G	No
FH15-13BB	Tier II	12/10/08	FB	SA	Cs-137	-0.4	3.1	5.3	pCi/L	U	No
FH15-13BB	Tier II	12/10/08	FW	SA	Cs-137	-2.5	3.1	5.4	pCi/L	U	No
PAD34C	Tier II	10/28/08	FW	SA	Cs-137	1.04	2.97	5.17	pCi/L	U	No
PAD34C	Tier II	10/28/08	FW	SA	Cs-137	0.82	2.57	4.36	pCi/L	U	No
PAD34C	Tier II	10/28/08	FW	SA	Cs-137	-2.43	3.26	5.31	pCi/L	U	No
SP22-13	Tier II	11/18/08	PW	SA	Cs-137	0.813	1.91	3.37	pCi/L	U	No
SP22-13	Tier II	11/18/08	PW	FD	Cs-137	-0.397	2.21	3.67	pCi/L	U	No
SP411-13	Tier II	11/18/08	PW	SA	Cs-137	-0.67	2.09	3.43	pCi/L	U	No
SP531-13	Tier II	11/18/08	PW	SA	Cs-137	-0.551	2.26	3.74	pCi/L	U	No
PAD26N	Tier I or II	11/07/08	DC	SA	Eu-152	0.065	0.066	0.108	pCi/g	U,G	No
PAD36L	Tier I or II	10/16/08	FW	SA	Eu-152	4.99	9.13	13.5	pCi/L	U	No
PAD36L	Tier I or II	10/16/08	FW	SA	Eu-152	6.37	8.01	13.9	pCi/L	U	No
PAD36L	Tier I or II	10/23/08	FB	SA	Eu-152	-4.08	6.04	10	pCi/L	U	No
PAD36L	Tier I or II	10/24/08	FW	SA	Eu-152	7.09	7.1	12.4	pCi/L	U	No
PAD36L	Tier I or II	10/24/08	FW	SA	Eu-152	-6.08	7.78	12.5	pCi/L	U	No
PAD36L	Tier I or II	11/07/08	FW	SA	Eu-152	7	20	34	pCi/L	U	No
PAD36L	Tier I or II	11/07/08	FB	SA	Eu-152	-2	18	30	pCi/L	U	No
PAD36L	Tier I or II	11/14/08	FB	SA	Eu-152	14	22	37	pCi/L	U	No
BM26-33B	Tier I	10/15/08	DM	SA	Eu-152	0.0559	0.118	0.182	pCi/g	U	No
BM26-33B	Tier I	10/21/08	DC	SA	Eu-152	-0.0268	0.0885	0.151	pCi/g	U	No
BM26-33B	Tier I	10/21/08	DC	SA	Eu-152	0.0594	0.0914	0.144	pCi/g	U	No
BM26-33B	Tier I	10/21/08	DC	SA	Eu-152	0.109	0.0901	0.136	pCi/g	U	No
BM26-33D	Tier I	10/23/08	DM	SA	Eu-152	0.0599	0.115	0.174	pCi/g	U	No
BM26-33D	Tier I	10/31/08	DC	SA	Eu-152	-0.0267	0.0871	0.129	pCi/g	U	No
BM26-33D	Tier I	10/31/08	DC	SA	Eu-152	-0.0282	0.0916	0.139	pCi/g	U	No
BM26-33D	Tier I	10/31/08	DC	SA	Eu-152	-0.0177	0.0783	0.122	pCi/g	U	No

Table 2
Summary of Radiological Analyses

Well Number	Well Type	Sample Date	Medium	Sample Type	Parameter	Activity or Concentration	Counting Error	Reporting Limit	Units	Flag	Detected ?
BM26-34A	Tier I	10/01/08	DM	SA	Eu-152	-0.127	0.185	0.19	pCi/g	U	No
BM26-34A	Tier I	10/08/08	DC	SA	Eu-152	-0.111	0.0993	0.145	pCi/g	U	No
BM26-34A	Tier I	10/09/08	DC	SA	Eu-152	-0.0937	0.135	0.186	pCi/g	U	No
BM26-34A	Tier I	10/09/08	DC	SA	Eu-152	0.00795	0.0895	0.145	pCi/g	U	No
BM26-34B	Tier I	11/17/08	DM	SA	Eu-152	-0.0242	0.0967	0.139	pCi/g	U	No
BM26-34C	Tier I	12/22/08	DM	SA	Eu-152	0.0688	0.134	0.16	pCi/g	U	No
BM26-34C	Tier I	12/30/08	MS	SA	Eu-152	-0.0224	0.167	0.21	pCi/g	U	No
BM36-13B	Tier I	12/09/08	PW	SA	Eu-152	-1.38	6.5	10.8	pCi/L	U	No
BM26-34D	Tier II	12/09/08	MS	SA	Eu-152	0.00724	0.13	0.187	pCi/g	U	No
BM34-11A	Tier II	10/01/08	PW	SA	Eu-152	1.92	5.59	9.4	pCi/L	U	No
BM34-12B	Tier II	10/01/08	PW	SA	Eu-152	3.59	7	12.1	pCi/L	U	No
BM34-21A	Tier II	10/01/08	PW	SA	Eu-152	-3.72	5.88	9.29	pCi/L	U	No
BM34-4	Tier II	10/23/08	PW	SA	Eu-152	-0.114	7.03	11.4	pCi/L	U	No
BM36-13D	Tier II	12/09/08	PW	SA	Eu-152	-2.05	6.72	11.1	pCi/L	U	No
EN-PK21	Tier II	11/03/08	MS	SA	Eu-152	-0.06	0.078	0.137	pCi/g	U,G	No
EN-PK21	Tier II	11/03/08	MF	SA	Eu-152	0.081	0.052	0.083	pCi/g	U,G	No
F21-15BB	Tier II	10/13/08	DC	SA	Eu-152	0.078	0.057	0.091	pCi/g	U,G	No
FE21-10	Tier II	10/29/08	DC	SA	Eu-152	0.051	0.082	0.136	pCi/g	U,G	No
FE21-10BB	Tier II	10/22/08	DC	SA	Eu-152	0.082	0.062	0.1	pCi/g	U,G	No
FH15-13BB	Tier II	12/10/08	FB	SA	Eu-152	0	16	28	pCi/L	U	No
FH15-13BB	Tier II	12/10/08	FW	SA	Eu-152	-10	16	29	pCi/L	U	No
PAD34C	Tier II	10/28/08	FW	SA	Eu-152	0.292	8.82	13.7	pCi/L	U	No
PAD34C	Tier II	10/28/08	FW	SA	Eu-152	-3.53	7.14	11.6	pCi/L	U	No
PAD34C	Tier II	10/28/08	FW	SA	Eu-152	2.35	9.49	15	pCi/L	U	No
SP22-13	Tier II	11/18/08	PW	SA	Eu-152	0.486	5.89	9.54	pCi/L	U	No
SP22-13	Tier II	11/18/08	PW	FD	Eu-152	6.84	5.83	10.5	pCi/L	U	No
SP411-13	Tier II	11/18/08	PW	SA	Eu-152	-0.838	6.77	10.9	pCi/L	U	No
SP531-13	Tier II	11/18/08	PW	SA	Eu-152	1.92	6.89	11.4	pCi/L	U	No
PAD26N	Tier I or II	11/07/08	DC	SA	Eu-154	-0.13	0.1	0.19	pCi/g	UU	No

**Table 2
Summary of Radiological Analyses**

Well Number	Well Type	Sample Date	Medium	Sample Type	Parameter	Activity or Concentration	Counting Error	Reporting Limit	Units	Flag	Detected ?
PAD36L	Tier I or II	10/16/08	FW	SA	Eu-154	3.44	13.1	22.3	pCi/L	U	No
PAD36L	Tier I or II	10/16/08	FW	SA	Eu-154	6.91	13.4	23.2	pCi/L	U	No
PAD36L	Tier I or II	10/23/08	FB	SA	Eu-154	4.65	7.94	13.8	pCi/L	U	No
PAD36L	Tier I or II	10/24/08	FW	SA	Eu-154	-8.58	9.96	15.5	pCi/L	U	No
PAD36L	Tier I or II	10/24/08	FW	SA	Eu-154	-0.94	12.3	20.7	pCi/L	U	No
PAD36L	Tier I or II	11/07/08	FW	SA	Eu-154	-35	24	42	pCi/L	U	No
PAD36L	Tier I or II	11/07/08	FB	SA	Eu-154	-15	19	33	pCi/L	U	No
PAD36L	Tier I or II	11/14/08	FB	SA	Eu-154	-2	28	49	pCi/L	U	No
BM26-33B	Tier I	10/15/08	DM	SA	Eu-154	0.0622	0.117	0.21	pCi/g	U	No
BM26-33B	Tier I	10/21/08	DC	SA	Eu-154	0.0405	0.0949	0.17	pCi/g	U	No
BM26-33B	Tier I	10/21/08	DC	SA	Eu-154	-0.12	0.0982	0.135	pCi/g	U	No
BM26-33B	Tier I	10/21/08	DC	SA	Eu-154	0.0277	0.0696	0.124	pCi/g	U	No
BM26-33D	Tier I	10/23/08	DM	SA	Eu-154	-0.0531	0.125	0.192	pCi/g	U	No
BM26-33D	Tier I	10/31/08	DC	SA	Eu-154	-0.0273	0.0798	0.129	pCi/g	U	No
BM26-33D	Tier I	10/31/08	DC	SA	Eu-154	-0.0255	0.0988	0.163	pCi/g	U	No
BM26-33D	Tier I	10/31/08	DC	SA	Eu-154	0.0712	0.109	0.195	pCi/g	U	No
BM26-34A	Tier I	10/01/08	DM	SA	Eu-154	-0.0651	0.137	0.218	pCi/g	U	No
BM26-34A	Tier I	10/08/08	DC	SA	Eu-154	0.0322	0.127	0.219	pCi/g	U	No
BM26-34A	Tier I	10/09/08	DC	SA	Eu-154	-0.0657	0.0992	0.154	pCi/g	U	No
BM26-34A	Tier I	10/09/08	DC	SA	Eu-154	0.0344	0.147	0.252	pCi/g	U	No
BM26-34B	Tier I	11/17/08	DM	SA	Eu-154	-0.0622	0.133	0.205	pCi/g	U	No
BM26-34C	Tier I	12/22/08	DM	SA	Eu-154	-0.0705	0.115	0.182	pCi/g	U	No
BM26-34C	Tier I	12/30/08	MS	SA	Eu-154	-0.131	0.156	0.234	pCi/g	U	No
BM36-13B	Tier I	12/09/08	PW	SA	Eu-154	0.282	6.85	11.6	pCi/L	U	No
BM26-34D	Tier II	12/09/08	MS	SA	Eu-154	0.0662	0.148	0.26	pCi/g	U	No
BM34-11A	Tier II	10/01/08	PW	SA	Eu-154	3.08	5.4	9.8	pCi/L	U	No
BM34-12B	Tier II	10/01/08	PW	SA	Eu-154	-0.815	6.45	10.6	pCi/L	U	No
BM34-21A	Tier II	10/01/08	PW	SA	Eu-154	2.24	5.57	9.83	pCi/L	U	No
BM34-4	Tier II	10/23/08	PW	SA	Eu-154	-3.37	7.53	12.2	pCi/L	U	No

Table 2
Summary of Radiological Analyses

Well Number	Well Type	Sample Date	Medium	Sample Type	Parameter	Activity or Concentration	Counting Error	Reporting Limit	Units	Flag	Detected ?
BM36-13D	Tier II	12/09/08	PW	SA	Eu-154	4.88	7.21	13.2	pCi/L	U	No
EN-PK21	Tier II	11/03/08	MS	SA	Eu-154	0.06	0.14	0.23	pCi/g	U,G	No
EN-PK21	Tier II	11/03/08	MF	SA	Eu-154	-0.037	0.082	0.14	pCi/g	U,G	No
F21-15BB	Tier II	10/13/08	DC	SA	Eu-154	-0.063	0.067	0.117	pCi/g	U,G	No
FE21-10	Tier II	10/29/08	DC	SA	Eu-154	0.056	0.079	0.13	pCi/g	UU	No
FE21-10BB	Tier II	10/22/08	DC	SA	Eu-154	-0.008	0.076	0.13	pCi/g	U,G	No
FH15-13BB	Tier II	12/10/08	FB	SA	Eu-154	3	26	44	pCi/L	U	No
FH15-13BB	Tier II	12/10/08	FW	SA	Eu-154	0	17	30	pCi/L	U	No
PAD34C	Tier II	10/28/08	FW	SA	Eu-154	-5.63	8.01	12.6	pCi/L	U	No
PAD34C	Tier II	10/28/08	FW	SA	Eu-154	6.32	11.1	19.1	pCi/L	U	No
PAD34C	Tier II	10/28/08	FW	SA	Eu-154	-8.32	13.4	21.9	pCi/L	U	No
SP22-13	Tier II	11/18/08	PW	SA	Eu-154	0.398	5.41	9.22	pCi/L	U	No
SP22-13	Tier II	11/18/08	PW	FD	Eu-154	-6.04	6.64	9.54	pCi/L	U	No
SP411-13	Tier II	11/18/08	PW	SA	Eu-154	-2.06	6.01	9.64	pCi/L	U	No
SP531-13	Tier II	11/18/08	PW	SA	Eu-154	-3.18	6.91	10.9	pCi/L	U	No
PAD36L	Tier I or II	10/16/08	FW	SA	Eu-155	4.12	10.2	17.6	pCi/L	U	No
PAD36L	Tier I or II	10/16/08	FW	SA	Eu-155	-9.7	10.6	17.2	pCi/L	U	No
PAD36L	Tier I or II	10/23/08	FB	SA	Eu-155	-3.44	7.53	12.8	pCi/L	U	No
PAD36L	Tier I or II	10/24/08	FW	SA	Eu-155	2.85	9.74	15.4	pCi/L	U	No
PAD36L	Tier I or II	10/24/08	FW	SA	Eu-155	4.11	10.5	17.8	pCi/L	U	No
PAD36L	Tier I or II	11/07/08	FW	SA	Eu-155	0.9	5.7	9.5	pCi/L	U	No
PAD36L	Tier I or II	11/07/08	FB	SA	Eu-155	0	7.1	11.9	pCi/L	U	No
PAD36L	Tier I or II	11/14/08	FB	SA	Eu-155	2.2	7.8	13.2	pCi/L	U	No
BM26-33B	Tier I	10/15/08	DM	SA	Eu-155	0.131	0.119	0.21	pCi/g	U	No
BM26-33B	Tier I	10/21/08	DC	SA	Eu-155	0.0205	0.0854	0.154	pCi/g	U	No
BM26-33B	Tier I	10/21/08	DC	SA	Eu-155	-0.06	0.0807	0.138	pCi/g	U	No
BM26-33B	Tier I	10/21/08	DC	SA	Eu-155	0.0651	0.0846	0.148	pCi/g	U	No
BM26-33D	Tier I	10/23/08	DM	SA	Eu-155	0.153	0.113	0.204	pCi/g	U	No
BM26-33D	Tier I	10/31/08	DC	SA	Eu-155	0.0273	0.0837	0.15	pCi/g	U	No

Table 2
Summary of Radiological Analyses

Well Number	Well Type	Sample Date	Medium	Sample Type	Parameter	Activity or Concentration	Counting Error	Reporting Limit	Units	Flag	Detected ?
BM26-33D	Tier I	10/31/08	DC	SA	Eu-155	-0.00293	0.0757	0.137	pCi/g	U	No
BM26-33D	Tier I	10/31/08	DC	SA	Eu-155	0.0472	0.0626	0.114	pCi/g	U	No
BM26-34A	Tier I	10/01/08	DM	SA	Eu-155	0.0104	0.136	0.238	pCi/g	U	No
BM26-34A	Tier I	10/08/08	DC	SA	Eu-155	0.12	0.0952	0.174	pCi/g	U	No
BM26-34A	Tier I	10/09/08	DC	SA	Eu-155	0.0672	0.104	0.184	pCi/g	U	No
BM26-34A	Tier I	10/09/08	DC	SA	Eu-155	0.0687	0.0926	0.17	pCi/g	U	No
BM26-34B	Tier I	11/17/08	DM	SA	Eu-155	0.0782	0.0759	0.136	pCi/g	U	No
BM26-34C	Tier I	12/22/08	DM	SA	Eu-155	0.0779	0.109	0.187	pCi/g	U	No
BM26-34C	Tier I	12/30/08	MS	SA	Eu-155	0.0336	0.116	0.199	pCi/g	U	No
BM36-13B	Tier I	12/09/08	PW	SA	Eu-155	-3.99	8.72	14.3	pCi/L	U	No
BM26-34D	Tier II	12/09/08	MS	SA	Eu-155	0.0596	0.0948	0.169	pCi/g	U	No
BM34-11A	Tier II	10/01/08	PW	SA	Eu-155	2.73	6.22	10.9	pCi/L	U	No
BM34-12B	Tier II	10/01/08	PW	SA	Eu-155	6.97	8.68	15	pCi/L	U	No
BM34-21A	Tier II	10/01/08	PW	SA	Eu-155	4.6	7.18	12.1	pCi/L	U	No
BM34-4	Tier II	10/23/08	PW	SA	Eu-155	-3.41	9.22	15.1	pCi/L	U	No
BM36-13D	Tier II	12/09/08	PW	SA	Eu-155	-3.2	8.96	14.7	pCi/L	U	No
EN-PK21	Tier II	11/03/08	MS	SA	Eu-155	0.048	0.059	0.096	pCi/g	U,G	No
EN-PK21	Tier II	11/03/08	MF	SA	Eu-155	0.003	0.048	0.08	pCi/g	U,G	No
FE21-10	Tier II	10/29/08	DC	SA	Eu-155	0.061	0.04	0.065	pCi/g	U,G	No
FE21-10BB	Tier II	10/22/08	DC	SA	Eu-155	0.061	0.045	0.074	pCi/g	U,G	No
FH15-13BB	Tier II	12/10/08	FB	SA	Eu-155	2.6	6.9	11.5	pCi/L	U	No
FH15-13BB	Tier II	12/10/08	FW	SA	Eu-155	-0.7	6.6	11.2	pCi/L	U	No
PAD34C	Tier II	10/28/08	FW	SA	Eu-155	0.865	10.8	17.8	pCi/L	UJ	No
PAD34C	Tier II	10/28/08	FW	SA	Eu-155	-7.91	9.54	16	pCi/L	UJ	No
PAD34C	Tier II	10/28/08	FW	SA	Eu-155	0.767	12.5	21	pCi/L	UJ	No
SP22-13	Tier II	11/18/08	PW	SA	Eu-155	4.15	7.36	12.4	pCi/L	U	No
SP22-13	Tier II	11/18/08	PW	FD	Eu-155	-1.11	6.17	10.5	pCi/L	U	No
SP411-13	Tier II	11/18/08	PW	SA	Eu-155	8.77	9.13	15.8	pCi/L	U	No
PAD26N	Tier I or II	11/07/08	DC	SA	Fe-59	0.017	0.039	0.065	pCi/g	U,G	No

**Table 2
Summary of Radiological Analyses**

Well Number	Well Type	Sample Date	Medium	Sample Type	Parameter	Activity or Concentration	Counting Error	Reporting Limit	Units	Flag	Detected ?
PAD36L	Tier I or II	10/16/08	FW	SA	Fe-59	-9.4	10.9	17.9	pCi/L	U	No
PAD36L	Tier I or II	10/16/08	FW	SA	Fe-59	-13.6	11.8	18	pCi/L	U	No
PAD36L	Tier I or II	10/23/08	FB	SA	Fe-59	-0.684	7.17	11.9	pCi/L	U	No
PAD36L	Tier I or II	10/24/08	FW	SA	Fe-59	-4.55	8.09	13.1	pCi/L	U	No
PAD36L	Tier I or II	10/24/08	FW	SA	Fe-59	4.72	10.1	17.7	pCi/L	U	No
PAD36L	Tier I or II	11/07/08	FW	SA	Fe-59	8.9	9.8	16	pCi/L	U	No
PAD36L	Tier I or II	11/07/08	FB	SA	Fe-59	7	7.5	12.3	pCi/L	U	No
PAD36L	Tier I or II	11/14/08	FB	SA	Fe-59	1	11	19	pCi/L	U	No
BM26-33B	Tier I	10/15/08	DM	SA	Fe-59	-0.0518	0.106	0.163	pCi/g	U	No
BM26-33B	Tier I	10/21/08	DC	SA	Fe-59	-0.00756	0.0945	0.162	pCi/g	U	No
BM26-33B	Tier I	10/21/08	DC	SA	Fe-59	-0.14	0.0909	0.125	pCi/g	U	No
BM26-33B	Tier I	10/21/08	DC	SA	Fe-59	-0.037	0.0799	0.13	pCi/g	U	No
BM26-33D	Tier I	10/23/08	DM	SA	Fe-59	-0.117	0.0921	0.124	pCi/g	U	No
BM26-33D	Tier I	10/31/08	DC	SA	Fe-59	0.0258	0.0797	0.141	pCi/g	U	No
BM26-33D	Tier I	10/31/08	DC	SA	Fe-59	-0.0495	0.0667	0.104	pCi/g	U	No
BM26-33D	Tier I	10/31/08	DC	SA	Fe-59	0.00332	0.0877	0.149	pCi/g	U	No
BM26-34A	Tier I	10/01/08	DM	SA	Fe-59	0.0204	0.114	0.194	pCi/g	U	No
BM26-34A	Tier I	10/08/08	DC	SA	Fe-59	-0.0639	0.12	0.188	pCi/g	U	No
BM26-34A	Tier I	10/09/08	DC	SA	Fe-59	-0.00972	0.0839	0.143	pCi/g	U	No
BM26-34A	Tier I	10/09/08	DC	SA	Fe-59	0.0577	0.135	0.239	pCi/g	U	No
BM26-34B	Tier I	11/17/08	DM	SA	Fe-59	-0.00731	0.109	0.182	pCi/g	U	No
BM26-34C	Tier I	12/22/08	DM	SA	Fe-59	0.00453	0.0912	0.151	pCi/g	U	No
BM26-34C	Tier I	12/30/08	MS	SA	Fe-59	0.0458	0.106	0.188	pCi/g	U	No
BM36-13B	Tier I	12/09/08	PW	SA	Fe-59	-1.42	5.29	8.76	pCi/L	U	No
BM26-34D	Tier II	12/09/08	MS	SA	Fe-59	0.0246	0.117	0.202	pCi/g	U	No
BM34-11A	Tier II	10/01/08	PW	SA	Fe-59	0.422	3.71	6.43	pCi/L	U	No
BM34-12B	Tier II	10/01/08	PW	SA	Fe-59	1.84	5.5	9.61	pCi/L	U	No
BM34-21A	Tier II	10/01/08	PW	SA	Fe-59	-0.658	4.34	7.21	pCi/L	U	No
BM34-4	Tier II	10/23/08	PW	SA	Fe-59	0.601	6.98	11.2	pCi/L	U	No

**Table 2
Summary of Radiological Analyses**

Well Number	Well Type	Sample Date	Medium	Sample Type	Parameter	Activity or Concentration	Counting Error	Reporting Limit	Units	Flag	Detected ?
BM36-13D	Tier II	12/09/08	PW	SA	Fe-59	4.75	5.95	10.9	pCi/L	U	No
EN-PK21	Tier II	11/03/08	MS	SA	Fe-59	-0.006	0.034	0.059	pCi/g	U,G	No
EN-PK21	Tier II	11/03/08	MF	SA	Fe-59	-0.002	0.029	0.049	pCi/g	U,G	No
F21-15BB	Tier II	10/13/08	DC	SA	Fe-59	-0.024	0.026	0.045	pCi/g	U,G	No
FE21-10	Tier II	10/29/08	DC	SA	Fe-59	-0.025	0.03	0.052	pCi/g	U,G	No
FE21-10BB	Tier II	10/22/08	DC	SA	Fe-59	-0.027	0.03	0.051	pCi/g	U,G	No
FH15-13BB	Tier II	12/10/08	FB	SA	Fe-59	-1.5	6.3	11	pCi/L	UJ	No
FH15-13BB	Tier II	12/10/08	FW	SA	Fe-59	2.8	6.1	10.2	pCi/L	U	No
PAD34C	Tier II	10/28/08	FW	SA	Fe-59	1.81	8.64	14.4	pCi/L	U	No
PAD34C	Tier II	10/28/08	FW	SA	Fe-59	1.88	8.91	15	pCi/L	U	No
PAD34C	Tier II	10/28/08	FW	SA	Fe-59	4.77	11.8	19.7	pCi/L	U	No
SP22-13	Tier II	11/18/08	PW	SA	Fe-59	-1.44	4.96	8.17	pCi/L	U	No
SP22-13	Tier II	11/18/08	PW	FD	Fe-59	-3.15	5.89	9.29	pCi/L	U	No
SP411-13	Tier II	11/18/08	PW	SA	Fe-59	-0.241	5.71	9.69	pCi/L	U	No
SP531-13	Tier II	11/18/08	PW	SA	Fe-59	-6.1	5.52	7.97	pCi/L	U	No
PAD36L	Tier I or II	10/16/08	FW	SA	Gross Alpha	-0.54	36.5	66.9	pCi/L	U	No
PAD36L	Tier I or II	10/16/08	FW	SA	Gross Alpha	27.8	30.8	51.5	pCi/L	U	No
PAD36L	Tier I or II	10/23/08	FB	SA	Gross Alpha	1.64	56.2	99.4	pCi/L	U	No
PAD36L	Tier I or II	10/24/08	FW	SA	Gross Alpha	19.5	24	40.4	pCi/L	U	No
PAD36L	Tier I or II	11/07/08	FW	SA	Gross Alpha	3	32	56	pCi/L	U,M	No
PAD36L	Tier I or II	11/07/08	FB	SA	Gross Alpha	25	52	88	pCi/L	U,M	No
PAD36L	Tier I or II	11/14/08	FB	SA	Gross Alpha	56	40	62	pCi/L	UJ	No
BM36-13B	Tier I	12/09/08	PW	SA	Gross Alpha	2.8	16.8	30.3	pCi/L	U	No
BM34-12B	Tier II	10/01/08	PW	SA	Gross Alpha	2.38	2.52	4.13	pCi/L	U	No
BM34-21A	Tier II	10/01/08	PW	SA	Gross Alpha	1.65	1.65	2.54	pCi/L	U	No
BM36-13D	Tier II	12/09/08	PW	SA	Gross Alpha	31.4	33.2	54.7	pCi/L	U	No
PAD34C	Tier II	10/28/08	FW	SA	Gross Alpha	77.1	78.1	130	pCi/L	U	No
SP531-13	Tier II	11/18/08	PW	SA	Gross Alpha	11.3	10.9	17.9	pCi/L	U	No
PAD26N	Tier I or II	11/07/08	DC	SA	Gross Beta	2.5	1.4	2.8	pCi/g	U	No

**Table 2
Summary of Radiological Analyses**

Well Number	Well Type	Sample Date	Medium	Sample Type	Parameter	Activity or Concentration	Counting Error	Reporting Limit	Units	Flag	Detected ?
SP22-13	Tier II	11/18/08	PW	SA	Gross Beta	28.9	28.3	47.3	pCi/L	U	No
SP411-13	Tier II	11/18/08	PW	SA	Gross Beta	36.1	31.7	52.9	pCi/L	U	No
SP531-13	Tier II	11/18/08	PW	SA	Gross Beta	25.2	15.9	26.2	pCi/L	U	No
PAD36L	Tier I or II	10/16/08	FW	SA	Hg-203	-0.829	3.85	6.32	pCi/L	U	No
PAD36L	Tier I or II	10/16/08	FW	SA	Hg-203	-1.54	3.61	6.07	pCi/L	U	No
PAD36L	Tier I or II	10/23/08	FB	SA	Hg-203	1.74	2.87	4.86	pCi/L	U	No
PAD36L	Tier I or II	10/24/08	FW	SA	Hg-203	1.79	3.29	5.65	pCi/L	U	No
PAD36L	Tier I or II	10/24/08	FW	SA	Hg-203	-2.94	3.69	6.07	pCi/L	U	No
BM26-33B	Tier I	10/15/08	DM	SA	Hg-203	0.05	0.0523	0.0937	pCi/g	U	No
BM26-33B	Tier I	10/21/08	DC	SA	Hg-203	-0.0283	0.0401	0.0682	pCi/g	U	No
BM26-33B	Tier I	10/21/08	DC	SA	Hg-203	-0.0125	0.0343	0.0598	pCi/g	U	No
BM26-33B	Tier I	10/21/08	DC	SA	Hg-203	-0.00651	0.0395	0.0672	pCi/g	U	No
BM26-33D	Tier I	10/23/08	DM	SA	Hg-203	0.0617	0.0502	0.0885	pCi/g	U	No
BM26-33D	Tier I	10/31/08	DC	SA	Hg-203	0.00265	0.0334	0.0593	pCi/g	U	No
BM26-33D	Tier I	10/31/08	DC	SA	Hg-203	0.00796	0.0355	0.0618	pCi/g	U	No
BM26-33D	Tier I	10/31/08	DC	SA	Hg-203	0.0229	0.0325	0.059	pCi/g	U	No
BM26-34A	Tier I	10/01/08	DM	SA	Hg-203	0.0447	0.0551	0.099	pCi/g	U	No
BM26-34A	Tier I	10/08/08	DC	SA	Hg-203	-0.00743	0.0483	0.0822	pCi/g	U	No
BM26-34A	Tier I	10/09/08	DC	SA	Hg-203	0.0271	0.0567	0.1	pCi/g	U	No
BM26-34A	Tier I	10/09/08	DC	SA	Hg-203	0.0532	0.046	0.0776	pCi/g	U	No
BM26-34B	Tier I	11/17/08	DM	SA	Hg-203	0.0317	0.0408	0.0727	pCi/g	U	No
BM26-34C	Tier I	12/22/08	DM	SA	Hg-203	0.0224	0.043	0.0719	pCi/g	U	No
BM26-34C	Tier I	12/30/08	MS	SA	Hg-203	0.048	0.051	0.0912	pCi/g	U	No
BM36-13B	Tier I	12/09/08	PW	SA	Hg-203	1.81	2.81	4.94	pCi/L	U	No
BM26-34D	Tier II	12/09/08	MS	SA	Hg-203	0.0118	0.043	0.0769	pCi/g	U	No
BM34-11A	Tier II	10/01/08	PW	SA	Hg-203	1.5	2.4	4.13	pCi/L	U	No
BM34-12B	Tier II	10/01/08	PW	SA	Hg-203	-3.03	3.04	4.87	pCi/L	U	No
BM34-21A	Tier II	10/01/08	PW	SA	Hg-203	0.861	2.46	4.21	pCi/L	U	No
BM34-4	Tier II	10/23/08	PW	SA	Hg-203	0.464	3.33	5.73	pCi/L	U	No

**Table 2
Summary of Radiological Analyses**

Well Number	Well Type	Sample Date	Medium	Sample Type	Parameter	Activity or Concentration	Counting Error	Reporting Limit	Units	Flag	Detected ?
BM36-13D	Tier II	12/09/08	PW	SA	Hg-203	1.52	2.89	5.06	pCi/L	U	No
PAD34C	Tier II	10/28/08	FW	SA	Hg-203	0.000156	3.54	5.98	pCi/L	U	No
PAD34C	Tier II	10/28/08	FW	SA	Hg-203	0.111	3.38	5.55	pCi/L	U	No
PAD34C	Tier II	10/28/08	FW	SA	Hg-203	0.452	4.29	7.36	pCi/L	U	No
SP22-13	Tier II	11/18/08	PW	SA	Hg-203	-0.037	2.63	4.43	pCi/L	U	No
SP22-13	Tier II	11/18/08	PW	FD	Hg-203	-0.756	2.64	4.46	pCi/L	U	No
SP411-13	Tier II	11/18/08	PW	SA	Hg-203	-2.04	3.39	5.25	pCi/L	U	No
SP531-13	Tier II	11/18/08	PW	SA	Hg-203	-1.51	3.33	5.53	pCi/L	U	No
PAD26N	Tier I or II	11/07/08	DC	SA	I-131	-0.003	0.025	0.042	pCi/g	U,G	No
PAD36L	Tier I or II	11/07/08	FW	SA	I-131	0.8	4	6.8	pCi/L	U	No
PAD36L	Tier I or II	11/07/08	FB	SA	I-131	0.9	3.6	6	pCi/L	U	No
PAD36L	Tier I or II	11/14/08	FB	SA	I-131	-1.3	4.8	8.4	pCi/L	U	No
EN-PK21	Tier II	11/03/08	MS	SA	I-131	-0.012	0.02	0.034	pCi/g	U,G	No
EN-PK21	Tier II	11/03/08	MF	SA	I-131	-0.002	0.019	0.032	pCi/g	U,G	No
F21-15BB	Tier II	10/13/08	DC	SA	I-131	0.002	0.015	0.025	pCi/g	U,G	No
FE21-10	Tier II	10/29/08	DC	SA	I-131	0.015	0.015	0.024	pCi/g	UJ	No
FE21-10BB	Tier II	10/22/08	DC	SA	I-131	0.013	0.015	0.024	pCi/g	U,G	No
FH15-13BB	Tier II	12/10/08	FB	SA	I-131	0.3	3.3	5.5	pCi/L	U	No
FH15-13BB	Tier II	12/10/08	FW	SA	I-131	-0.4	3.5	5.9	pCi/L	U	No
PAD26N	Tier I or II	11/07/08	DC	SA	Ir-192	-0.002	0.017	0.029	pCi/g	U,G	No
PAD36L	Tier I or II	10/16/08	FW	SA	Ir-192	-1.36	3.07	4.96	pCi/L	U	No
PAD36L	Tier I or II	10/16/08	FW	SA	Ir-192	-0.0522	3	5.08	pCi/L	U	No
PAD36L	Tier I or II	10/23/08	FB	SA	Ir-192	0.226	2.56	4.16	pCi/L	U	No
PAD36L	Tier I or II	10/24/08	FW	SA	Ir-192	1.15	2.7	4.59	pCi/L	U	No
PAD36L	Tier I or II	10/24/08	FW	SA	Ir-192	-0.672	3.03	5.07	pCi/L	U	No
PAD36L	Tier I or II	11/07/08	FW	SA	Ir-192	-0.9	2.4	4.1	pCi/L	U	No
PAD36L	Tier I or II	11/07/08	FB	SA	Ir-192	-2.5	3.9	6.5	pCi/L	U	No
PAD36L	Tier I or II	11/14/08	FB	SA	Ir-192	2.1	2.7	5.3	pCi/L	U	No
BM26-33B	Tier I	10/15/08	DM	SA	Ir-192	-0.0119	0.0393	0.0658	pCi/g	U	No

Table 2
Summary of Radiological Analyses

Well Number	Well Type	Sample Date	Medium	Sample Type	Parameter	Activity or Concentration	Counting Error	Reporting Limit	Units	Flag	Detected ?
BM26-33B	Tier I	10/21/08	DC	SA	Ir-192	-0.0485	0.0322	0.0504	pCi/g	U	No
BM26-33B	Tier I	10/21/08	DC	SA	Ir-192	-0.0205	0.0284	0.048	pCi/g	U	No
BM26-33B	Tier I	10/21/08	DC	SA	Ir-192	0.00255	0.0322	0.0551	pCi/g	U	No
BM26-33D	Tier I	10/23/08	DM	SA	Ir-192	-0.00445	0.0385	0.0636	pCi/g	U	No
BM26-33D	Tier I	10/31/08	DC	SA	Ir-192	0.00171	0.0263	0.0462	pCi/g	U	No
BM26-33D	Tier I	10/31/08	DC	SA	Ir-192	-0.0033	0.0257	0.044	pCi/g	U	No
BM26-33D	Tier I	10/31/08	DC	SA	Ir-192	0.0118	0.0283	0.0496	pCi/g	U	No
BM26-34A	Tier I	10/01/08	DM	SA	Ir-192	-0.0138	0.0425	0.0708	pCi/g	U	No
BM26-34A	Tier I	10/08/08	DC	SA	Ir-192	0.0228	0.0388	0.0689	pCi/g	U	No
BM26-34A	Tier I	10/09/08	DC	SA	Ir-192	0.0171	0.0336	0.0608	pCi/g	U	No
BM26-34A	Tier I	10/09/08	DC	SA	Ir-192	0.0198	0.0449	0.0788	pCi/g	U	No
BM26-34B	Tier I	11/17/08	DM	SA	Ir-192	-0.0067	0.0327	0.0547	pCi/g	U	No
BM26-34C	Tier I	12/22/08	DM	SA	Ir-192	-0.00678	0.0343	0.0563	pCi/g	U	No
BM26-34C	Tier I	12/30/08	MS	SA	Ir-192	0.0219	0.0456	0.0795	pCi/g	U	No
BM36-13B	Tier I	12/09/08	PW	SA	Ir-192	0.909	2.28	3.94	pCi/L	U	No
BM26-34D	Tier II	12/09/08	MS	SA	Ir-192	-0.0319	0.0354	0.0575	pCi/g	U	No
BM34-11A	Tier II	10/01/08	PW	SA	Ir-192	0.185	2.11	3.5	pCi/L	U	No
BM34-12B	Tier II	10/01/08	PW	SA	Ir-192	-2.84	2.55	3.98	pCi/L	U	No
BM34-21A	Tier II	10/01/08	PW	SA	Ir-192	-0.301	2.06	3.39	pCi/L	U	No
BM34-4	Tier II	10/23/08	PW	SA	Ir-192	-0.0657	2.73	4.62	pCi/L	U	No
BM36-13D	Tier II	12/09/08	PW	SA	Ir-192	1.36	2.36	4.14	pCi/L	U	No
EN-PK21	Tier II	11/03/08	MS	SA	Ir-192	0.01	0.011	0.019	pCi/g	U	No
EN-PK21	Tier II	11/03/08	MF	SA	Ir-192	-0.001	0.013	0.022	pCi/g	U,G	No
F21-15BB	Tier II	10/13/08	DC	SA	Ir-192	-0.006	0.01	0.018	pCi/g	U,G	No
FE21-10	Tier II	10/29/08	DC	SA	Ir-192	-0.001	0.012	0.02	pCi/g	U,G	No
FE21-10BB	Tier II	10/22/08	DC	SA	Ir-192	0.01	0.012	0.019	pCi/g	U,G	No
FH15-13BB	Tier II	12/10/08	FB	SA	Ir-192	1.4	2.2	3.6	pCi/L	U	No
FH15-13BB	Tier II	12/10/08	FW	SA	Ir-192	0.3	2.2	3.7	pCi/L	U	No
PAD34C	Tier II	10/28/08	FW	SA	Ir-192	-2.62	3.31	4.9	pCi/L	U	No

**Table 2
Summary of Radiological Analyses**

Well Number	Well Type	Sample Date	Medium	Sample Type	Parameter	Activity or Concentration	Counting Error	Reporting Limit	Units	Flag	Detected ?
PAD34C	Tier II	10/28/08	FW	SA	Ir-192	-2.83	2.86	4.36	pCi/L	U	No
PAD34C	Tier II	10/28/08	FW	SA	Ir-192	0.77	3.39	5.8	pCi/L	U	No
SP22-13	Tier II	11/18/08	PW	SA	Ir-192	3.11	2.2	4	pCi/L	U	No
SP22-13	Tier II	11/18/08	PW	FD	Ir-192	-2.19	2.28	3.64	pCi/L	U	No
SP411-13	Tier II	11/18/08	PW	SA	Ir-192	-0.886	2.45	4.05	pCi/L	U	No
SP531-13	Tier II	11/18/08	PW	SA	Ir-192	0.156	2.54	4.31	pCi/L	U	No
BM34-11A	Tier II	10/01/08	PW	SA	K-40	-14	25.6	39.9	pCi/L	U	No
BM34-12B	Tier II	10/01/08	PW	SA	K-40	17.6	34.5	51.7	pCi/L	U	No
FH15-13BB	Tier II	12/10/08	FB	SA	K-40	78	84	138	pCi/L	U	No
FH15-13BB	Tier II	12/10/08	FW	SA	K-40	42	84	139	pCi/L	U	No
PAD36L	Tier I or II	10/16/08	FW	SA	Kr-85	-2440	712	1040	pCi/L	U	No
PAD36L	Tier I or II	10/23/08	FB	SA	Kr-85	-2010	628	860	pCi/L	UU	No
PAD36L	Tier I or II	10/24/08	FW	SA	Kr-85	-1700	702	1060	pCi/L	U	No
PAD36L	Tier I or II	11/07/08	FB	SA	Kr-85	600	910	1480	pCi/L	U	No
PAD36L	Tier I or II	11/14/08	FB	SA	Kr-85	-5300	1500	3000	pCi/L	UU	No
BM26-33B	Tier I	10/21/08	DC	SA	Kr-85	4.54	6.6	10.4	pCi/g	U	No
BM26-33D	Tier I	10/31/08	DC	SA	Kr-85	11.2	6.73	11.8	pCi/g	U	No
BM26-33D	Tier I	10/31/08	DC	SA	Kr-85	7.81	5.73	9.93	pCi/g	U	No
BM26-34A	Tier I	10/08/08	DC	SA	Kr-85	13.4	9.12	15.3	pCi/g	U	No
BM26-34A	Tier I	10/09/08	DC	SA	Kr-85	9.03	7.85	12.8	pCi/g	U	No
BM36-13B	Tier I	12/09/08	PW	SA	Kr-85	-2110	716	959	pCi/L	U	No
BM26-34D	Tier II	12/09/08	MS	SA	Kr-85	13.4	9.59	16	pCi/g	U	No
BM34-11A	Tier II	10/01/08	PW	SA	Kr-85	-1500	583	843	pCi/L	U	No
BM34-12B	Tier II	10/01/08	PW	SA	Kr-85	829	673	1210	pCi/L	U	No
BM34-21A	Tier II	10/01/08	PW	SA	Kr-85	-1110	624	968	pCi/L	U	No
BM34-4	Tier II	10/23/08	PW	SA	Kr-85	-396	692	1100	pCi/L	UU	No
BM36-13D	Tier II	12/09/08	PW	SA	Kr-85	-2580	759	951	pCi/L	U	No
EN-PK21	Tier II	11/03/08	MS	SA	Kr-85	5.7	3.9	6.1	pCi/g	U,M,G	No
EN-PK21	Tier II	11/03/08	MF	SA	Kr-85	1	3.9	6.4	pCi/g	U,M,G	No

**Table 2
Summary of Radiological Analyses**

Well Number	Well Type	Sample Date	Medium	Sample Type	Parameter	Activity or Concentration	Counting Error	Reporting Limit	Units	Flag	Detected ?
F21-15BB	Tier II	10/13/08	DC	SA	Kr-85	3	3.1	4.9	pCi/g	U,G	No
FE21-10	Tier II	10/29/08	DC	SA	Kr-85	0.9	3.8	6.2	pCi/g	UJ	No
FE21-10BB	Tier II	10/22/08	DC	SA	Kr-85	1.7	3.7	6.1	pCi/g	U,M,G	No
FH15-13BB	Tier II	12/10/08	FB	SA	Kr-85	1050	750	1160	pCi/L	U	No
PAD34C	Tier II	10/28/08	FW	SA	Kr-85	-1700	756	1070	pCi/L	UJ	No
PAD34C	Tier II	10/28/08	FW	SA	Kr-85	-1530	678	1010	pCi/L	UJ	No
PAD34C	Tier II	10/28/08	FW	SA	Kr-85	-1130	851	1310	pCi/L	UJ	No
SP22-13	Tier II	11/18/08	PW	SA	Kr-85	-1230	575	872	pCi/L	U	No
SP22-13	Tier II	11/18/08	PW	FD	Kr-85	227	639	1120	pCi/L	U	No
SP411-13	Tier II	11/18/08	PW	SA	Kr-85	-2180	693	905	pCi/L	U	No
SP531-13	Tier II	11/18/08	PW	SA	Kr-85	-2210	738	959	pCi/L	U	No
PAD26N	Tier I or II	11/07/08	DC	SA	Mn-54	0.013	0.021	0.035	pCi/g	U,G	No
PAD36L	Tier I or II	10/16/08	FW	SA	Mn-54	-2.21	3.29	5.26	pCi/L	U	No
PAD36L	Tier I or II	10/16/08	FW	SA	Mn-54	-0.376	3.31	5.4	pCi/L	U	No
PAD36L	Tier I or II	10/23/08	FB	SA	Mn-54	-2.13	2.18	3.4	pCi/L	U	No
PAD36L	Tier I or II	10/24/08	FW	SA	Mn-54	-3.89	2.82	4.11	pCi/L	U	No
PAD36L	Tier I or II	10/24/08	FW	SA	Mn-54	-0.273	3.17	5.24	pCi/L	U	No
PAD36L	Tier I or II	11/07/08	FW	SA	Mn-54	-0.9	3.8	6.4	pCi/L	U	No
PAD36L	Tier I or II	11/07/08	FB	SA	Mn-54	-0.5	3.1	5.2	pCi/L	U	No
PAD36L	Tier I or II	11/14/08	FB	SA	Mn-54	2.7	4.1	6.8	pCi/L	U	No
BM26-33B	Tier I	10/15/08	DM	SA	Mn-54	0.00995	0.0438	0.0749	pCi/g	U	No
BM26-33B	Tier I	10/21/08	DC	SA	Mn-54	0.00313	0.0326	0.0559	pCi/g	U	No
BM26-33B	Tier I	10/21/08	DC	SA	Mn-54	-0.0195	0.0368	0.0582	pCi/g	U	No
BM26-33B	Tier I	10/21/08	DC	SA	Mn-54	-0.00121	0.0286	0.0496	pCi/g	U	No
BM26-33D	Tier I	10/23/08	DM	SA	Mn-54	0.0133	0.0406	0.0698	pCi/g	U	No
BM26-33D	Tier I	10/31/08	DC	SA	Mn-54	0.00156	0.0303	0.0515	pCi/g	U	No
BM26-33D	Tier I	10/31/08	DC	SA	Mn-54	-0.0071	0.0274	0.0449	pCi/g	U	No
BM26-33D	Tier I	10/31/08	DC	SA	Mn-54	0.0121	0.0341	0.0586	pCi/g	U	No
BM26-34A	Tier I	10/01/08	DM	SA	Mn-54	-0.0111	0.0475	0.0794	pCi/g	U	No

Table 2
Summary of Radiological Analyses

Well Number	Well Type	Sample Date	Medium	Sample Type	Parameter	Activity or Concentration	Counting Error	Reporting Limit	Units	Flag	Detected ?
BM26-34A	Tier I	10/08/08	DC	SA	Mn-54	-0.0202	0.047	0.0741	pCi/g	U	No
BM26-34A	Tier I	10/09/08	DC	SA	Mn-54	-0.0334	0.0488	0.0761	pCi/g	U	No
BM26-34A	Tier I	10/09/08	DC	SA	Mn-54	0.0191	0.0371	0.0656	pCi/g	U	No
BM26-34B	Tier I	11/17/08	DM	SA	Mn-54	0.0389	0.0446	0.0788	pCi/g	U	No
BM26-34C	Tier I	12/22/08	DM	SA	Mn-54	0.00892	0.0394	0.0672	pCi/g	U	No
BM26-34C	Tier I	12/30/08	MS	SA	Mn-54	-0.011	0.053	0.083	pCi/g	U	No
BM36-13B	Tier I	12/09/08	PW	SA	Mn-54	-0.803	2.32	3.74	pCi/L	U	No
BM26-34D	Tier II	12/09/08	MS	SA	Mn-54	-0.0318	0.048	0.078	pCi/g	U	No
BM34-11A	Tier II	10/01/08	PW	SA	Mn-54	-0.498	1.71	2.73	pCi/L	U	No
BM34-12B	Tier II	10/01/08	PW	SA	Mn-54	-0.936	2.03	3.18	pCi/L	U	No
BM34-21A	Tier II	10/01/08	PW	SA	Mn-54	0.342	1.97	3.32	pCi/L	U	No
BM34-4	Tier II	10/23/08	PW	SA	Mn-54	-1.11	2.6	4.07	pCi/L	U	No
BM36-13D	Tier II	12/09/08	PW	SA	Mn-54	0.82	2.07	3.61	pCi/L	U	No
EN-PK21	Tier II	11/03/08	MS	SA	Mn-54	0.018	0.012	0.019	pCi/g	U,G	No
EN-PK21	Tier II	11/03/08	MF	SA	Mn-54	0.017	0.011	0.018	pCi/g	U,G	No
F21-15BB	Tier II	10/13/08	DC	SA	Mn-54	0.0128	0.0088	0.0141	pCi/g	U,G	No
FE21-10	Tier II	10/29/08	DC	SA	Mn-54	0.017	0.015	0.025	pCi/g	U,G	No
FE21-10BB	Tier II	10/22/08	DC	SA	Mn-54	0.009	0.015	0.025	pCi/g	U,G	No
FH15-13BB	Tier II	12/10/08	FB	SA	Mn-54	-2.1	3	5.3	pCi/L	UU	No
FH15-13BB	Tier II	12/10/08	FW	SA	Mn-54	1.3	3	5	pCi/L	U	No
PAD34C	Tier II	10/28/08	FW	SA	Mn-54	-1.02	2.94	4.8	pCi/L	U	No
PAD34C	Tier II	10/28/08	FW	SA	Mn-54	2.81	2.94	5.32	pCi/L	U	No
PAD34C	Tier II	10/28/08	FW	SA	Mn-54	-1.65	3.48	5.57	pCi/L	U	No
SP22-13	Tier II	11/18/08	PW	SA	Mn-54	1.03	1.99	3.49	pCi/L	U	No
SP22-13	Tier II	11/18/08	PW	FD	Mn-54	-0.919	2.29	3.61	pCi/L	U	No
SP411-13	Tier II	11/18/08	PW	SA	Mn-54	0.682	2.21	3.8	pCi/L	U	No
SP531-13	Tier II	11/18/08	PW	SA	Mn-54	2.2	2.48	4.49	pCi/L	U	No
PAD26N	Tier I or II	11/07/08	DC	SA	Na-22	0.001	0.022	0.037	pCi/g	U,G	No
PAD36L	Tier I or II	10/16/08	FW	SA	Na-22	1.4	4.69	8.04	pCi/L	U	No

**Table 2
Summary of Radiological Analyses**

Well Number	Well Type	Sample Date	Medium	Sample Type	Parameter	Activity or Concentration	Counting Error	Reporting Limit	Units	Flag	Detected ?
PAD36L	Tier I or II	10/16/08	FW	SA	Na-22	2.4	4.8	8.32	pCi/L	U	No
PAD36L	Tier I or II	10/23/08	FB	SA	Na-22	2.53	2.79	5.01	pCi/L	U	No
PAD36L	Tier I or II	10/24/08	FW	SA	Na-22	-3.05	3.57	5.56	pCi/L	U	No
PAD36L	Tier I or II	10/24/08	FW	SA	Na-22	-0.561	4.42	7.37	pCi/L	U	No
PAD36L	Tier I or II	11/07/08	FW	SA	Na-22	-0.3	5.1	8.7	pCi/L	U	No
PAD36L	Tier I or II	11/07/08	FB	SA	Na-22	-0.1	4.2	7.1	pCi/L	U	No
PAD36L	Tier I or II	11/14/08	FB	SA	Na-22	1.1	5.5	9.6	pCi/L	U	No
BM26-33B	Tier I	10/15/08	DM	SA	Na-22	0.0229	0.042	0.0756	pCi/g	U	No
BM26-33B	Tier I	10/21/08	DC	SA	Na-22	0.0146	0.0342	0.0613	pCi/g	U	No
BM26-33B	Tier I	10/21/08	DC	SA	Na-22	-0.0459	0.0355	0.0484	pCi/g	U	No
BM26-33B	Tier I	10/21/08	DC	SA	Na-22	0.0106	0.0251	0.045	pCi/g	U	No
BM26-33D	Tier I	10/23/08	DM	SA	Na-22	-0.021	0.0445	0.0681	pCi/g	U	No
BM26-33D	Tier I	10/31/08	DC	SA	Na-22	-0.0108	0.0285	0.0459	pCi/g	U	No
BM26-33D	Tier I	10/31/08	DC	SA	Na-22	-0.00954	0.0354	0.0584	pCi/g	U	No
BM26-33D	Tier I	10/31/08	DC	SA	Na-22	0.0256	0.039	0.0699	pCi/g	U	No
BM26-34A	Tier I	10/01/08	DM	SA	Na-22	-0.0219	0.0485	0.0778	pCi/g	U	No
BM26-34A	Tier I	10/08/08	DC	SA	Na-22	0.0122	0.046	0.0793	pCi/g	U	No
BM26-34A	Tier I	10/09/08	DC	SA	Na-22	-0.0224	0.0358	0.0559	pCi/g	U	No
BM26-34A	Tier I	10/09/08	DC	SA	Na-22	0.0124	0.0528	0.0909	pCi/g	U	No
BM26-34B	Tier I	11/17/08	DM	SA	Na-22	-0.0218	0.0476	0.0739	pCi/g	U	No
BM26-34C	Tier I	12/22/08	DM	SA	Na-22	-0.0221	0.041	0.0655	pCi/g	U	No
BM26-34C	Tier I	12/30/08	MS	SA	Na-22	-0.0481	0.0557	0.0832	pCi/g	U	No
BM36-13B	Tier I	12/09/08	PW	SA	Na-22	0.185	2.46	4.18	pCi/L	U	No
BM26-34D	Tier II	12/09/08	MS	SA	Na-22	0.0236	0.0528	0.093	pCi/g	U	No
BM34-11A	Tier II	10/01/08	PW	SA	Na-22	1.1	1.93	3.51	pCi/L	U	No
BM34-12B	Tier II	10/01/08	PW	SA	Na-22	-0.195	2.29	3.78	pCi/L	U	No
BM34-21A	Tier II	10/01/08	PW	SA	Na-22	0.856	2	3.55	pCi/L	U	No
BM34-4	Tier II	10/23/08	PW	SA	Na-22	-1.1	2.72	4.42	pCi/L	U	No
BM36-13D	Tier II	12/09/08	PW	SA	Na-22	1.78	2.58	4.72	pCi/L	U	No

**Table 2
Summary of Radiological Analyses**

Well Number	Well Type	Sample Date	Medium	Sample Type	Parameter	Activity or Concentration	Counting Error	Reporting Limit	Units	Flag	Detected ?
EN-PK21	Tier II	11/03/08	MS	SA	Na-22	-0.017	0.019	0.033	pCi/g	U,G	No
EN-PK21	Tier II	11/03/08	MF	SA	Na-22	0.005	0.016	0.026	pCi/g	U,G	No
F21-15BB	Tier II	10/13/08	DC	SA	Na-22	-0.019	0.015	0.026	pCi/g	U,G	No
FE21-10	Tier II	10/29/08	DC	SA	Na-22	-0.013	0.016	0.028	pCi/g	U,G	No
FE21-10BB	Tier II	10/22/08	DC	SA	Na-22	0	0.016	0.027	pCi/g	U,G	No
FH15-13BB	Tier II	12/10/08	FW	SA	Na-22	-0.1	3	5.2	pCi/L	U	No
PAD34C	Tier II	10/28/08	FW	SA	Na-22	-1.94	2.91	4.61	pCi/L	U	No
PAD34C	Tier II	10/28/08	FW	SA	Na-22	2.27	3.99	6.86	pCi/L	U	No
PAD34C	Tier II	10/28/08	FW	SA	Na-22	-2.98	4.82	7.87	pCi/L	U	No
SP22-13	Tier II	11/18/08	PW	SA	Na-22	-0.00683	1.96	3.31	pCi/L	U	No
SP22-13	Tier II	11/18/08	PW	FD	Na-22	-2.26	2.37	3.39	pCi/L	U	No
SP411-13	Tier II	11/18/08	PW	SA	Na-22	-0.879	2.14	3.4	pCi/L	U	No
SP531-13	Tier II	11/18/08	PW	SA	Na-22	-1.08	2.49	3.95	pCi/L	U	No
PAD26N	Tier I or II	11/07/08	DC	SA	Nb-94	-0.009	0.021	0.035	pCi/g	U,G	No
PAD36L	Tier I or II	10/16/08	FW	SA	Nb-94	0.563	2.83	4.79	pCi/L	U	No
PAD36L	Tier I or II	10/16/08	FW	SA	Nb-94	-0.0409	2.55	4.33	pCi/L	U	No
PAD36L	Tier I or II	10/23/08	FB	SA	Nb-94	0.236	2.11	3.5	pCi/L	U	No
PAD36L	Tier I or II	10/24/08	FW	SA	Nb-94	0.0777	2.5	3.99	pCi/L	U	No
PAD36L	Tier I or II	10/24/08	FW	SA	Nb-94	-3.49	2.66	4.08	pCi/L	U	No
PAD36L	Tier I or II	11/07/08	FW	SA	Nb-94	-0.4	3.6	6.2	pCi/L	U	No
PAD36L	Tier I or II	11/07/08	FB	SA	Nb-94	-0.4	3.2	5.5	pCi/L	U	No
PAD36L	Tier I or II	11/14/08	FB	SA	Nb-94	0	4.8	8.3	pCi/L	U	No
BM26-33B	Tier I	10/15/08	DM	SA	Nb-94	-0.00692	0.365	0.0613	pCi/g	U	No
BM26-33B	Tier I	10/21/08	DC	SA	Nb-94	0.0169	0.0263	0.0482	pCi/g	U	No
BM26-33B	Tier I	10/21/08	DC	SA	Nb-94	0.0109	0.0301	0.0526	pCi/g	U	No
BM26-33B	Tier I	10/21/08	DC	SA	Nb-94	0.0262	0.0266	0.0483	pCi/g	U	No
BM26-33D	Tier I	10/23/08	DM	SA	Nb-94	-0.00106	0.0313	0.0528	pCi/g	UJ	No
BM26-33D	Tier I	10/31/08	DC	SA	Nb-94	0.0118	0.0271	0.0482	pCi/g	U	No
BM26-33D	Tier I	10/31/08	DC	SA	Nb-94	-0.0193	0.0279	0.0446	pCi/g	U	No

Table 2
Summary of Radiological Analyses

Well Number	Well Type	Sample Date	Medium	Sample Type	Parameter	Activity or Concentration	Counting Error	Reporting Limit	Units	Flag	Detected ?
BM26-33D	Tier I	10/31/08	DC	SA	Nb-94	0.0212	0.0321	0.0572	pCi/g	U	No
BM26-34A	Tier I	10/01/08	DM	SA	Nb-94	-0.0273	0.0411	0.064	pCi/g	UU	No
BM26-34A	Tier I	10/08/08	DC	SA	Nb-94	0.0417	0.0431	0.0782	pCi/g	U	No
BM26-34A	Tier I	10/09/08	DC	SA	Nb-94	-0.0116	0.0279	0.0463	pCi/g	U	No
BM26-34A	Tier I	10/09/08	DC	SA	Nb-94	0.0207	0.0444	0.0779	pCi/g	U	No
BM26-34B	Tier I	11/17/08	DM	SA	Nb-94	0.0318	0.0392	0.0696	pCi/g	U	No
BM26-34C	Tier I	12/22/08	DM	SA	Nb-94	0.0149	0.0318	0.0639	pCi/g	U	No
BM26-34C	Tier I	12/30/08	MS	SA	Nb-94	0.024	0.0475	0.0832	pCi/g	U	No
BM36-13B	Tier I	12/09/08	PW	SA	Nb-94	-0.589	2.1	3.46	pCi/L	U	No
BM26-34D	Tier II	12/09/08	MS	SA	Nb-94	0.0252	0.0402	0.0735	pCi/g	U	No
BM34-11A	Tier II	10/01/08	PW	SA	Nb-94	-0.194	1.7	2.82	pCi/L	U	No
BM34-12B	Tier II	10/01/08	PW	SA	Nb-94	-0.473	2.15	3.55	pCi/L	U	No
BM34-21A	Tier II	10/01/08	PW	SA	Nb-94	0.692	1.84	3.18	pCi/L	U	No
BM34-4	Tier II	10/23/08	PW	SA	Nb-94	-1.93	2.06	3.21	pCi/L	U	No
BM36-13D	Tier II	12/09/08	PW	SA	Nb-94	-0.176	2.2	3.69	pCi/L	U	No
EN-PK21	Tier II	11/03/08	MS	SA	Nb-94	0.001	0.016	0.027	pCi/g	U,G	No
EN-PK21	Tier II	11/03/08	MF	SA	Nb-94	-0.006	0.015	0.026	pCi/g	U,G	No
F21-15BB	Tier II	10/13/08	DC	SA	Nb-94	0.005	0.012	0.02	pCi/g	U,G	No
FE21-10	Tier II	10/29/08	DC	SA	Nb-94	-0.003	0.015	0.026	pCi/g	U,G	No
FE21-10BB	Tier II	10/22/08	DC	SA	Nb-94	0.008	0.015	0.024	pCi/g	U,G	No
FH15-13BB	Tier II	12/10/08	FB	SA	Nb-94	1.3	3.2	5.4	pCi/L	U	No
FH15-13BB	Tier II	12/10/08	FW	SA	Nb-94	-1.2	3	5.1	pCi/L	U	No
PAD34C	Tier II	10/28/08	FW	SA	Nb-94	-1.03	2.52	4.14	pCi/L	U	No
PAD34C	Tier II	10/28/08	FW	SA	Nb-94	-0.707	2.66	4.28	pCi/L	U	No
PAD34C	Tier II	10/28/08	FW	SA	Nb-94	0.326	2.89	4.96	pCi/L	U	No
SP22-13	Tier II	11/18/08	PW	SA	Nb-94	0.244	1.92	3.28	pCi/L	U	No
SP22-13	Tier II	11/18/08	PW	FD	Nb-94	-0.267	1.9	3.15	pCi/L	U	No
SP411-13	Tier II	11/18/08	PW	SA	Nb-94	-0.0117	2.01	3.39	pCi/L	U	No
SP531-13	Tier II	11/18/08	PW	SA	Nb-94	0.831	2.22	3.87	pCi/L	U	No

Table 2
Summary of Radiological Analyses

Well Number	Well Type	Sample Date	Medium	Sample Type	Parameter	Activity or Concentration	Counting Error	Reporting Limit	Units	Flag	Detected ?
PAD26N	Tier I or II	11/07/08	DC	SA	Nb-95	-0.002	0.028	0.046	pCi/g	U,G	No
PAD36L	Tier I or II	10/16/08	FW	SA	Nb-95	-0.171	4.46	7.42	pCi/L	U	No
PAD36L	Tier I or II	10/16/08	FW	SA	Nb-95	-4.07	4.36	7.03	pCi/L	U	No
PAD36L	Tier I or II	10/23/08	FB	SA	Nb-95	1.65	3.19	5.71	pCi/L	U	No
PAD36L	Tier I or II	10/24/08	FW	SA	Nb-95	-1.93	3.76	6	pCi/L	U	No
PAD36L	Tier I or II	10/24/08	FW	SA	Nb-95	0.384	4.33	7.31	pCi/L	U	No
PAD36L	Tier I or II	11/07/08	FW	SA	Nb-95	-0.1	3.3	5.7	pCi/L	U	No
PAD36L	Tier I or II	11/07/08	FB	SA	Nb-95	0	3	5.2	pCi/L	U	No
PAD36L	Tier I or II	11/14/08	FB	SA	Nb-95	-3.6	4.5	8.3	pCi/L	U	No
BM26-33B	Tier I	10/15/08	DM	SA	Nb-95	0.0622	0.063	0.104	pCi/g	U	No
BM26-33B	Tier I	10/21/08	DC	SA	Nb-95	-0.0101	0.0565	0.0953	pCi/g	U	No
BM26-33B	Tier I	10/21/08	DC	SA	Nb-95	0.0529	0.0491	0.0829	pCi/g	U	No
BM26-33B	Tier I	10/21/08	DC	SA	Nb-95	0.0742	0.0582	0.0986	pCi/g	U	No
BM26-33D	Tier I	10/23/08	DM	SA	Nb-95	0.0632	0.0668	0.108	pCi/g	U	No
BM26-33D	Tier I	10/31/08	DC	SA	Nb-95	0.0278	0.043	0.0771	pCi/g	U	No
BM26-33D	Tier I	10/31/08	DC	SA	Nb-95	0.0159	0.0424	0.0742	pCi/g	U	No
BM26-33D	Tier I	10/31/08	DC	SA	Nb-95	0.0311	0.0459	0.0817	pCi/g	U	No
BM26-34A	Tier I	10/08/08	DC	SA	Nb-95	0.0538	0.0729	0.13	pCi/g	U	No
BM26-34A	Tier I	10/09/08	DC	SA	Nb-95	0.0022	0.0689	0.0989	pCi/g	U	No
BM26-34A	Tier I	10/09/08	DC	SA	Nb-95	0.0163	0.0772	0.132	pCi/g	U	No
BM26-34B	Tier I	11/17/08	DM	SA	Nb-95	-0.036	0.0613	0.0962	pCi/g	U	No
BM26-34C	Tier I	12/22/08	DM	SA	Nb-95	0.0841	0.0606	0.103	pCi/g	U	No
BM26-34C	Tier I	12/30/08	MS	SA	Nb-95	0.0442	0.0627	0.111	pCi/g	U	No
BM36-13B	Tier I	12/09/08	PW	SA	Nb-95	0.27	3.01	5.08	pCi/L	U	No
BM26-34D	Tier II	12/09/08	MS	SA	Nb-95	0.0364	0.0693	0.11	pCi/g	U	No
BM34-11A	Tier II	10/01/08	PW	SA	Nb-95	-1.03	2.04	3.18	pCi/L	U	No
BM34-12B	Tier II	10/01/08	PW	SA	Nb-95	-1.27	3.47	4.62	pCi/L	U	No
BM34-21A	Tier II	10/01/08	PW	SA	Nb-95	-1.73	2.73	4.24	pCi/L	U	No
BM34-4	Tier II	10/23/08	PW	SA	Nb-95	-3.24	3.18	4.82	pCi/L	U	No

**Table 2
Summary of Radiological Analyses**

Well Number	Well Type	Sample Date	Medium	Sample Type	Parameter	Activity or Concentration	Counting Error	Reporting Limit	Units	Flag	Detected ?
BM36-13D	Tier II	12/09/08	PW	SA	Nb-95	1.69	2.52	4.54	pCi/L	U	No
EN-PK21	Tier II	11/03/08	MS	SA	Nb-95	-0.022	0.023	0.039	pCi/g	U,G	No
EN-PK21	Tier II	11/03/08	MF	SA	Nb-95	0.022	0.02	0.031	pCi/g	U,G	No
F21-15BB	Tier II	10/13/08	DC	SA	Nb-95	-0.003	0.017	0.029	pCi/g	U,G	No
FE21-10	Tier II	10/29/08	DC	SA	Nb-95	0.004	0.02	0.033	pCi/g	U,G	No
FE21-10BB	Tier II	10/22/08	DC	SA	Nb-95	-0.021	0.019	0.034	pCi/g	U,G	No
FH15-13BB	Tier II	12/10/08	FB	SA	Nb-95	0.1	2.6	4.5	pCi/L	U	No
FH15-13BB	Tier II	12/10/08	FW	SA	Nb-95	-0.6	2.7	4.6	pCi/L	U	No
PAD34C	Tier II	10/28/08	FW	SA	Nb-95	0.846	3.97	6.8	pCi/L	U	No
PAD34C	Tier II	10/28/08	FW	SA	Nb-95	-5.41	3.95	5.71	pCi/L	U	No
PAD34C	Tier II	10/28/08	FW	SA	Nb-95	-3.31	4.71	7.6	pCi/L	U	No
SP22-13	Tier II	11/18/08	PW	SA	Nb-95	3.22	2.98	5.02	pCi/L	U	No
SP22-13	Tier II	11/18/08	PW	FD	Nb-95	-4.71	3.56	5.13	pCi/L	U	No
SP411-13	Tier II	11/18/08	PW	SA	Nb-95	0.91	3.62	6.2	pCi/L	U	No
SP531-13	Tier II	11/18/08	PW	SA	Nb-95	-0.688	3.69	6.09	pCi/L	U	No
PAD26N	Tier I or II	11/07/08	DC	SA	Nd-147	0.02	0.16	0.27	pCi/g	U,G	No
PAD36L	Tier I or II	10/16/08	FW	SA	Nd-147	-13.6	65.8	111	pCi/L	U	No
PAD36L	Tier I or II	10/16/08	FW	SA	Nd-147	53.2	66.1	112	pCi/L	U	No
PAD36L	Tier I or II	10/23/08	FB	SA	Nd-147	-2.19	48.8	81.5	pCi/L	U	No
PAD36L	Tier I or II	10/24/08	FW	SA	Nd-147	25.4	53.5	94	pCi/L	U	No
PAD36L	Tier I or II	10/24/08	FW	SA	Nd-147	-2.91	62.6	108	pCi/L	U	No
PAD36L	Tier I or II	11/07/08	FW	SA	Nd-147	-1	26	44	pCi/L	U	No
PAD36L	Tier I or II	11/07/08	FB	SA	Nd-147	3	21	36	pCi/L	U	No
PAD36L	Tier I or II	11/14/08	FB	SA	Nd-147	11	30	50	pCi/L	U	No
BM26-33B	Tier I	10/15/08	DM	SA	Nd-147	-0.522	1.09	1.72	pCi/g	U	No
BM26-33B	Tier I	10/21/08	DC	SA	Nd-147	-0.241	0.913	1.58	pCi/g	U	No
BM26-33B	Tier I	10/21/08	DC	SA	Nd-147	-0.0679	0.95	1.61	pCi/g	U	No
BM26-33B	Tier I	10/21/08	DC	SA	Nd-147	0.0954	0.765	1.33	pCi/g	U	No
BM26-33D	Tier I	10/23/08	DM	SA	Nd-147	-0.118	0.922	1.57	pCi/g	U	No

**Table 2
Summary of Radiological Analyses**

Well Number	Well Type	Sample Date	Medium	Sample Type	Parameter	Activity or Concentration	Counting Error	Reporting Limit	Units	Flag	Detected ?
BM26-33D	Tier I	10/31/08	DC	SA	Nd-147	0.131	0.517	0.932	pCi/g	U	No
BM26-33D	Tier I	10/31/08	DC	SA	Nd-147	-0.422	0.543	0.875	pCi/g	U	No
BM26-33D	Tier I	10/31/08	DC	SA	Nd-147	-0.307	0.536	0.876	pCi/g	U	No
BM26-34A	Tier I	10/01/08	DM	SA	Nd-147	0.191	0.834	1.46	pCi/g	U	No
BM26-34A	Tier I	10/08/08	DC	SA	Nd-147	-0.00521	1.48	2.4	pCi/g	U	No
BM26-34A	Tier I	10/09/08	DC	SA	Nd-147	-0.977	1.42	2.18	pCi/g	U	No
BM26-34A	Tier I	10/09/08	DC	SA	Nd-147	0.598	0.939	1.74	pCi/g	U	No
BM26-34B	Tier I	11/17/08	DM	SA	Nd-147	-0.157	0.687	1.1	pCi/g	U	No
BM26-34C	Tier I	12/22/08	DM	SA	Nd-147	0.279	0.619	1.07	pCi/g	U	No
BM26-34C	Tier I	12/30/08	DM	SA	Nd-147	0.337	0.715	1.22	pCi/g	U	No
BM36-13B	Tier I	12/09/08	PW	SA	Nd-147	19.3	36	64.2	pCi/L	U	No
BM26-34D	Tier II	12/09/08	DM	SA	Nd-147	0.425	0.603	1.08	pCi/g	U	No
BM34-11A	Tier II	10/01/08	PW	SA	Nd-147	-7.16	32.9	54.9	pCi/L	U	No
BM34-12B	Tier II	10/01/08	PW	SA	Nd-147	5.02	39.9	68.8	pCi/L	U	No
BM34-21A	Tier II	10/01/08	PW	SA	Nd-147	2.22	30.6	52.6	pCi/L	U	No
BM34-4	Tier II	10/23/08	PW	SA	Nd-147	-1.25	53.7	87.8	pCi/L	U	No
BM36-13D	Tier II	12/09/08	PW	SA	Nd-147	-18.1	34.8	57.1	pCi/L	U	No
EN-PK21	Tier II	11/03/08	MS	SA	Nd-147	-0.02	0.12	0.21	pCi/g	U,G	No
EN-PK21	Tier II	11/03/08	MF	SA	Nd-147	0.06	0.12	0.2	pCi/g	U,G	No
FE21-10	Tier II	10/29/08	DC	SA	Nd-147	-0.105	0.097	0.169	pCi/g	U,G	No
FE21-10BB	Tier II	10/22/08	DC	SA	Nd-147	-0.134	0.097	0.169	pCi/g	U,G	No
FH15-13BB	Tier II	12/10/08	FB	SA	Nd-147	-16	21	36	pCi/L	U	No
FH15-13BB	Tier II	12/10/08	FW	SA	Nd-147	4	21	35	pCi/L	U	No
PAD34C	Tier II	10/28/08	FW	SA	Nd-147	-14	53.9	91.3	pCi/L	U	No
PAD34C	Tier II	10/28/08	FW	SA	Nd-147	10.1	50.4	85.9	pCi/L	U	No
PAD34C	Tier II	10/28/08	FW	SA	Nd-147	19.4	64.3	107	pCi/L	U	No
SP22-13	Tier II	11/18/08	PW	SA	Nd-147	-39.1	58	79	pCi/L	U	No
SP22-13	Tier II	11/18/08	PW	FD	Nd-147	-52.7	58.3	92.3	pCi/L	U	No
SP411-13	Tier II	11/18/08	PW	SA	Nd-147	10.3	58	101	pCi/L	U	No

Table 2
Summary of Radiological Analyses

Well Number	Well Type	Sample Date	Medium	Sample Type	Parameter	Activity or Concentration	Counting Error	Reporting Limit	Units	Flag	Detected ?
SP531-13	Tier II	11/18/08	PW	SA	Nd-147	15.9	60.9	107	pCi/L	U	No
PAD26N	Tier I or II	11/07/08	DC	SA	Np-239	-0.31	0.38	0.65	pCi/g	U,G	No
PAD36L	Tier I or II	10/16/08	FW	SA	Np-239	8.28	17.9	31	pCi/L	U	No
PAD36L	Tier I or II	10/16/08	FW	SA	Np-239	1.61	18.1	30.2	pCi/L	U	No
PAD36L	Tier I or II	10/23/08	FB	SA	Np-239	-0.346	13.4	23.1	pCi/L	U	No
PAD36L	Tier I or II	10/24/08	FW	SA	Np-239	-0.346	16	26	pCi/L	U	No
PAD36L	Tier I or II	10/24/08	FW	SA	Np-239	-1.06	19	31.6	pCi/L	U	No
PAD36L	Tier I or II	11/07/08	FW	SA	Np-239	4	20	33	pCi/L	U	No
PAD36L	Tier I or II	11/07/08	FB	SA	Np-239	5	22	42	pCi/L	U	No
PAD36L	Tier I or II	11/14/08	FB	SA	Np-239	12	19	31	pCi/L	U	No
BM26-33B	Tier I	10/15/08	DM	SA	Np-239	0.126	0.193	0.335	pCi/g	U	No
BM26-33B	Tier I	10/21/08	DC	SA	Np-239	-0.0099	0.162	0.285	pCi/g	U	No
BM26-33B	Tier I	10/21/08	DC	SA	Np-239	-0.0469	0.144	0.238	pCi/g	U	No
BM26-33B	Tier I	10/21/08	DC	SA	Np-239	0.0428	0.143	0.254	pCi/g	U	No
BM26-33D	Tier I	10/23/08	DM	SA	Np-239	0.0647	0.182	0.319	pCi/g	U	No
BM26-33D	Tier I	10/31/08	DC	SA	Np-239	0.0244	0.141	0.249	pCi/g	U	No
BM26-33D	Tier I	10/31/08	DC	SA	Np-239	-0.0583	0.135	0.238	pCi/g	U	No
BM26-33D	Tier I	10/31/08	DC	SA	Np-239	-0.0395	0.11	0.189	pCi/g	U	No
BM26-34A	Tier I	10/01/08	DM	SA	Np-239	0.0971	0.229	0.405	pCi/g	U	No
BM26-34A	Tier I	10/08/08	DC	SA	Np-239	-0.028	0.169	0.286	pCi/g	U	No
BM26-34A	Tier I	10/09/08	DC	SA	Np-239	-0.0813	0.201	0.337	pCi/g	U	No
BM26-34A	Tier I	10/09/08	DC	SA	Np-239	0.00556	0.156	0.275	pCi/g	U	No
BM26-34B	Tier I	11/17/08	DM	SA	Np-239	0.083	0.138	0.241	pCi/g	U	No
BM26-34C	Tier I	12/22/08	DM	SA	Np-239	0.0642	0.191	0.323	pCi/g	U	No
BM26-34C	Tier I	12/30/08	MS	SA	Np-239	0.0346	0.214	0.364	pCi/g	UJ	No
BM36-13B	Tier I	12/09/08	PW	SA	Np-239	0.539	15.6	26	pCi/L	U	No
BM26-34D	Tier II	12/09/08	MS	SA	Np-239	0.0112	0.175	0.306	pCi/g	U	No
BM34-11A	Tier II	10/01/08	PW	SA	Np-239	-4.89	12	18.5	pCi/L	U	No
BM34-12B	Tier II	10/01/08	PW	SA	Np-239	-4.74	16	26.3	pCi/L	U	No

**Table 2
Summary of Radiological Analyses**

Well Number	Well Type	Sample Date	Medium	Sample Type	Parameter	Activity or Concentration	Counting Error	Reporting Limit	Units	Flag	Detected ?
BM34-21A	Tier II	10/01/08	PW	SA	Np-239	2.9	13	21.5	pCi/L	U	No
BM34-4	Tier II	10/23/08	PW	SA	Np-239	4.85	15.8	26.5	pCi/L	U	No
BM36-13D	Tier II	12/09/08	PW	SA	Np-239	14.1	15.6	27	pCi/L	U	No
EN-PK21	Tier II	11/03/08	MF	SA	Np-239	0.04	0.21	0.35	pCi/g	U,G	No
F21-15BB	Tier II	10/13/08	DC	SA	Np-239	-0.2	0.26	0.44	pCi/g	U,G	No
FE21-10	Tier II	10/29/08	DC	SA	Np-239	0.103	0.098	0.162	pCi/g	U,G	No
FE21-10BB	Tier II	10/22/08	DC	SA	Np-239	-0.15	0.16	0.27	pCi/g	UJ	No
FH15-13BB	Tier II	12/10/08	FB	SA	Np-239	9	18	30	pCi/L	U	No
FH15-13BB	Tier II	12/10/08	FW	SA	Np-239	24	20	36	pCi/L	U	No
PAD34C	Tier II	10/28/08	FW	SA	Np-239	-20	20.2	31.5	pCi/L	U	No
PAD34C	Tier II	10/28/08	FW	SA	Np-239	-8.54	16.9	28.6	pCi/L	U	No
PAD34C	Tier II	10/28/08	FW	SA	Np-239	-0.337	21.5	35.6	pCi/L	U	No
SP22-13	Tier II	11/18/08	PW	SA	Np-239	0.696	13.3	21.8	pCi/L	U	No
SP22-13	Tier II	11/18/08	PW	FD	Np-239	8.72	10.9	19.2	pCi/L	U	No
SP411-13	Tier II	11/18/08	PW	SA	Np-239	-3.51	15.6	25.8	pCi/L	U	No
SP531-13	Tier II	11/18/08	PW	SA	Np-239	2.25	15.4	25.8	pCi/L	U	No
PAD36L	Tier I or II	11/07/08	FW	SA	Pa-234m	910	710	1150	pCi/L	U	No
PAD36L	Tier I or II	11/07/08	FB	SA	Pa-234m	140	580	970	pCi/L	U	No
PAD36L	Tier I or II	11/14/08	FB	SA	Pa-234m	340	830	1400	pCi/L	U	No
EN-PK21	Tier II	11/03/08	MS	SA	Pa-234m	3.7	2.3	3.7	pCi/g	U,G	No
EN-PK21	Tier II	11/03/08	MF	SA	Pa-234m	2.3	2.5	4.1	pCi/g	U,G	No
F21-15BB	Tier II	10/13/08	DC	SA	Pa-234m	1.1	2.1	3.4	pCi/g	U,G	No
FE21-10	Tier II	10/29/08	DC	SA	Pa-234m	2.1	2.5	4	pCi/g	U,G	No
FE21-10BB	Tier II	10/22/08	DC	SA	Pa-234m	-0.8	2.3	4	pCi/g	U,G	No
FH15-13BB	Tier II	12/10/08	FB	SA	Pa-234m	660	480	760	pCi/L	U	No
FH15-13BB	Tier II	12/10/08	FW	SA	Pa-234m	190	530	890	pCi/L	U	No
PAD26N	Tier I or II	11/07/08	DC	SA	Pb-210	-1.7	5.8	9.7	pCi/g	U,G,J	No
PAD36L	Tier I or II	10/16/08	FW	SA	Pb-210	-150	429	646	pCi/L	U	No
PAD36L	Tier I or II	10/16/08	FW	SA	Pb-210	-209	892	1520	pCi/L	U	No

**Table 2
Summary of Radiological Analyses**

Well Number	Well Type	Sample Date	Medium	Sample Type	Parameter	Activity or Concentration	Counting Error	Reporting Limit	Units	Flag	Detected ?
PAD36L	Tier I or II	10/23/08	FB	SA	Pb-210	-335	349	489	pCi/L	U	No
PAD36L	Tier I or II	10/24/08	FW	SA	Pb-210	-167	378	590	pCi/L	U	No
PAD36L	Tier I or II	10/24/08	FW	SA	Pb-210	-186	571	877	pCi/L	U	No
PAD36L	Tier I or II	11/07/08	FW	SA	Pb-210	-17	73	122	pCi/L	U,J	No
PAD36L	Tier I or II	11/07/08	FB	SA	Pb-210	560	370	590	pCi/L	U,J	No
PAD36L	Tier I or II	11/14/08	FB	SA	Pb-210	-81	83	144	pCi/L	UJ	No
BM26-33B	Tier I	10/15/08	DM	SA	Pb-210	3.22	9.52	16.9	pCi/g	U	No
BM26-33B	Tier I	10/21/08	DC	SA	Pb-210	-2.22	3.77	6.69	pCi/g	U	No
BM26-33B	Tier I	10/21/08	DC	SA	Pb-210	1.16	1.79	3.32	pCi/g	U	No
BM26-33D	Tier I	10/23/08	DM	SA	Pb-210	1.15	2.35	3.95	pCi/g	U	No
BM26-33D	Tier I	10/31/08	DC	SA	Pb-210	1.17	2.72	5.06	pCi/g	U	No
BM26-33D	Tier I	10/31/08	DC	SA	Pb-210	-0.486	2.67	4.57	pCi/g	U	No
BM26-33D	Tier I	10/31/08	DC	SA	Pb-210	0.53	0.534	0.541	pCi/g	U	No
BM26-34A	Tier I	10/01/08	DM	SA	Pb-210	-0.441	3.26	5.45	pCi/g	U	No
BM26-34A	Tier I	10/08/08	DC	SA	Pb-210	-0.577	5.2	8.06	pCi/g	U	No
BM26-34A	Tier I	10/09/08	DC	SA	Pb-210	-0.795	4.91	9.11	pCi/g	U	No
BM26-34C	Tier I	12/22/08	DM	SA	Pb-210	-0.937	2.89	4.47	pCi/g	U	No
BM26-34C	Tier I	12/30/08	MS	SA	Pb-210	0.848	0.953	0.97	pCi/g	UJ	No
BM36-13B	Tier I	12/09/08	PW	SA	Pb-210	-182	489	770	pCi/L	U	No
BM34-11A	Tier II	10/01/08	PW	SA	Pb-210	-221	314	416	pCi/L	U	No
BM34-12B	Tier II	10/01/08	PW	SA	Pb-210	-133	423	666	pCi/L	U	No
BM34-21A	Tier II	10/01/08	PW	SA	Pb-210	-162	329	466	pCi/L	U	No
BM34-4	Tier II	10/23/08	PW	SA	Pb-210	478	823	1450	pCi/L	U	No
BM36-13D	Tier II	12/09/08	PW	SA	Pb-210	-345	488	722	pCi/L	U	No
EN-PK21	Tier II	11/03/08	MS	SA	Pb-210	2	5.9	9.8	pCi/g	U,G	No
EN-PK21	Tier II	11/03/08	MF	SA	Pb-210	4.9	5.9	9.8	pCi/g	U,G	No
F21-15BB	Tier II	10/13/08	DC	SA	Pb-210	1.1	3.8	6.2	pCi/g	U,G,J	No
FE21-10	Tier II	10/29/08	DC	SA	Pb-210	3	2.6	4.2	pCi/g	U,G	No
FE21-10BB	Tier II	10/22/08	DC	SA	Pb-210	2.8	2.5	4.1	pCi/g	U,G	No

**Table 2
Summary of Radiological Analyses**

Well Number	Well Type	Sample Date	Medium	Sample Type	Parameter	Activity or Concentration	Counting Error	Reporting Limit	Units	Flag	Detected ?
FH15-13BB	Tier II	12/10/08	FB	SA	Pb-210	360	350	570	pCi/L	U,J	No
FH15-13BB	Tier II	12/10/08	FW	SA	Pb-210	290	330	540	pCi/L	U,J	No
PAD34C	Tier II	10/28/08	FW	SA	Pb-210	54	484	769	pCi/L	U	No
PAD34C	Tier II	10/28/08	FW	SA	Pb-210	-119	478	709	pCi/L	U	No
PAD34C	Tier II	10/28/08	FW	SA	Pb-210	-11.2	1060	1830	pCi/L	U	No
SP22-13	Tier II	11/18/08	PW	SA	Pb-210	36.2	169	173	pCi/L	U	No
SP411-13	Tier II	11/18/08	PW	SA	Pb-210	89.6	425	742	pCi/L	U	No
SP531-13	Tier II	11/18/08	PW	SA	Pb-210	67.1	519	814	pCi/L	U	No
PAD36L	Tier I or II	10/16/08	FW	SA	Pb-212	-2	6.35	9.31	pCi/L	U	No
PAD36L	Tier I or II	10/16/08	FW	SA	Pb-212	6.99	6.87	9.18	pCi/L	U	No
PAD36L	Tier I or II	10/23/08	FB	SA	Pb-212	3.36	5.54	7.91	pCi/L	U	No
PAD36L	Tier I or II	10/24/08	FW	SA	Pb-212	-1.2	5.28	8.24	pCi/L	U	No
PAD36L	Tier I or II	10/24/08	FW	SA	Pb-212	-3.78	5.86	8.94	pCi/L	U	No
PAD36L	Tier I or II	11/07/08	FW	SA	Pb-212	8.1	8.1	13.3	pCi/L	U	No
PAD36L	Tier I or II	11/07/08	FB	SA	Pb-212	3	8.8	14.5	pCi/L	U	No
PAD36L	Tier I or II	11/14/08	FB	SA	Pb-212	2.1	8	13.4	pCi/L	U	No
BM36-13B	Tier I	12/09/08	PW	SA	Pb-212	2.26	7.41	7.38	pCi/L	U	No
BM34-11A	Tier II	10/01/08	PW	SA	Pb-212	0.649	3.73	5.89	pCi/L	U	No
BM34-12B	Tier II	10/01/08	PW	SA	Pb-212	-1.2	5.33	7.8	pCi/L	U	No
BM34-21A	Tier II	10/01/08	PW	SA	Pb-212	0.453	5.93	6	pCi/L	U	No
BM34-4	Tier II	10/23/08	PW	SA	Pb-212	3.6	5.91	8.05	pCi/L	U	No
BM36-13D	Tier II	12/09/08	PW	SA	Pb-212	5.05	8.36	7.98	pCi/L	U	No
FH15-13BB	Tier II	12/10/08	FB	SA	Pb-212	5.2	8.5	14	pCi/L	U	No
FH15-13BB	Tier II	12/10/08	FW	SA	Pb-212	3.5	8.5	14.1	pCi/L	U	No
PAD34C	Tier II	10/28/08	FW	SA	Pb-212	0.416	6.21	9.1	pCi/L	U	No
PAD34C	Tier II	10/28/08	FW	SA	Pb-212	4.49	10.9	8.25	pCi/L	U	No
PAD34C	Tier II	10/28/08	FW	SA	Pb-212	3.26	6.84	10.4	pCi/L	U	No
SP22-13	Tier II	11/18/08	PW	SA	Pb-212	1.11	5.92	7.53	pCi/L	U	No
SP411-13	Tier II	11/18/08	PW	SA	Pb-212	-2.45	4.62	7.33	pCi/L	U	No

**Table 2
Summary of Radiological Analyses**

Well Number	Well Type	Sample Date	Medium	Sample Type	Parameter	Activity or Concentration	Counting Error	Reporting Limit	Units	Flag	Detected ?
SP531-13	Tier II	11/18/08	PW	SA	Pb-212	-1.98	5.39	7.9	pCi/L	U	No
PAD36L	Tier I or II	10/16/08	FW	SA	Pb-214	11.4	11.2	11.9	pCi/L	U	No
PAD36L	Tier I or II	10/24/08	FW	SA	Pb-214	-3.99	6.23	9.24	pCi/L	U	No
PAD36L	Tier I or II	10/24/08	FW	SA	Pb-214	9.41	9.74	12.3	pCi/L	U	No
PAD36L	Tier I or II	11/07/08	FW	SA	Pb-214	3	11	18	pCi/L	UU	No
PAD36L	Tier I or II	11/07/08	FB	SA	Pb-214	-1.7	9.7	16.2	pCi/L	UU	No
BM36-13B	Tier I	12/09/08	PW	SA	Pb-214	0.587	6.35	8.83	pCi/L	U	No
BM34-11A	Tier II	10/01/08	PW	SA	Pb-214	3.26	4.64	7.09	pCi/L	U	No
BM34-12B	Tier II	10/01/08	PW	SA	Pb-214	4.67	6.2	9.44	pCi/L	U	No
BM34-21A	Tier II	10/01/08	PW	SA	Pb-214	5.87	7.86	8.31	pCi/L	U	No
FH15-13BB	Tier II	12/10/08	FB	SA	Pb-214	-3	11	19	pCi/L	UU	No
FH15-13BB	Tier II	12/10/08	FW	SA	Pb-214	0	11	19	pCi/L	UU	No
PAD26N	Tier I or II	11/07/08	DC	SA	Pm-144	0.008	0.028	0.047	pCi/g	U,G	No
PAD36L	Tier I or II	10/16/08	FW	SA	Pm-144	-2.25	2.89	4.66	pCi/L	U	No
PAD36L	Tier I or II	10/16/08	FW	SA	Pm-144	-0.216	2.71	4.59	pCi/L	U	No
PAD36L	Tier I or II	10/23/08	FB	SA	Pm-144	-1.28	2.18	3.39	pCi/L	U	No
PAD36L	Tier I or II	10/24/08	FW	SA	Pm-144	-0.816	2.42	3.96	pCi/L	U	No
PAD36L	Tier I or II	10/24/08	FW	SA	Pm-144	2.46	2.85	5.07	pCi/L	U	No
PAD36L	Tier I or II	11/07/08	FW	SA	Pm-144	-2.7	3.7	6.4	pCi/L	UU	No
PAD36L	Tier I or II	11/07/08	FB	SA	Pm-144	2.5	2.7	4.5	pCi/L	U	No
PAD36L	Tier I or II	11/14/08	FB	SA	Pm-144	-1.7	4.3	7.7	pCi/L	U	No
BM26-33B	Tier I	10/15/08	DM	SA	Pm-144	-0.00836	0.0375	0.0627	pCi/g	U	No
BM26-33B	Tier I	10/21/08	DC	SA	Pm-144	-0.0123	0.029	0.048	pCi/g	U	No
BM26-33B	Tier I	10/21/08	DC	SA	Pm-144	-0.0279	0.0264	0.04	pCi/g	U	No
BM26-33B	Tier I	10/21/08	DC	SA	Pm-144	-0.015	0.0315	0.051	pCi/g	U	No
BM26-33D	Tier I	10/23/08	DM	SA	Pm-144	0.00734	0.0331	0.0571	pCi/g	U	No
BM26-33D	Tier I	10/31/08	DC	SA	Pm-144	-0.000391	0.0255	0.0438	pCi/g	U	No
BM26-33D	Tier I	10/31/08	DC	SA	Pm-144	-0.00518	0.0268	0.0448	pCi/g	U	No
BM26-33D	Tier I	10/31/08	DC	SA	Pm-144	0.014	0.0322	0.0565	pCi/g	U	No

**Table 2
Summary of Radiological Analyses**

Well Number	Well Type	Sample Date	Medium	Sample Type	Parameter	Activity or Concentration	Counting Error	Reporting Limit	Units	Flag	Detected ?
BM26-34A	Tier I	10/01/08	DM	SA	Pm-144	0.03	0.0428	0.0756	pCi/g	U	No
BM26-34A	Tier I	10/08/08	DC	SA	Pm-144	-0.00915	0.0436	0.072	pCi/g	U	No
BM26-34A	Tier I	10/09/08	DC	SA	Pm-144	0.00388	0.0292	0.051	pCi/g	U	No
BM26-34A	Tier I	10/09/08	DC	SA	Pm-144	0.0281	0.0403	0.0724	pCi/g	U	No
BM26-34B	Tier I	11/17/08	DM	SA	Pm-144	-0.0194	0.039	0.0623	pCi/g	U	No
BM26-34C	Tier I	12/22/08	DM	SA	Pm-144	0.0216	0.0368	0.0626	pCi/g	U	No
BM26-34C	Tier I	12/30/08	MS	SA	Pm-144	0.00097	0.0483	0.0816	pCi/g	U	No
BM36-13B	Tier I	12/09/08	PW	SA	Pm-144	2.31	2.2	4.02	pCi/L	UJ	No
BM26-34D	Tier II	12/09/08	MS	SA	Pm-144	-0.00494	0.0425	0.0736	pCi/g	U	No
BM34-11A	Tier II	10/01/08	PW	SA	Pm-144	-0.553	1.79	2.9	pCi/L	U	No
BM34-12B	Tier II	10/01/08	PW	SA	Pm-144	0.794	2.31	3.98	pCi/L	U	No
BM34-21A	Tier II	10/01/08	PW	SA	Pm-144	0.648	1.83	3.17	pCi/L	U	No
BM34-4	Tier II	10/23/08	PW	SA	Pm-144	-0.712	2.21	3.65	pCi/L	U	No
BM36-13D	Tier II	12/09/08	PW	SA	Pm-144	0.332	2.27	3.88	pCi/L	UJ	No
EN-PK21	Tier II	11/03/08	MS	SA	Pm-144	-0.008	0.026	0.043	pCi/g	UJ	No
EN-PK21	Tier II	11/03/08	MF	SA	Pm-144	0.005	0.015	0.025	pCi/g	U,G	No
F21-15BB	Tier II	10/13/08	DC	SA	Pm-144	0.004	0.012	0.02	pCi/g	U,G	No
FE21-10	Tier II	10/29/08	DC	SA	Pm-144	0.017	0.015	0.024	pCi/g	U,G	No
FE21-10BB	Tier II	10/22/08	DC	SA	Pm-144	0.011	0.015	0.024	pCi/g	U,G	No
FH15-13BB	Tier II	12/10/08	FB	SA	Pm-144	0.7	3.2	5.4	pCi/L	U	No
FH15-13BB	Tier II	12/10/08	FW	SA	Pm-144	1.9	3.2	5.2	pCi/L	U	No
PAD34C	Tier II	10/28/08	FW	SA	Pm-144	-1.21	2.68	4.4	pCi/L	U	No
PAD34C	Tier II	10/28/08	FW	SA	Pm-144	0.192	2.71	4.48	pCi/L	U	No
PAD34C	Tier II	10/28/08	FW	SA	Pm-144	0.268	3	5.13	pCi/L	U	No
SP22-13	Tier II	11/18/08	PW	SA	Pm-144	-0.0785	1.82	3.06	pCi/L	U	No
SP22-13	Tier II	11/18/08	PW	FD	Pm-144	1.92	2.24	4.03	pCi/L	U	No
SP411-13	Tier II	11/18/08	PW	SA	Pm-144	0.779	2.14	3.73	pCi/L	U	No
SP531-13	Tier II	11/18/08	PW	SA	Pm-144	0.663	2.21	3.85	pCi/L	U	No
PAD26N	Tier I or II	11/07/08	DC	SA	Pm-146	-0.015	0.025	0.043	pCi/g	U,G	No

**Table 2
Summary of Radiological Analyses**

Well Number	Well Type	Sample Date	Medium	Sample Type	Parameter	Activity or Concentration	Counting Error	Reporting Limit	Units	Flag	Detected ?
PAD36L	Tier I or II	10/16/08	FW	SA	Pm-146	-0.845	3.48	5.9	pCi/L	U	No
PAD36L	Tier I or II	10/16/08	FW	SA	Pm-146	-5.6	3.55	5.4	pCi/L	U	No
PAD36L	Tier I or II	10/23/08	FB	SA	Pm-146	-0.988	2.82	4.51	pCi/L	U	No
PAD36L	Tier I or II	10/24/08	FW	SA	Pm-146	-1.91	2.93	4.83	pCi/L	U	No
PAD36L	Tier I or II	10/24/08	FW	SA	Pm-146	-0.319	3.54	5.8	pCi/L	U	No
PAD36L	Tier I or II	11/07/08	FW	SA	Pm-146	-1.3	3.6	6.2	pCi/L	U	No
PAD36L	Tier I or II	11/07/08	FB	SA	Pm-146	-0.9	3.6	6.1	pCi/L	U	No
PAD36L	Tier I or II	11/14/08	FB	SA	Pm-146	-4.1	5.1	9.2	pCi/L	U	No
BM26-33B	Tier I	10/15/08	DM	SA	Pm-146	0.0419	0.0495	0.087	pCi/g	U	No
BM26-33B	Tier I	10/21/08	DC	SA	Pm-146	-0.0074	0.0367	0.0613	pCi/g	U	No
BM26-33B	Tier I	10/21/08	DC	SA	Pm-146	-0.01	0.0325	0.055	pCi/g	U	No
BM26-33B	Tier I	10/21/08	DC	SA	Pm-146	0.0188	0.0353	0.0613	pCi/g	U	No
BM26-33D	Tier I	10/23/08	DM	SA	Pm-146	0.0104	0.0455	0.0757	pCi/g	U	No
BM26-33D	Tier I	10/31/08	DC	SA	Pm-146	0.00373	0.0313	0.0566	pCi/g	U	No
BM26-33D	Tier I	10/31/08	DC	SA	Pm-146	0.00596	0.0319	0.0569	pCi/g	U	No
BM26-33D	Tier I	10/31/08	DC	SA	Pm-146	0.0348	0.0336	0.0611	pCi/g	U	No
BM26-34A	Tier I	10/01/08	DM	SA	Pm-146	0.0363	0.053	0.0924	pCi/g	U	No
BM26-34A	Tier I	10/08/08	DC	SA	Pm-146	0.0175	0.0449	0.0769	pCi/g	U	No
BM26-34A	Tier I	10/09/08	DC	SA	Pm-146	-0.0162	0.0386	0.0633	pCi/g	U	No
BM26-34A	Tier I	10/09/08	DC	SA	Pm-146	0.0116	0.0525	0.0893	pCi/g	U	No
BM26-34B	Tier I	11/17/08	DM	SA	Pm-146	0.0132	0.0468	0.0786	pCi/g	U	No
BM26-34C	Tier I	12/22/08	DM	SA	Pm-146	-0.0403	0.0452	0.0686	pCi/g	U	No
BM26-34C	Tier I	12/30/08	MS	SA	Pm-146	0.0572	0.0605	0.102	pCi/g	U	No
BM36-13B	Tier I	12/09/08	PW	SA	Pm-146	-0.783	2.89	4.65	pCi/L	U	No
BM26-34D	Tier II	12/09/08	MS	SA	Pm-146	0.0245	0.0502	0.087	pCi/g	U	No
BM34-11A	Tier II	10/01/08	PW	SA	Pm-146	0.355	2.25	3.9	pCi/L	U	No
BM34-12B	Tier II	10/01/08	PW	SA	Pm-146	-0.152	3.1	5.08	pCi/L	U	No
BM34-21A	Tier II	10/01/08	PW	SA	Pm-146	1.12	2.44	4.34	pCi/L	U	No
BM34-4	Tier II	10/23/08	PW	SA	Pm-146	-2.79	2.91	4.42	pCi/L	U	No

**Table 2
Summary of Radiological Analyses**

Well Number	Well Type	Sample Date	Medium	Sample Type	Parameter	Activity or Concentration	Counting Error	Reporting Limit	Units	Flag	Detected ?
BM36-13D	Tier II	12/09/08	PW	SA	Pm-146	0.915	3.24	5.46	pCi/L	U	No
EN-PK21	Tier II	11/03/08	MS	SA	Pm-146	0.008	0.016	0.027	pCi/g	U,G	No
EN-PK21	Tier II	11/03/08	MF	SA	Pm-146	0.013	0.018	0.029	pCi/g	U,G	No
F21-15BB	Tier II	10/13/08	DC	SA	Pm-146	0.008	0.014	0.023	pCi/g	U,G	No
FE21-10	Tier II	10/29/08	DC	SA	Pm-146	0.015	0.017	0.028	pCi/g	U,G	No
FE21-10BB	Tier II	10/22/08	DC	SA	Pm-146	0.017	0.016	0.027	pCi/g	U,G	No
FH15-13BB	Tier II	12/10/08	FB	SA	Pm-146	-3	3.1	5.5	pCi/L	U	No
FH15-13BB	Tier II	12/10/08	FW	SA	Pm-146	0.8	3	5	pCi/L	U	No
PAD34C	Tier II	10/28/08	FW	SA	Pm-146	-0.764	3.13	5.06	pCi/L	U	No
PAD34C	Tier II	10/28/08	FW	SA	Pm-146	0.57	2.99	5.14	pCi/L	U	No
PAD34C	Tier II	10/28/08	FW	SA	Pm-146	-0.477	4.14	6.82	pCi/L	U	No
SP22-13	Tier II	11/18/08	PW	SA	Pm-146	-0.281	2.62	4.25	pCi/L	U	No
SP22-13	Tier II	11/18/08	PW	FD	Pm-146	1.18	2.86	4.87	pCi/L	U	No
SP411-13	Tier II	11/18/08	PW	SA	Pm-146	-3.97	2.94	4.29	pCi/L	U	No
SP531-13	Tier II	11/18/08	PW	SA	Pm-146	1.03	2.94	4.99	pCi/L	U	No
PAD36L	Tier I or II	11/07/08	FW	SA	Ra-226	5	88	146	pCi/L	UJ, SI	No
PAD36L	Tier I or II	11/07/08	FB	SA	Ra-226	45	82	136	pCi/L	UJ, SI	No
PAD36L	Tier I or II	11/14/08	FB	SA	Ra-226	-18	79	135	pCi/L	UJ	No
FH15-13BB	Tier II	12/10/08	FB	SA	Ra-226	50	110	180	pCi/L	UJ, SI	No
FH15-13BB	Tier II	12/10/08	FW	SA	Ra-226	40	100	170	pCi/L	UJ, SI	No
PAD36L	Tier I or II	10/16/08	FW	SA	Ra-228	16.7	18.2	23.3	pCi/L	U	No
PAD36L	Tier I or II	10/24/08	FW	SA	Ra-228	-2.72	12.1	18.1	pCi/L	U	No
PAD36L	Tier I or II	11/07/08	FW	SA	Ra-228	13	13	25	pCi/L	U	No
PAD36L	Tier I or II	11/07/08	FB	SA	Ra-228	17	13	21	pCi/L	U	No
PAD36L	Tier I or II	11/14/08	FB	SA	Ra-228	9	23	38	pCi/L	U	No
BM36-13B	Tier I	12/09/08	PW	SA	Ra-228	-2.23	10.7	16.4	pCi/L	U	No
BM34-11A	Tier II	10/01/08	PW	SA	Ra-228	-0.947	7.62	11.4	pCi/L	U	No
BM34-12B	Tier II	10/01/08	PW	SA	Ra-228	-5.2	10.8	16	pCi/L	U	No
BM34-21A	Tier II	10/01/08	PW	SA	Ra-228	-4.7	8.29	11.5	pCi/L	U	No

**Table 2
Summary of Radiological Analyses**

Well Number	Well Type	Sample Date	Medium	Sample Type	Parameter	Activity or Concentration	Counting Error	Reporting Limit	Units	Flag	Detected ?
BM36-13D	Tier II	12/09/08	PW	SA	Ra-228	2.6	11	17.9	pCi/L	U	No
SP411-13	Tier II	11/18/08	PW	SA	Ra-228	16.7	13.5	18.8	pCi/L	U	No
SP531-13	Tier II	11/18/08	PW	SA	Ra-228	18.1	13	20.7	pCi/L	U	No
PAD26N	Tier I or II	11/07/08	DC	SA	Ru-106	-0.09	0.17	0.29	pCi/g	U,G	No
PAD36L	Tier I or II	10/16/08	FW	SA	Ru-106	-8.42	26.9	44.6	pCi/L	U	No
PAD36L	Tier I or II	10/16/08	FW	SA	Ru-106	16.4	25.1	44.2	pCi/L	U	No
PAD36L	Tier I or II	10/23/08	FB	SA	Ru-106	-2.14	20.3	33.4	pCi/L	U	No
PAD36L	Tier I or II	10/24/08	FW	SA	Ru-106	8.49	21.4	37.2	pCi/L	U	No
PAD36L	Tier I or II	10/24/08	FW	SA	Ru-106	-11.8	25.5	42.1	pCi/L	U	No
PAD36L	Tier I or II	11/07/08	FW	SA	Ru-106	-7	30	51	pCi/L	U	No
PAD36L	Tier I or II	11/07/08	FB	SA	Ru-106	-10	27	46	pCi/L	U	No
PAD36L	Tier I or II	11/14/08	FB	SA	Ru-106	12	37	63	pCi/L	U	No
BM26-33B	Tier I	10/15/08	DM	SA	Ru-106	0.0725	0.319	0.559	pCi/g	U	No
BM26-33B	Tier I	10/21/08	DC	SA	Ru-106	-0.02	0.271	0.47	pCi/g	U	No
BM26-33B	Tier I	10/21/08	DC	SA	Ru-106	-0.0979	0.228	0.371	pCi/g	U	No
BM26-33B	Tier I	10/21/08	DC	SA	Ru-106	0.125	0.275	0.489	pCi/g	U	No
BM26-33D	Tier I	10/23/08	DM	SA	Ru-106	-0.207	0.334	0.539	pCi/g	U	No
BM26-33D	Tier I	10/31/08	DC	SA	Ru-106	0.0856	0.237	0.425	pCi/g	U	No
BM26-33D	Tier I	10/31/08	DC	SA	Ru-106	0.0152	0.273	0.47	pCi/g	U	No
BM26-33D	Tier I	10/31/08	DC	SA	Ru-106	0.0178	0.236	0.409	pCi/g	U	No
BM26-34A	Tier I	10/01/08	DM	SA	Ru-106	-0.126	0.37	0.604	pCi/g	U	No
BM26-34A	Tier I	10/08/08	DC	SA	Ru-106	0.0253	0.376	0.642	pCi/g	U	No
BM26-34A	Tier I	10/09/08	DC	SA	Ru-106	-0.249	0.407	0.66	pCi/g	U	No
BM26-34A	Tier I	10/09/08	DC	SA	Ru-106	-0.0197	0.287	0.498	pCi/g	U	No
BM26-34B	Tier I	11/17/08	DM	SA	Ru-106	0.181	0.352	0.619	pCi/g	U	No
BM26-34C	Tier I	12/22/08	DM	SA	Ru-106	-0.0246	0.295	0.485	pCi/g	U	No
BM26-34C	Tier I	12/30/08	MS	SA	Ru-106	0.522	0.408	0.763	pCi/g	U	No
BM36-13B	Tier I	12/09/08	PW	SA	Ru-106	-1.39	20.2	34.2	pCi/L	U	No
BM26-34D	Tier II	12/09/08	MS	SA	Ru-106	0.0296	0.367	0.622	pCi/g	U	No

**Table 2
Summary of Radiological Analyses**

Well Number	Well Type	Sample Date	Medium	Sample Type	Parameter	Activity or Concentration	Counting Error	Reporting Limit	Units	Flag	Detected ?
BM34-11A	Tier II	10/01/08	PW	SA	Ru-106	-0.703	16.3	27.4	pCi/L	U	No
BM34-12B	Tier II	10/01/08	PW	SA	Ru-106	15.9	20	35.9	pCi/L	U	No
BM34-21A	Tier II	10/01/08	PW	SA	Ru-106	-9.93	16.4	26	pCi/L	U	No
BM34-4	Tier II	10/23/08	PW	SA	Ru-106	0.836	20.1	34.6	pCi/L	U	No
BM36-13D	Tier II	12/09/08	PW	SA	Ru-106	8.97	21.1	37.3	pCi/L	U	No
EN-PK21	Tier II	11/03/08	MS	SA	Ru-106	-0.15	0.13	0.22	pCi/g	U,G	No
EN-PK21	Tier II	11/03/08	MF	SA	Ru-106	-0.09	0.13	0.23	pCi/g	U,G	No
F21-15BB	Tier II	10/13/08	DC	SA	Ru-106	-0.07	0.1	0.17	pCi/g	U,G	No
FE21-10	Tier II	10/29/08	DC	SA	Ru-106	0.01	0.12	0.2	pCi/g	U,G	No
FE21-10BB	Tier II	10/22/08	DC	SA	Ru-106	-0.08	0.13	0.22	pCi/g	U,G	No
FH15-13BB	Tier II	12/10/08	FB	SA	Ru-106	6	26	43	pCi/L	UJ	No
FH15-13BB	Tier II	12/10/08	FW	SA	Ru-106	10	25	41	pCi/L	U	No
PAD34C	Tier II	10/28/08	FW	SA	Ru-106	3.78	23.6	40.7	pCi/L	U	No
PAD34C	Tier II	10/28/08	FW	SA	Ru-106	-7.27	23.6	38.3	pCi/L	U	No
PAD34C	Tier II	10/28/08	FW	SA	Ru-106	-1.72	28.5	48.7	pCi/L	U	No
SP22-13	Tier II	11/18/08	PW	SA	Ru-106	1.62	17.3	29.7	pCi/L	U	No
SP22-13	Tier II	11/18/08	PW	FD	Ru-106	5.31	21.7	37.5	pCi/L	U	No
SP411-13	Tier II	11/18/08	PW	SA	Ru-106	-0.544	21.1	35.9	pCi/L	U	No
SP531-13	Tier II	11/18/08	PW	SA	Ru-106	3.98	19.9	34.5	pCi/L	U	No
PAD36L	Tier I or II	10/16/08	FW	SA	Sb-124	-0.413	5.05	8.28	pCi/L	U	No
PAD36L	Tier I or II	10/16/08	FW	SA	Sb-124	1.25	4.63	8	pCi/L	U	No
PAD36L	Tier I or II	10/23/08	FB	SA	Sb-124	1.53	4.77	8.48	pCi/L	U	No
PAD36L	Tier I or II	10/24/08	FW	SA	Sb-124	-0.724	5.12	8.5	pCi/L	U	No
PAD36L	Tier I or II	10/24/08	FW	SA	Sb-124	0.746	5.46	9.53	pCi/L	U	No
PAD36L	Tier I or II	11/07/08	FW	SA	Sb-124	4	3.4	5.5	pCi/L	U	No
PAD36L	Tier I or II	11/07/08	FB	SA	Sb-124	4.7	3	4.8	pCi/L	U	No
PAD36L	Tier I or II	11/14/08	FB	SA	Sb-124	1.4	4.3	7.2	pCi/L	U	No
BM26-33B	Tier I	10/15/08	DM	SA	Sb-124	-0.0526	0.096	0.141	pCi/g	U	No
BM26-33B	Tier I	10/21/08	DC	SA	Sb-124	-0.025	0.0753	0.12	pCi/g	U	No

**Table 2
Summary of Radiological Analyses**

Well Number	Well Type	Sample Date	Medium	Sample Type	Parameter	Activity or Concentration	Counting Error	Reporting Limit	Units	Flag	Detected ?
BM26-33B	Tier I	10/21/08	DC	SA	Sb-124	-0.0582	0.0749	0.0989	pCi/g	U	No
BM26-33B	Tier I	10/21/08	DC	SA	Sb-124	0.0082	0.0568	0.0969	pCi/g	U	No
BM26-33D	Tier I	10/23/08	DM	SA	Sb-124	-0.0119	0.0762	0.123	pCi/g	U	No
BM26-33D	Tier I	10/31/08	DC	SA	Sb-124	0.00588	0.0616	0.107	pCi/g	U	No
BM26-33D	Tier I	10/31/08	DC	SA	Sb-124	-0.0395	0.0605	0.0846	pCi/g	U	No
BM26-33D	Tier I	10/31/08	DC	SA	Sb-124	-0.0203	0.0789	0.125	pCi/g	U	No
BM26-34A	Tier I	10/01/08	DM	SA	Sb-124	-0.00116	0.0959	0.158	pCi/g	U	No
BM26-34A	Tier I	10/08/08	DC	SA	Sb-124	-0.0689	0.109	0.157	pCi/g	U	No
BM26-34A	Tier I	10/09/08	DC	SA	Sb-124	-0.0686	0.0895	0.123	pCi/g	U	No
BM26-34A	Tier I	10/09/08	DC	SA	Sb-124	0.0507	0.073	0.14	pCi/g	U	No
BM26-34B	Tier I	11/17/08	DM	SA	Sb-124	0.0188	0.089	0.154	pCi/g	U	No
BM26-34C	Tier I	12/22/08	DM	SA	Sb-124	0.0609	0.0847	0.137	pCi/g	U	No
BM26-34C	Tier I	12/30/08	MS	SA	Sb-124	0.0621	0.0832	0.162	pCi/g	U	No
BM36-13B	Tier I	12/09/08	PW	SA	Sb-124	0.256	5.02	8.64	pCi/L	U	No
BM26-34D	Tier II	12/09/08	MS	SA	Sb-124	-0.0828	0.11	0.161	pCi/g	U	No
BM34-11A	Tier II	10/01/08	PW	SA	Sb-124	-2.01	5.29	8.23	pCi/L	U	No
BM34-12B	Tier II	10/01/08	PW	SA	Sb-124	0.609	5.18	8.92	pCi/L	U	No
BM34-21A	Tier II	10/01/08	PW	SA	Sb-124	1.6	5	8.92	pCi/L	U	No
BM34-4	Tier II	10/23/08	PW	SA	Sb-124	4.75	5.38	10.3	pCi/L	U	No
BM36-13D	Tier II	12/09/08	PW	SA	Sb-124	6.79	6.09	12	pCi/L	U	No
EN-PK21	Tier II	11/03/08	MS	SA	Sb-124	-0.015	0.015	0.026	pCi/g	U,G	No
EN-PK21	Tier II	11/03/08	MF	SA	Sb-124	-0.002	0.015	0.026	pCi/g	U,G	No
F21-15BB	Tier II	10/13/08	DC	SA	Sb-124	-0.113	0.015	0.028	pCi/g	UJ	No
FE21-10	Tier II	10/29/08	DC	SA	Sb-124	0	0.016	0.026	pCi/g	U,G	No
FE21-10BB	Tier II	10/22/08	DC	SA	Sb-124	-0.009	0.015	0.026	pCi/g	U,G	No
FH15-13BB	Tier II	12/10/08	FB	SA	Sb-124	-0.5	2.9	5	pCi/L	U	No
FH15-13BB	Tier II	12/10/08	FW	SA	Sb-124	-0.2	3	5	pCi/L	U	No
PAD34C	Tier II	10/28/08	FW	SA	Sb-124	-4.35	5.2	7.17	pCi/L	U	No
PAD34C	Tier II	10/28/08	FW	SA	Sb-124	-1.12	5.09	8.27	pCi/L	U	No

**Table 2
Summary of Radiological Analyses**

Well Number	Well Type	Sample Date	Medium	Sample Type	Parameter	Activity or Concentration	Counting Error	Reporting Limit	Units	Flag	Detected ?
PAD34C	Tier II	10/28/08	FW	SA	Sb-124	0.22	4.97	8.33	pCi/L	U	No
SP22-13	Tier II	11/18/08	PW	SA	Sb-124	-0.743	5.83	9.42	pCi/L	U	No
SP22-13	Tier II	11/18/08	PW	FD	Sb-124	-0.546	6.43	10.6	pCi/L	U	No
SP411-13	Tier II	11/18/08	PW	SA	Sb-124	0.582	6	10.4	pCi/L	U	No
SP531-13	Tier II	11/18/08	PW	SA	Sb-124	6.36	6.32	12.4	pCi/L	U	No
PAD26N	Tier I or II	11/07/08	DC	SA	Sb-125	0.031	0.053	0.087	pCi/g	U,G	No
PAD36L	Tier I or II	10/16/08	FW	SA	Sb-125	-0.348	7.47	12.8	pCi/L	U	No
PAD36L	Tier I or II	10/16/08	FW	SA	Sb-125	0.505	7.37	12.3	pCi/L	U	No
PAD36L	Tier I or II	10/23/08	FB	SA	Sb-125	-3.24	5.73	9.39	pCi/L	U	No
PAD36L	Tier I or II	10/24/08	FW	SA	Sb-125	2.15	6.35	10.6	pCi/L	U	No
PAD36L	Tier I or II	10/24/08	FW	SA	Sb-125	-1.98	7.68	12.5	pCi/L	U	No
PAD36L	Tier I or II	11/07/08	FW	SA	Sb-125	6.9	6.5	12	pCi/L	U	No
PAD36L	Tier I or II	11/07/08	FB	SA	Sb-125	3.9	5.9	11	pCi/L	U	No
PAD36L	Tier I or II	11/14/08	FB	SA	Sb-125	1.9	10	17.7	pCi/L	U	No
BM26-33B	Tier I	10/15/08	DM	SA	Sb-125	0.0129	0.103	0.173	pCi/g	U	No
BM26-33B	Tier I	10/21/08	DC	SA	Sb-125	-0.00258	0.0831	0.142	pCi/g	U	No
BM26-33B	Tier I	10/21/08	DC	SA	Sb-125	-0.0891	0.074	0.118	pCi/g	U	No
BM26-33B	Tier I	10/21/08	DC	SA	Sb-125	0.000756	0.0777	0.13	pCi/g	U	No
BM26-33D	Tier I	10/23/08	DM	SA	Sb-125	-0.0118	0.0933	0.152	pCi/g	U	No
BM26-33D	Tier I	10/31/08	DC	SA	Sb-125	-0.0382	0.0738	0.121	pCi/g	U	No
BM26-33D	Tier I	10/31/08	DC	SA	Sb-125	-0.0302	0.0734	0.119	pCi/g	U	No
BM26-33D	Tier I	10/31/08	DC	SA	Sb-125	-0.0153	0.0728	0.127	pCi/g	U	No
BM26-34A	Tier I	10/01/08	DM	SA	Sb-125	-0.0314	0.107	0.173	pCi/g	U	No
BM26-34A	Tier I	10/08/08	DC	SA	Sb-125	0.0429	0.111	0.191	pCi/g	U	No
BM26-34A	Tier I	10/09/08	DC	SA	Sb-125	0.0692	0.106	0.186	pCi/g	U	No
BM26-34A	Tier I	10/09/08	DC	SA	Sb-125	0.0879	0.0798	0.147	pCi/g	U	No
BM26-34B	Tier I	11/17/08	DM	SA	Sb-125	-0.0409	0.0902	0.143	pCi/g	U	No
BM26-34C	Tier I	12/22/08	DM	SA	Sb-125	-0.0451	0.0884	0.139	pCi/g	U	No
BM26-34C	Tier I	12/30/08	MS	SA	Sb-125	0.085	0.128	0.218	pCi/g	U	No

**Table 2
Summary of Radiological Analyses**

Well Number	Well Type	Sample Date	Medium	Sample Type	Parameter	Activity or Concentration	Counting Error	Reporting Limit	Units	Flag	Detected ?
BM36-13B	Tier I	12/09/08	PW	SA	Sb-125	-2.11	5.49	8.8	pCi/L	U	No
BM26-34D	Tier II	12/09/08	MS	SA	Sb-125	-0.00798	0.111	0.19	pCi/g	U	No
BM34-11A	Tier II	10/01/08	PW	SA	Sb-125	-4.82	4.81	7.59	pCi/L	U	No
BM34-12B	Tier II	10/01/08	PW	SA	Sb-125	-3.41	5.97	9.4	pCi/L	U	No
BM34-21A	Tier II	10/01/08	PW	SA	Sb-125	1.84	5.52	9.27	pCi/L	U	No
BM34-4	Tier II	10/23/08	PW	SA	Sb-125	-0.857	6.26	10.3	pCi/L	U	No
BM36-13D	Tier II	12/09/08	PW	SA	Sb-125	0.804	6.48	10.8	pCi/L	U	No
EN-PK21	Tier II	11/03/08	MS	SA	Sb-125	-0.01	0.033	0.057	pCi/g	U,G	No
EN-PK21	Tier II	11/03/08	MF	SA	Sb-125	-0.013	0.036	0.06	pCi/g	U,G	No
F21-15BB	Tier II	10/13/08	DC	SA	Sb-125	0.004	0.03	0.049	pCi/g	U,G	No
FE21-10	Tier II	10/29/08	DC	SA	Sb-125	0.027	0.035	0.058	pCi/g	U,G	No
FE21-10BB	Tier II	10/22/08	DC	SA	Sb-125	0.032	0.033	0.055	pCi/g	U,G	No
FH15-13BB	Tier II	12/10/08	FB	SA	Sb-125	2.2	6.1	10.7	pCi/L	U	No
FH15-13BB	Tier II	12/10/08	FW	SA	Sb-125	2.3	5.8	10.8	pCi/L	U	No
PAD34C	Tier II	10/28/08	FW	SA	Sb-125	-4.75	7.29	11.5	pCi/L	U	No
PAD34C	Tier II	10/28/08	FW	SA	Sb-125	-5.04	6.89	11.3	pCi/L	U	No
PAD34C	Tier II	10/28/08	FW	SA	Sb-125	-0.0563	8.09	13.5	pCi/L	U	No
SP22-13	Tier II	11/18/08	PW	SA	Sb-125	1.18	5.14	8.63	pCi/L	U	No
SP22-13	Tier II	11/18/08	PW	FD	Sb-125	-3.58	7.35	9.86	pCi/L	U	No
SP411-13	Tier II	11/18/08	PW	SA	Sb-125	-0.151	5.93	9.8	pCi/L	U	No
SP531-13	Tier II	11/18/08	PW	SA	Sb-125	-2.36	6.49	10.4	pCi/L	U	No
PAD26N	Tier I or II	11/07/08	DC	SA	Sc-46	-0.017	0.019	0.033	pCi/g	U,G	No
PAD36L	Tier I or II	11/07/08	FW	SA	Sc-46	-2.1	4	6.9	pCi/L	U	No
PAD36L	Tier I or II	11/07/08	FB	SA	Sc-46	-3.6	3.3	5.8	pCi/L	U	No
PAD36L	Tier I or II	11/14/08	FB	SA	Sc-46	4.9	4.4	7	pCi/L	U	No
EN-PK21	Tier II	11/03/08	MS	SA	Sc-46	-0.005	0.02	0.035	pCi/g	U,G	No
EN-PK21	Tier II	11/03/08	MF	SA	Sc-46	-0.004	0.014	0.024	pCi/g	U,G	No
F21-15BB	Tier II	10/13/08	DC	SA	Sc-46	0	0.012	0.019	pCi/g	U,G	No
FE21-10	Tier II	10/29/08	DC	SA	Sc-46	0.005	0.013	0.022	pCi/g	U,G	No

**Table 2
Summary of Radiological Analyses**

Well Number	Well Type	Sample Date	Medium	Sample Type	Parameter	Activity or Concentration	Counting Error	Reporting Limit	Units	Flag	Detected ?
FE21-10BB	Tier II	10/22/08	DC	SA	Sc-46	0.005	0.013	0.022	pCi/g	U,G	No
FH15-13BB	Tier II	12/10/08	FB	SA	Sc-46	-0.8	2.8	4.8	pCi/L	U	No
FH15-13BB	Tier II	12/10/08	FW	SA	Sc-46	1.7	3	4.9	pCi/L	U	No
PAD26N	Tier I or II	11/07/08	DC	SA	Sn-113	0.46	0.72	1.18	pCi/g	U,G	No
PAD36L	Tier I or II	10/16/08	FW	SA	Sn-113	-1.78	4.29	6.29	pCi/L	U	No
PAD36L	Tier I or II	10/16/08	FW	SA	Sn-113	0.942	3.54	5.99	pCi/L	U	No
PAD36L	Tier I or II	10/23/08	FB	SA	Sn-113	-1.65	2.9	4.79	pCi/L	U	No
PAD36L	Tier I or II	10/24/08	FW	SA	Sn-113	-0.198	3.3	5.4	pCi/L	U	No
PAD36L	Tier I or II	10/24/08	FW	SA	Sn-113	-4.06	3.81	5.95	pCi/L	U	No
PAD36L	Tier I or II	11/07/08	FW	SA	Sn-113	18	97	162	pCi/L	U	No
PAD36L	Tier I or II	11/07/08	FB	SA	Sn-113	-36	95	161	pCi/L	U	No
PAD36L	Tier I or II	11/14/08	FB	SA	Sn-113	-70	130	220	pCi/L	UU	No
BM26-33B	Tier I	10/15/08	DM	SA	Sn-113	-0.0000182	0.0512	0.0861	pCi/g	U	No
BM26-33B	Tier I	10/21/08	DC	SA	Sn-113	0.0147	0.0415	0.0735	pCi/g	U	No
BM26-33B	Tier I	10/21/08	DC	SA	Sn-113	-0.0149	0.0399	0.0649	pCi/g	U	No
BM26-33B	Tier I	10/21/08	DC	SA	Sn-113	0.00486	0.0374	0.0659	pCi/g	U	No
BM26-33D	Tier I	10/23/08	DM	SA	Sn-113	-0.0377	0.0492	0.0764	pCi/g	U	No
BM26-33D	Tier I	10/31/08	DC	SA	Sn-113	0.00509	0.0361	0.0627	pCi/g	U	No
BM26-33D	Tier I	10/31/08	DC	SA	Sn-113	0.0145	0.0365	0.0637	pCi/g	U	No
BM26-33D	Tier I	10/31/08	DC	SA	Sn-113	0.0323	0.0339	0.0613	pCi/g	U	No
BM26-34A	Tier I	10/01/08	DM	SA	Sn-113	-0.00324	0.0533	0.0888	pCi/g	U	No
BM26-34A	Tier I	10/08/08	DC	SA	Sn-113	0.0103	0.0544	0.0925	pCi/g	U	No
BM26-34A	Tier I	10/09/08	DC	SA	Sn-113	-0.0304	0.0567	0.0919	pCi/g	U	No
BM26-34A	Tier I	10/09/08	DC	SA	Sn-113	-0.000386	0.0462	0.0795	pCi/g	U	No
BM26-34B	Tier I	11/17/08	DM	SA	Sn-113	0.0129	0.0463	0.0786	pCi/g	U	No
BM26-34C	Tier I	12/22/08	DM	SA	Sn-113	0.011	0.0431	0.0717	pCi/g	U	No
BM26-34C	Tier I	12/30/08	MS	SA	Sn-113	-0.00997	0.0567	0.0938	pCi/g	U	No
BM36-13B	Tier I	12/09/08	PW	SA	Sn-113	0.728	3.12	5.28	pCi/L	U	No
BM26-34D	Tier II	12/09/08	MS	SA	Sn-113	0.0137	0.0529	0.0931	pCi/g	U	No

**Table 2
Summary of Radiological Analyses**

Well Number	Well Type	Sample Date	Medium	Sample Type	Parameter	Activity or Concentration	Counting Error	Reporting Limit	Units	Flag	Detected ?
BM34-11A	Tier II	10/01/08	PW	SA	Sn-113	-0.4	2.34	3.76	pCi/L	U	No
BM34-12B	Tier II	10/01/08	PW	SA	Sn-113	2.01	3.11	5.38	pCi/L	U	No
BM34-21A	Tier II	10/01/08	PW	SA	Sn-113	0.0494	2.55	4.19	pCi/L	U	No
BM34-4	Tier II	10/23/08	PW	SA	Sn-113	0.34	3	5.05	pCi/L	U	No
BM36-13D	Tier II	12/09/08	PW	SA	Sn-113	2.13	3.41	5.92	pCi/L	U	No
EN-PK21	Tier II	11/03/08	MS	SA	Sn-113	0.34	0.45	0.74	pCi/g	U,G	No
EN-PK21	Tier II	11/03/08	MF	SA	Sn-113	0.56	0.53	0.87	pCi/g	U,G	No
F21-15BB	Tier II	10/13/08	DC	SA	Sn-113	-0.17	0.38	0.64	pCi/g	U,G	No
FE21-10	Tier II	10/29/08	DC	SA	Sn-113	-0.04	0.45	0.76	pCi/g	U,G	No
FE21-10BB	Tier II	10/22/08	DC	SA	Sn-113	-0.14	0.43	0.73	pCi/g	U,G	No
FH15-13BB	Tier II	12/10/08	FB	SA	Sn-113	0	120	210	pCi/L	U	No
FH15-13BB	Tier II	12/10/08	FW	SA	Sn-113	120	81	131	pCi/L	U	No
PAD34C	Tier II	10/28/08	FW	SA	Sn-113	-1.27	3.64	5.9	pCi/L	U	No
PAD34C	Tier II	10/28/08	FW	SA	Sn-113	3.01	3.29	5.92	pCi/L	U	No
PAD34C	Tier II	10/28/08	FW	SA	Sn-113	-1.44	4.11	6.75	pCi/L	U	No
SP22-13	Tier II	11/18/08	PW	SA	Sn-113	-0.169	2.7	4.45	pCi/L	U	No
SP22-13	Tier II	11/18/08	PW	FD	Sn-113	0.0169	3.3	4.74	pCi/L	U	No
SP411-13	Tier II	11/18/08	PW	SA	Sn-113	3.82	3.12	5.61	pCi/L	U	No
SP531-13	Tier II	11/18/08	PW	SA	Sn-113	-1.76	3.29	5.26	pCi/L	U	No
PAD36L	Tier I or II	10/16/08	FW	SA	Sr-90	0.89	0.721	1.16	pCi/L	U	No
PAD36L	Tier I or II	10/16/08	FW	SA	Sr-90	0.0413	0.473	0.906	pCi/L	U	No
PAD36L	Tier I or II	10/23/08	FB	SA	Sr-90	0.00186	0.383	0.743	pCi/L	UJ	No
PAD36L	Tier I or II	10/24/08	FW	SA	Sr-90	0.409	0.524	0.891	pCi/L	U	No
PAD36L	Tier I or II	10/24/08	FW	SA	Sr-90	-0.139	0.571	1.08	pCi/L	U	No
PAD36L	Tier I or II	11/07/08	FW	SA	Sr-90	4.5	3.8	6.2	pCi/L	U,M	No
PAD36L	Tier I or II	11/07/08	FB	SA	Sr-90	3.1	3.9	6.4	pCi/L	U,M	No
PAD36L	Tier I or II	11/14/08	FB	SA	Sr-90	2.5	3.2	5.3	pCi/L	U,M	No
BM26-33B	Tier I	10/15/08	DM	SA	Sr-90	-0.271	0.428	0.924	pCi/g	U	No
BM26-33B	Tier I	10/21/08	DC	SA	Sr-90	0.055	0.334	0.621	pCi/g	U	No

**Table 2
Summary of Radiological Analyses**

Well Number	Well Type	Sample Date	Medium	Sample Type	Parameter	Activity or Concentration	Counting Error	Reporting Limit	Units	Flag	Detected ?
BM26-33B	Tier I	10/21/08	DC	SA	Sr-90	0.0227	0.371	0.683	pCi/g	U	No
BM26-33B	Tier I	10/21/08	DC	SA	Sr-90	0.127	0.266	0.476	pCi/g	U	No
BM26-33D	Tier I	10/23/08	DM	SA	Sr-90	0.221	0.28	0.476	pCi/g	U	No
BM26-33D	Tier I	10/31/08	DC	SA	Sr-90	0.237	0.27	0.452	pCi/g	U	No
BM26-33D	Tier I	10/31/08	DC	SA	Sr-90	0.0472	0.2	0.378	pCi/g	U	No
BM26-33D	Tier I	10/31/08	DC	SA	Sr-90	0.105	0.205	0.37	pCi/g	U	No
BM26-34A	Tier I	10/01/08	DM	SA	Sr-90	0.0274	0.314	0.609	pCi/g	U	No
BM26-34A	Tier I	10/08/08	DC	SA	Sr-90	0.176	0.413	0.738	pCi/g	U	No
BM26-34A	Tier I	10/09/08	DC	SA	Sr-90	-0.357	0.271	0.669	pCi/g	U	No
BM26-34A	Tier I	10/09/08	DC	SA	Sr-90	0.14	0.384	0.699	pCi/g	U	No
BM26-34B	Tier I	11/17/08	DM	SA	Sr-90	-0.0077	0.393	0.726	pCi/g	U	No
BM26-34C	Tier I	12/22/08	DM	SA	Sr-90	0.224	0.325	0.563	pCi/g	UU	No
BM26-34C	Tier I	12/30/08	MS	SA	Sr-90	-0.166	0.557	1.05	pCi/g	U	No
BM36-13B	Tier I	12/09/08	PW	SA	Sr-90	0.9	1.23	2.08	pCi/L	UU	No
BM26-34D	Tier II	12/09/08	MS	SA	Sr-90	0.0225	0.485	0.91	pCi/g	U	No
BM34-11A	Tier II	10/01/08	PW	SA	Sr-90	0.219	0.489	0.842	pCi/L	UU	No
BM34-12B	Tier II	10/01/08	PW	SA	Sr-90	0.197	0.485	0.876	pCi/L	U	No
BM34-21A	Tier II	10/01/08	PW	SA	Sr-90	0.197	0.361	0.615	pCi/L	U	No
BM34-4	Tier II	10/23/08	PW	SA	Sr-90	0.0856	0.387	0.724	pCi/L	UU	No
BM36-13D	Tier II	12/09/08	PW	SA	Sr-90	0.572	0.791	1.34	pCi/L	UU	No
FH15-13BB	Tier II	12/10/08	FB	SA	Sr-90	2.2	2.5	4.1	pCi/L	U,M	No
PAD34C	Tier II	10/28/08	FW	SA	Sr-90	0.322	0.541	0.946	pCi/L	U	No
PAD34C	Tier II	10/28/08	FW	SA	Sr-90	-0.294	0.311	0.711	pCi/L	U	No
PAD34C	Tier II	10/28/08	FW	SA	Sr-90	0.315	0.332	0.546	pCi/L	U	No
SP22-13	Tier II	11/18/08	PW	SA	Sr-90	-0.261	0.39	0.882	pCi/L	UU	No
SP22-13	Tier II	11/18/08	PW	FD	Sr-90	0.139	0.451	0.84	pCi/L	UU	No
SP411-13	Tier II	11/18/08	PW	SA	Sr-90	0.159	0.581	1.07	pCi/L	UU	No
SP531-13	Tier II	11/18/08	PW	SA	Sr-90	0.664	0.529	0.81	pCi/L	UU	No
PAD36L	Tier I or II	10/16/08	FW	SA	Tc-99	-13.7	14.6	28.4	pCi/L	U	No

**Table 2
Summary of Radiological Analyses**

Well Number	Well Type	Sample Date	Medium	Sample Type	Parameter	Activity or Concentration	Counting Error	Reporting Limit	Units	Flag	Detected ?
PAD36L	Tier I or II	10/16/08	FW	SA	Tc-99	0.529	16.5	29.8	pCi/L	U	No
PAD36L	Tier I or II	10/23/08	FB	SA	Tc-99	-5.71	17.6	30.5	pCi/L	U	No
PAD36L	Tier I or II	10/24/08	FW	SA	Tc-99	5.38	20.6	35.1	pCi/L	U	No
PAD36L	Tier I or II	10/24/08	FW	SA	Tc-99	1.94	23.7	40.7	pCi/L	U	No
BM26-33B	Tier I	10/15/08	DM	SA	Tc-99	-1.55	1.91	3.6	pCi/g	U	No
BM26-33B	Tier I	10/21/08	DC	SA	Tc-99	-1.6	2.29	4.02	pCi/g	U	No
BM26-33B	Tier I	10/21/08	DC	SA	Tc-99	-1.55	2.09	3.66	pCi/g	U	No
BM26-33B	Tier I	10/21/08	DC	SA	Tc-99	-1.35	2.1	3.68	pCi/g	U	No
BM26-33D	Tier I	10/23/08	DM	SA	Tc-99	2.59	2.34	3.91	pCi/g	UU	No
BM26-33D	Tier I	10/31/08	DC	SA	Tc-99	-0.453	2.45	4.24	pCi/g	U	No
BM26-33D	Tier I	10/31/08	DC	SA	Tc-99	-0.104	2.31	3.99	pCi/g	U	No
BM26-33D	Tier I	10/31/08	DC	SA	Tc-99	0.496	2.33	3.99	pCi/g	U	No
BM26-34A	Tier I	10/01/08	DM	SA	Tc-99	-0.952	2.07	3.68	pCi/g	U	No
BM26-34A	Tier I	10/08/08	DC	SA	Tc-99	0.147	2.04	3.62	pCi/g	U	No
BM26-34A	Tier I	10/09/08	DC	SA	Tc-99	-1.23	1.99	3.69	pCi/g	U	No
BM26-34A	Tier I	10/09/08	DC	SA	Tc-99	-0.949	1.88	3.47	pCi/g	U	No
BM26-34B	Tier I	11/17/08	DM	SA	Tc-99	1.93	2.25	3.78	pCi/g	U	No
BM26-34C	Tier I	12/22/08	DM	SA	Tc-99	-2.68	1.51	2.65	pCi/g	U	No
BM26-34C	Tier I	12/30/08	MS	SA	Tc-99	-1.08	2.32	4.01	pCi/g	U	No
BM36-13B	Tier I	12/09/08	PW	SA	Tc-99	-7.88	21.1	36.9	pCi/L	U	No
BM26-34D	Tier II	12/09/08	MS	SA	Tc-99	-1.64	1.87	3.32	pCi/g	U	No
BM34-11A	Tier II	10/01/08	PW	SA	Tc-99	6.51	18.9	32.5	pCi/L	UU	No
BM34-12B	Tier II	10/01/08	PW	SA	Tc-99	-12.3	20.8	37.1	pCi/L	UU	No
BM34-21A	Tier II	10/01/08	PW	SA	Tc-99	8.61	26.3	45.3	pCi/L	UU	No
BM34-4	Tier II	10/23/08	PW	SA	Tc-99	9.35	19.5	33.1	pCi/L	U	No
BM36-13D	Tier II	12/09/08	PW	SA	Tc-99	2.07	21.8	37.6	pCi/L	U	No
FH15-13BB	Tier II	12/10/08	FB	LD	Tc-99	17		18	pCi/L	U	No
FH15-13BB	Tier II	12/10/08	FB	SA	Tc-99	18	12	20	pCi/L	U	No
PAD34C	Tier II	10/28/08	FW	SA	Tc-99	-8.58	17	31.7	pCi/L	U	No

**Table 2
Summary of Radiological Analyses**

Well Number	Well Type	Sample Date	Medium	Sample Type	Parameter	Activity or Concentration	Counting Error	Reporting Limit	Units	Flag	Detected ?
PAD34C	Tier II	10/28/08	FW	SA	Tc-99	-9.67	19.2	35.7	pCi/L	U	No
PAD34C	Tier II	10/28/08	FW	SA	Tc-99	1.98	18.9	33.7	pCi/L	U	No
SP22-13	Tier II	11/18/08	PW	SA	Tc-99	-14.8	23.5	41.6	pCi/L	U	No
SP22-13	Tier II	11/18/08	PW	FD	Tc-99	0.35	21.5	37.3	pCi/L	U	No
SP411-13	Tier II	11/18/08	PW	SA	Tc-99	-16.8	20.9	37.1	pCi/L	U	No
SP531-13	Tier II	11/18/08	PW	SA	Tc-99	3.98	24.6	42.4	pCi/L	U	No
PAD26N	Tier I or II	11/07/08	DC	SA	Th-227	0.8	3	4.9	pCi/g	U,G	No
PAD36L	Tier I or II	11/07/08	FW	SA	Th-227	-500	1000	1700	pCi/L	U	No
PAD36L	Tier I or II	11/07/08	FB	SA	Th-227	-20	22	38	pCi/L	U	No
PAD36L	Tier I or II	11/14/08	FB	SA	Th-227	6	22	37	pCi/L	U	No
EN-PK21	Tier II	11/03/08	MS	SA	Th-227	0.5	2.3	3.8	pCi/g	U,G	No
EN-PK21	Tier II	11/03/08	MF	SA	Th-227	0.096	0.074	0.121	pCi/g	U,G	No
F21-15BB	Tier II	10/13/08	DC	SA	Th-227	0.7	2.1	3.4	pCi/g	U,G	No
FE21-10	Tier II	10/29/08	DC	SA	Th-227	0.5	1.9	3.1	pCi/g	U,G	No
FE21-10BB	Tier II	10/22/08	DC	SA	Th-227	0.062	0.051	0.084	pCi/g	U,G	No
FH15-13BB	Tier II	12/10/08	FB	SA	Th-227	-13	14	23	pCi/L	U	No
FH15-13BB	Tier II	12/10/08	FW	SA	Th-227	3	19	31	pCi/L	U	No
PAD26N	Tier I or II	11/07/08	DC	SA	Th-230	-9	15	25	pCi/g	U,G	No
PAD36L	Tier I or II	10/16/08	FW	SA	Th-230	-439	3140	2280	pCi/L	U	No
PAD36L	Tier I or II	10/24/08	FW	SA	Th-230	-483	3210	1520	pCi/L	U	No
PAD36L	Tier I or II	10/24/08	FW	SA	Th-230	-29.4	1350	2080	pCi/L	U	No
PAD36L	Tier I or II	11/14/08	FB	SA	Th-230	700	770	1260	pCi/L	U	No
BM34-11A	Tier II	10/01/08	PW	SA	Th-230	26.4	782	1250	pCi/L	U	No
BM34-12B	Tier II	10/01/08	PW	SA	Th-230	-446	2990	1590	pCi/L	U	No
BM34-21A	Tier II	10/01/08	PW	SA	Th-230	293	2020	1310	pCi/L	U	No
BM34-4	Tier II	10/23/08	PW	SA	Th-230	71.7	1340	2010	pCi/L	U	No
BM36-13D	Tier II	12/09/08	PW	SA	Th-230	371	2530	1600	pCi/L	U	No
EN-PK21	Tier II	11/03/08	MS	SA	Th-230	-6.8	5.7	9.8	pCi/g	UJ	No
EN-PK21	Tier II	11/03/08	MF	SA	Th-230	-11	11	18	pCi/g	U,G	No

**Table 2
Summary of Radiological Analyses**

Well Number	Well Type	Sample Date	Medium	Sample Type	Parameter	Activity or Concentration	Counting Error	Reporting Limit	Units	Flag	Detected ?
F21-15BB	Tier II	10/13/08	DC	SA	Th-230	3.9	5.3	8.8	pCi/g	UJ	No
FE21-10	Tier II	10/29/08	DC	SA	Th-230	2.2	7.6	12.7	pCi/g	U,G	No
FE21-10BB	Tier II	10/22/08	DC	SA	Th-230	-5.6	7.2	12.1	pCi/g	U,G	No
PAD34C	Tier II	10/28/08	FW	SA	Th-230	347	2510	2030	pCi/L	U	No
PAD34C	Tier II	10/28/08	FW	SA	Th-230	-188	1700	1890	pCi/L	U	No
PAD34C	Tier II	10/28/08	FW	SA	Th-230	449	3290	2710	pCi/L	U	No
SP22-13	Tier II	11/18/08	PW	SA	Th-230	496	3210	1010	pCi/L	U	No
SP22-13	Tier II	11/18/08	PW	FD	Th-230	35.8	430	642	pCi/L	U	No
SP411-13	Tier II	11/18/08	PW	SA	Th-230	-249	1860	1640	pCi/L	U	No
SP531-13	Tier II	11/18/08	PW	SA	Th-230	-332	2330	1670	pCi/L	U	No
PAD36L	Tier I or II	10/16/08	FW	SA	Th-234	-135	163	211	pCi/L	U	No
PAD36L	Tier I or II	10/16/08	FW	SA	Th-234	-59.3	192	290	pCi/L	U	No
PAD36L	Tier I or II	10/23/08	FB	SA	Th-234	32	158	154	pCi/L	U	No
PAD36L	Tier I or II	10/24/08	FW	SA	Th-234	-38.8	134	203	pCi/L	U	No
PAD36L	Tier I or II	10/24/08	FW	SA	Th-234	20.3	201	236	pCi/L	U	No
PAD36L	Tier I or II	11/07/08	FW	SA	Th-234	18	47	78	pCi/L	U	No
PAD36L	Tier I or II	11/07/08	FB	SA	Th-234	-20	77	129	pCi/L	U	No
PAD36L	Tier I or II	11/14/08	FB	SA	Th-234	14	56	93	pCi/L	U	No
BM26-33B	Tier I	10/15/08	DM	SA	Th-234	2.24	2.02	3.52	pCi/g	U	No
BM26-33B	Tier I	10/21/08	DC	SA	Th-234	0.318	1.2	2.21	pCi/g	U	No
BM26-33D	Tier I	10/23/08	DM	SA	Th-234	1.54	1.86	1.9	pCi/g	U	No
BM26-33D	Tier I	10/31/08	DC	SA	Th-234	0.857	1.35	1.68	pCi/g	U	No
BM26-33D	Tier I	10/31/08	DC	SA	Th-234	0.258	0.727	0.641	pCi/g	U	No
BM26-33D	Tier I	10/31/08	DC	SA	Th-234	0.523	1.22	1.68	pCi/g	U	No
BM26-34A	Tier I	10/08/08	DC	SA	Th-234	1.12	1.68	1.93	pCi/g	U	No
BM26-34A	Tier I	10/09/08	DC	SA	Th-234	1.02	1.86	2.22	pCi/g	U	No
BM36-13B	Tier I	12/09/08	PW	SA	Th-234	24.5	163	240	pCi/L	U	No
BM34-11A	Tier II	10/01/08	PW	SA	Th-234	-107	109	152	pCi/L	U	No
BM34-12B	Tier II	10/01/08	PW	SA	Th-234	-33.2	135	216	pCi/L	U	No

**Table 2
Summary of Radiological Analyses**

Well Number	Well Type	Sample Date	Medium	Sample Type	Parameter	Activity or Concentration	Counting Error	Reporting Limit	Units	Flag	Detected ?
BM34-21A	Tier II	10/01/08	PW	SA	Th-234	12.6	120	184	pCi/L	U	No
BM34-4	Tier II	10/23/08	PW	SA	Th-234	7.82	175	265	pCi/L	U	No
BM36-13D	Tier II	12/09/08	PW	SA	Th-234	-108	131	199	pCi/L	U	No
FH15-13BB	Tier II	12/10/08	FB	SA	Th-234	-7	86	142	pCi/L	U	No
FH15-13BB	Tier II	12/10/08	FW	SA	Th-234	12	87	144	pCi/L	U	No
PAD34C	Tier II	10/28/08	FW	SA	Th-234	29.5	158	249	pCi/L	U	No
PAD34C	Tier II	10/28/08	FW	SA	Th-234	14.4	195	212	pCi/L	U	No
PAD34C	Tier II	10/28/08	FW	SA	Th-234	-22.3	220	348	pCi/L	U	No
SP22-13	Tier II	11/18/08	PW	SA	Th-234	-32	75.8	122	pCi/L	U	No
SP22-13	Tier II	11/18/08	PW	FD	Th-234	-6.28	50.2	83.7	pCi/L	U	No
SP411-13	Tier II	11/18/08	PW	SA	Th-234	-23.9	159	247	pCi/L	U	No
SP531-13	Tier II	11/18/08	PW	SA	Th-234	-36.1	134	213	pCi/L	U	No
PAD36L	Tier I or II	10/16/08	FW	SA	Tl-208	4.17	4.17	5.38	pCi/L	U	No
PAD36L	Tier I or II	10/16/08	FW	SA	Tl-208	2.59	3.36	4.75	pCi/L	U	No
PAD36L	Tier I or II	10/23/08	FB	SA	Tl-208	2.22	3.38	4.46	pCi/L	U	No
PAD36L	Tier I or II	10/24/08	FW	SA	Tl-208	-0.962	3	4.57	pCi/L	U	No
PAD36L	Tier I or II	10/24/08	FW	SA	Tl-208	-1.37	3.51	5.49	pCi/L	U	No
PAD36L	Tier I or II	11/07/08	FB	SA	Tl-208	4.7	3.1	5.1	pCi/L	U	No
PAD36L	Tier I or II	11/14/08	FB	SA	Tl-208	-5.9	6.3	11.1	pCi/L	U	No
BM36-13B	Tier I	12/09/08	PW	SA	Tl-208	0.517	3.05	4.49	pCi/L	U	No
BM34-11A	Tier II	10/01/08	PW	SA	Tl-208	-0.171	2.32	3.46	pCi/L	U	No
BM34-12B	Tier II	10/01/08	PW	SA	Tl-208	-0.0955	3.14	4.51	pCi/L	U	No
BM34-21A	Tier II	10/01/08	PW	SA	Tl-208	-0.14	2.49	3.87	pCi/L	U	No
BM34-4	Tier II	10/23/08	PW	SA	Tl-208	-1.3	2.73	4.15	pCi/L	U	No
BM36-13D	Tier II	12/09/08	PW	SA	Tl-208	3.49	4.58	5.17	pCi/L	U	No
FH15-13BB	Tier II	12/10/08	FB	SA	Tl-208	1	7	11.6	pCi/L	U	No
FH15-13BB	Tier II	12/10/08	FW	SA	Tl-208	1	7.1	11.8	pCi/L	U	No
PAD34C	Tier II	10/28/08	FW	SA	Tl-208	0.284	3.33	5.33	pCi/L	U	No
PAD34C	Tier II	10/28/08	FW	SA	Tl-208	-1.33	2.96	4.57	pCi/L	U	No

Table 2
Summary of Radiological Analyses

Well Number	Well Type	Sample Date	Medium	Sample Type	Parameter	Activity or Concentration	Counting Error	Reporting Limit	Units	Flag	Detected ?
PAD34C	Tier II	10/28/08	FW	SA	Tl-208	1.49	3.71	6.23	pCi/L	U	No
SP22-13	Tier II	11/18/08	PW	SA	Tl-208	1	3.55	4.47	pCi/L	U	No
SP22-13	Tier II	11/18/08	PW	FD	Tl-208	0.496	2.77	4.43	pCi/L	U	No
SP411-13	Tier II	11/18/08	PW	SA	Tl-208	-0.403	2.82	4.57	pCi/L	U	No
SP531-13	Tier II	11/18/08	PW	SA	Tl-208	2.96	2.92	4.96	pCi/L	U	No
PAD36L	Tier I or II	10/16/08	FW	SA	Tritium	10		10	TU	U	No
PAD36L	Tier I or II	10/16/08	FW	SA	Tritium	13.5		13.5	TU	U	No
PAD36L	Tier I or II	10/23/08	FB	SA	Tritium	15.1		15.1	TU	U	No
PAD36L	Tier I or II	10/24/08	FW	SA	Tritium	15.1		15.1	TU	U	No
PAD36L	Tier I or II	10/24/08	FW	SA	Tritium	16.5		16.5	TU	U	No
PAD36L	Tier I or II	11/07/08	FB	SA	Tritium	10		10	TU	U	No
PAD36L	Tier I or II	11/07/08	FW	SA	Tritium	18.7		18.7	TU	U	No
PAD36L	Tier I or II	11/14/08	FB	SA	Tritium	10		10	TU	U	No
BM26-33B	Tier I	10/15/08	DM	SA	Tritium	15.3		15.3	TU	U	No
BM26-33B	Tier I	10/21/08	DM	SA	Tritium	10		10	TU	U	No
BM26-33D	Tier I	10/23/08	DM	SA	Tritium	10		10	TU	U	No
BM26-33D	Tier I	10/31/08	DM	SA	Tritium	12.6		12.6	TU	U	No
BM26-34A	Tier I	10/01/08	DM	SA	Tritium	10		10	TU	U	No
BM26-34A	Tier I	10/09/08	DM	SA	Tritium	14.2		14.2	TU	U	No
BM26-34B	Tier I	11/17/08	DM	SA	Tritium	14.6		14.6	TU	U	No
BM26-34C	Tier I	12/22/08	DM	SA	Tritium	11.6		11.6	TU	U	No
BM26-34C	Tier I	12/30/08	DM	SA	Tritium	10.8		10.8	TU	U	No
BM36-13B	Tier I	12/09/08	PW	SA	Tritium	10		10	TU	U	No
BM26-34D	Tier II	12/09/08	DM	SA	Tritium	13.2		13.2	TU	U	No
BM34-11A	Tier II	10/01/08	PW	SA	Tritium	10		10	TU	U	No
BM34-12B	Tier II	10/01/08	PW	SA	Tritium	14		14	TU	U	No
BM34-21A	Tier II	10/01/08	PW	SA	Tritium	11		11	TU	U	No
BM34-4	Tier II	10/23/08	PW	SA	Tritium	10		10	TU	U	No
BM36-13D	Tier II	12/09/08	PW	SA	Tritium	10		10	TU	U	No

**Table 2
Summary of Radiological Analyses**

Well Number	Well Type	Sample Date	Medium	Sample Type	Parameter	Activity or Concentration	Counting Error	Reporting Limit	Units	Flag	Detected ?
EN-PK21	Tier II	11/03/08	MF	SA	Tritium	15		15	TU	U	No
FH15-13BB	Tier II	12/10/08	FB	SA	Tritium	14.1		14.1	TU	U	No
FH15-13BB	Tier II	12/10/08	FW	SA	Tritium	10		10	TU	U	No
PAD34C	Tier II	10/28/08	FW	SA	Tritium	10		10	TU	U	No
PAD34C	Tier II	10/28/08	FW	SA	Tritium	10		10	TU	U	No
PAD34C	Tier II	10/28/08	FW	SA	Tritium	13.9		13.9	TU	U	No
BM35-32A	Tier I	12/09/08	NG	SA	Tritium C1	10		10	TU	U	No
BM36-13B	Tier I	12/09/08	NG	SA	Tritium C1	11		11	TU	U	No
BM34-11A	Tier II	10/06/08	NG	SA	Tritium C1	10		10	TU	U	No
BM34-12B	Tier II	10/06/08	NG	SA	Tritium C1	16.7		16.7	TU	U	No
BM34-21A	Tier II	10/06/08	NG	SA	Tritium C1	10		10	TU	U	No
BM34-4	Tier II	10/31/08	NG	SA	Tritium C1	13.5		13.5	TU	U	No
BM36-13D	Tier II	12/09/08	NG	SA	Tritium C1	11.3		11.3	TU	U	No
SP22-13	Tier II	11/26/08	NG	FD	Tritium C1	10		10	TU	U	No
SP22-13	Tier II	11/26/08	NG	SA	Tritium C1	13.2		13.2	TU	U	No
SP411-13	Tier II	11/26/08	NG	SA	Tritium C1	10		10	TU	U	No
SP531-13	Tier II	11/26/08	NG	SA	Tritium C1	10		10	TU	U	No
PAD26N	Tier I or II	11/07/08	DC	SA	U-235	0.15	0.3	0.4	pCi/g	U,G	No
PAD36L	Tier I or II	10/16/08	FW	SA	U-235	-20.1	20.6	32.4	pCi/L	U	No
PAD36L	Tier I or II	10/16/08	FW	SA	U-235	-2.41	20	31.4	pCi/L	U	No
PAD36L	Tier I or II	10/23/08	FB	SA	U-235	-11.6	15.8	23.7	pCi/L	U	No
PAD36L	Tier I or II	10/24/08	FW	SA	U-235	-14.6	18.1	28.1	pCi/L	U	No
PAD36L	Tier I or II	10/24/08	FW	SA	U-235	-9.28	22.2	34.1	pCi/L	U	No
PAD36L	Tier I or II	11/07/08	FW	SA	U-235	17	12	19	pCi/L	U	No
PAD36L	Tier I or II	11/07/08	FB	SA	U-235	12	18	29	pCi/L	U	No
PAD36L	Tier I or II	11/14/08	FB	SA	U-235	-6	20	34	pCi/L	U	No
BM26-33B	Tier I	10/15/08	DM	SA	U-235	0.00884	0.241	0.395	pCi/g	U	No
BM26-33B	Tier I	10/21/08	DC	SA	U-235	-0.0362	0.183	0.308	pCi/g	U	No
BM26-33B	Tier I	10/21/08	DC	SA	U-235	-0.0779	0.165	0.277	pCi/g	U	No

Table 2
Summary of Radiological Analyses

Well Number	Well Type	Sample Date	Medium	Sample Type	Parameter	Activity or Concentration	Counting Error	Reporting Limit	Units	Flag	Detected ?
BM26-33B	Tier I	10/21/08	DC	SA	U-235	0.119	0.17	0.292	pCi/g	U	No
BM26-33D	Tier I	10/23/08	DM	SA	U-235	0.0321	0.224	0.382	pCi/g	U	No
BM26-33D	Tier I	10/31/08	DC	SA	U-235	0.0107	0.156	0.287	pCi/g	U	No
BM26-33D	Tier I	10/31/08	DC	SA	U-235	-0.0339	0.16	0.276	pCi/g	U	No
BM26-33D	Tier I	10/31/08	DC	SA	U-235	0.0506	0.145	0.25	pCi/g	U	No
BM26-34A	Tier I	10/01/08	DM	SA	U-235	-0.0768	0.272	0.457	pCi/g	U	No
BM26-34A	Tier I	10/08/08	DC	SA	U-235	0.0538	0.208	0.347	pCi/g	U	No
BM26-34A	Tier I	10/09/08	DC	SA	U-235	0.201	0.198	0.352	pCi/g	U	No
BM26-34A	Tier I	10/09/08	DC	SA	U-235	0.279	0.239	0.415	pCi/g	U	No
BM26-34B	Tier I	11/17/08	DM	SA	U-235	0.197	0.222	0.267	pCi/g	U	No
BM26-34C	Tier I	12/22/08	DM	SA	U-235	0.0625	0.222	0.359	pCi/g	U	No
BM26-34C	Tier I	12/30/08	MS	SA	U-235	-0.0709	0.256	0.411	pCi/g	U	No
BM36-13B	Tier I	12/09/08	PW	SA	U-235	-3.66	19.6	28.7	pCi/L	U	No
BM26-34D	Tier II	12/09/08	MS	SA	U-235	0.371	0.223	0.392	pCi/g	U	No
BM34-11A	Tier II	10/01/08	PW	SA	U-235	-5.1	14.5	20.5	pCi/L	U	No
BM34-12B	Tier II	10/01/08	PW	SA	U-235	-26.3	20.6	28.2	pCi/L	U	No
BM34-21A	Tier II	10/01/08	PW	SA	U-235	11.2	15.9	24.3	pCi/L	U	No
BM34-4	Tier II	10/23/08	PW	SA	U-235	0.908	19.6	28.2	pCi/L	U	No
BM36-13D	Tier II	12/09/08	PW	SA	U-235	3.38	18.4	27.9	pCi/L	U	No
EN-PK21	Tier II	11/03/08	MS	SA	U-235	0.085	0.094	0.154	pCi/g	U,G	No
EN-PK21	Tier II	11/03/08	MF	SA	U-235	0.114	0.064	0.127	pCi/g	U,G	No
F21-15BB	Tier II	10/13/08	DC	SA	U-235	0.093	0.073	0.152	pCi/g	U,G	No
FE21-10	Tier II	10/29/08	DC	SA	U-235	0.056	0.095	0.159	pCi/g	U,G	No
FE21-10BB	Tier II	10/22/08	DC	SA	U-235	0.06	0.1	0.17	pCi/g	U,G	No
FH15-13BB	Tier II	12/10/08	FB	SA	U-235	9	12	19	pCi/L	U	No
FH15-13BB	Tier II	12/10/08	FW	SA	U-235	9	11	19	pCi/L	U	No
PAD34C	Tier II	10/28/08	FW	SA	U-235	-1.3	21.5	32.8	pCi/L	U	No
PAD34C	Tier II	10/28/08	FW	SA	U-235	-33.5	23.4	30.2	pCi/L	U	No
PAD34C	Tier II	10/28/08	FW	SA	U-235	19.4	23.5	38.5	pCi/L	U	No

Table 2
Summary of Radiological Analyses

Well Number	Well Type	Sample Date	Medium	Sample Type	Parameter	Activity or Concentration	Counting Error	Reporting Limit	Units	Flag	Detected ?
SP22-13	Tier II	11/18/08	PW	SA	U-235	-1.77	15.9	24.1	pCi/L	U	No
SP22-13	Tier II	11/18/08	PW	FD	U-235	-4.81	15.2	22.4	pCi/L	U	No
SP411-13	Tier II	11/18/08	PW	SA	U-235	3.57	20.3	29	pCi/L	U	No
SP531-13	Tier II	11/18/08	PW	SA	U-235	7.27	18.6	29.6	pCi/L	U	No
PAD36L	Tier I or II	10/16/08	FW	SA	U-238	-135	163	211	pCi/L	U	No
PAD36L	Tier I or II	10/16/08	FW	SA	U-238	-59.3	192	290	pCi/L	U	No
PAD36L	Tier I or II	10/23/08	FB	SA	U-238	32	158	154	pCi/L	U	No
PAD36L	Tier I or II	10/24/08	FW	SA	U-238	-38.8	134	203	pCi/L	U	No
PAD36L	Tier I or II	10/24/08	FW	SA	U-238	20.3	201	236	pCi/L	U	No
PAD36L	Tier I or II	11/07/08	FW	SA	U-238	18	47	78	pCi/L	U	No
PAD36L	Tier I or II	11/07/08	FB	SA	U-238	-20	77	129	pCi/L	U	No
PAD36L	Tier I or II	11/14/08	FB	SA	U-238	14	56	93	pCi/L	U	No
BM26-33B	Tier I	10/15/08	DM	SA	U-238	2.24	2.02	3.52	pCi/g	U	No
BM26-33B	Tier I	10/21/08	DC	SA	U-238	0.318	1.2	2.21	pCi/g	U	No
BM26-33D	Tier I	10/23/08	DM	SA	U-238	1.54	1.86	1.9	pCi/g	U	No
BM26-33D	Tier I	10/31/08	DC	SA	U-238	0.857	1.35	1.68	pCi/g	U	No
BM26-33D	Tier I	10/31/08	DC	SA	U-238	0.258	0.727	0.641	pCi/g	U	No
BM26-33D	Tier I	10/31/08	DC	SA	U-238	0.523	1.22	1.68	pCi/g	U	No
BM26-34A	Tier I	10/08/08	DC	SA	U-238	1.12	1.68	1.93	pCi/g	U	No
BM26-34A	Tier I	10/09/08	DC	SA	U-238	1.02	1.86	2.22	pCi/g	U	No
BM36-13B	Tier I	12/09/08	PW	SA	U-238	24.5	163	193	pCi/L	U	No
BM34-11A	Tier II	10/01/08	PW	SA	U-238	-107	109	152	pCi/L	U	No
BM34-12B	Tier II	10/01/08	PW	SA	U-238	-33.2	135	216	pCi/L	U	No
BM34-21A	Tier II	10/01/08	PW	SA	U-238	12.6	120	184	pCi/L	U	No
BM34-4	Tier II	10/23/08	PW	SA	U-238	7.82	175	265	pCi/L	U	No
BM36-13D	Tier II	12/09/08	PW	SA	U-238	-108	131	199	pCi/L	U	No
FH15-13BB	Tier II	12/10/08	FB	SA	U-238	-7	86	142	pCi/L	U	No
FH15-13BB	Tier II	12/10/08	FW	SA	U-238	12	87	144	pCi/L	U	No
PAD34C	Tier II	10/28/08	FW	SA	U-238	29.5	158	249	pCi/L	U	No

**Table 2
Summary of Radiological Analyses**

Well Number	Well Type	Sample Date	Medium	Sample Type	Parameter	Activity or Concentration	Counting Error	Reporting Limit	Units	Flag	Detected ?
PAD34C	Tier II	10/28/08	FW	SA	U-238	14.4	195	212	pCi/L	U	No
PAD34C	Tier II	10/28/08	FW	SA	U-238	-22.3	220	348	pCi/L	U	No
SP22-13	Tier II	11/18/08	PW	SA	U-238	-32	75.8	122	pCi/L	U	No
SP22-13	Tier II	11/18/08	PW	FD	U-238	-6.28	50.2	83.7	pCi/L	U	No
SP411-13	Tier II	11/18/08	PW	SA	U-238	-23.9	159	247	pCi/L	U	No
SP531-13	Tier II	11/18/08	PW	SA	U-238	-36.1	134	213	pCi/L	U	No
PAD26N	Tier I or II	11/07/08	DC	SA	Y-88	0.005	0.017	0.03	pCi/g	U,G	No
PAD36L	Tier I or II	10/16/08	FW	SA	Y-88	1.06	2.31	4.05	pCi/L	U	No
PAD36L	Tier I or II	10/16/08	FW	SA	Y-88	-1.39	2.1	3.09	pCi/L	U	No
PAD36L	Tier I or II	10/23/08	FB	SA	Y-88	0.265	2.09	3.59	pCi/L	U	No
PAD36L	Tier I or II	10/24/08	FW	SA	Y-88	0.0316	2.06	3.49	pCi/L	U	No
PAD36L	Tier I or II	10/24/08	FW	SA	Y-88	-1.19	3.41	4.77	pCi/L	U	No
PAD36L	Tier I or II	11/07/08	FW	SA	Y-88	0	3.9	6.8	pCi/L	U	No
PAD36L	Tier I or II	11/07/08	FB	SA	Y-88	2	4.1	6.9	pCi/L	U	No
PAD36L	Tier I or II	11/14/08	FB	SA	Y-88	-0.5	5.7	10.3	pCi/L	U	No
BM26-33B	Tier I	10/15/08	DM	SA	Y-88	0.0178	0.0407	0.0726	pCi/g	U	No
BM26-33B	Tier I	10/21/08	DC	SA	Y-88	-0.00449	0.0271	0.044	pCi/g	U	No
BM26-33B	Tier I	10/21/08	DC	SA	Y-88	0.00264	0.0245	0.0428	pCi/g	U	No
BM26-33B	Tier I	10/21/08	DC	SA	Y-88	0.0089	0.0318	0.0569	pCi/g	U	No
BM26-33D	Tier I	10/23/08	DM	SA	Y-88	0.0118	0.0347	0.0618	pCi/g	U	No
BM26-33D	Tier I	10/31/08	DC	SA	Y-88	-0.0164	0.0268	0.0394	pCi/g	U	No
BM26-33D	Tier I	10/31/08	DC	SA	Y-88	-0.0142	0.029	0.0414	pCi/g	U	No
BM26-33D	Tier I	10/31/08	DC	SA	Y-88	0.000951	0.0272	0.0452	pCi/g	U	No
BM26-34A	Tier I	10/01/08	DM	SA	Y-88	-0.0177	0.0388	0.0593	pCi/g	U	No
BM26-34A	Tier I	10/08/08	DC	SA	Y-88	0.0456	0.0407	0.0849	pCi/g	U	No
BM26-34A	Tier I	10/09/08	DC	SA	Y-88	0.0041	0.0225	0.04	pCi/g	U	No
BM26-34A	Tier I	10/09/08	DC	SA	Y-88	0.0214	0.0477	0.0869	pCi/g	U	No
BM26-34B	Tier I	11/17/08	DM	SA	Y-88	0.0132	0.0493	0.085	pCi/g	U	No
BM26-34C	Tier I	12/22/08	DM	SA	Y-88	0.000305	0.0344	0.0576	pCi/g	U	No

**Table 2
Summary of Radiological Analyses**

Well Number	Well Type	Sample Date	Medium	Sample Type	Parameter	Activity or Concentration	Counting Error	Reporting Limit	Units	Flag	Detected ?
BM26-34C	Tier I	12/30/08	MS	SA	Y-88	0.0323	0.046	0.0875	pCi/g	U	No
BM36-13B	Tier I	12/09/08	PW	SA	Y-88	0.776	2.51	4.46	pCi/L	U	No
BM26-34D	Tier II	12/09/08	MS	SA	Y-88	0.00538	0.0535	0.092	pCi/g	U	No
BM34-11A	Tier II	10/01/08	PW	SA	Y-88	-1.21	2.44	3.14	pCi/L	U	No
BM34-12B	Tier II	10/01/08	PW	SA	Y-88	-0.68	2.5	4.01	pCi/L	U	No
BM34-21A	Tier II	10/01/08	PW	SA	Y-88	-2.05	2.21	3.06	pCi/L	U	No
BM34-4	Tier II	10/23/08	PW	SA	Y-88	0.697	2.42	4.22	pCi/L	U	No
BM36-13D	Tier II	12/09/08	PW	SA	Y-88	0.62	2.57	4.54	pCi/L	U	No
EN-PK21	Tier II	11/03/08	MS	SA	Y-88	0.011	0.01	0.024	pCi/g	U,G	No
EN-PK21	Tier II	11/03/08	MF	SA	Y-88	-0.004	0.011	0.02	pCi/g	U,G	No
F21-15BB	Tier II	10/13/08	DC	SA	Y-88	0.009	0.012	0.019	pCi/g	U,G	No
FE21-10	Tier II	10/29/08	DC	SA	Y-88	0.004	0.015	0.026	pCi/g	U,G	No
FE21-10BB	Tier II	10/22/08	DC	SA	Y-88	-0.013	0.014	0.026	pCi/g	U,G	No
FH15-13BB	Tier II	12/10/08	FB	SA	Y-88	0.1	4.2	7.3	pCi/L	U	No
FH15-13BB	Tier II	12/10/08	FW	SA	Y-88	-3.1	4.2	7.6	pCi/L	U	No
PAD34C	Tier II	10/28/08	FW	SA	Y-88	0.651	2.05	3.63	pCi/L	U	No
PAD34C	Tier II	10/28/08	FW	SA	Y-88	0.172	2.33	4.15	pCi/L	U	No
PAD34C	Tier II	10/28/08	FW	SA	Y-88	-0.71	2.31	3.55	pCi/L	U	No
SP22-13	Tier II	11/18/08	PW	SA	Y-88	-0.175	2.33	3.91	pCi/L	U	No
SP22-13	Tier II	11/18/08	PW	FD	Y-88	-0.633	4.38	4.23	pCi/L	U	No
SP411-13	Tier II	11/18/08	PW	SA	Y-88	0.595	2.58	4.38	pCi/L	U	No
SP531-13	Tier II	11/18/08	PW	SA	Y-88	-1.72	2.72	4.07	pCi/L	U	No
PAD26N	Tier I or II	11/07/08	DC	SA	Zn-65	-0.014	0.063	0.107	pCi/g	U,G	No
PAD36L	Tier I or II	10/16/08	FW	SA	Zn-65	-2.88	9.74	16.4	pCi/L	U	No
PAD36L	Tier I or II	10/16/08	FW	SA	Zn-65	-13.5	9.72	14.9	pCi/L	U	No
PAD36L	Tier I or II	10/23/08	FB	SA	Zn-65	0.0388	7.28	10.5	pCi/L	U	No
PAD36L	Tier I or II	10/24/08	FW	SA	Zn-65	-5.01	7.18	11.5	pCi/L	U	No
PAD36L	Tier I or II	10/24/08	FW	SA	Zn-65	-1.46	9.28	15.7	pCi/L	U	No
PAD36L	Tier I or II	11/07/08	FW	SA	Zn-65	5.9	10	17.1	pCi/L	U	No

Table 2
Summary of Radiological Analyses

Well Number	Well Type	Sample Date	Medium	Sample Type	Parameter	Activity or Concentration	Counting Error	Reporting Limit	Units	Flag	Detected ?
PAD36L	Tier I or II	11/07/08	FB	SA	Zn-65	-2	8.4	14.2	pCi/L	U	No
PAD36L	Tier I or II	11/14/08	FB	SA	Zn-65	3	12	20	pCi/L	U	No
BM26-33B	Tier I	10/15/08	DM	SA	Zn-65	0.067	0.107	0.165	pCi/g	U	No
BM26-33B	Tier I	10/21/08	DC	SA	Zn-65	0.00187	0.0749	0.112	pCi/g	U	No
BM26-33B	Tier I	10/21/08	DC	SA	Zn-65	-0.0881	0.0969	0.122	pCi/g	U	No
BM26-33B	Tier I	10/21/08	DC	SA	Zn-65	-0.0338	0.0793	0.109	pCi/g	U	No
BM26-33D	Tier I	10/23/08	DM	SA	Zn-65	-0.0883	0.115	0.145	pCi/g	U	No
BM26-33D	Tier I	10/31/08	DC	SA	Zn-65	-0.0166	0.0816	0.117	pCi/g	U	No
BM26-33D	Tier I	10/31/08	DC	SA	Zn-65	-0.0383	0.0748	0.101	pCi/g	U	No
BM26-33D	Tier I	10/31/08	DC	SA	Zn-65	0.0196	0.0809	0.122	pCi/g	U	No
BM26-34A	Tier I	10/01/08	DM	SA	Zn-65	-0.0717	0.13	0.204	pCi/g	U	No
BM26-34A	Tier I	10/08/08	DC	SA	Zn-65	-0.107	0.132	0.164	pCi/g	U	No
BM26-34A	Tier I	10/09/08	DC	SA	Zn-65	0.00377	0.124	0.181	pCi/g	U	No
BM26-34A	Tier I	10/09/08	DC	SA	Zn-65	0.00723	0.0848	0.127	pCi/g	U	No
BM26-34B	Tier I	11/17/08	DM	SA	Zn-65	-0.0585	0.104	0.134	pCi/g	U	No
BM26-34C	Tier I	12/22/08	DM	SA	Zn-65	0.0163	0.11	0.156	pCi/g	UJ	No
BM26-34C	Tier I	12/30/08	MS	SA	Zn-65	-0.164	0.144	0.172	pCi/g	U	No
BM36-13B	Tier I	12/09/08	PW	SA	Zn-65	-3.83	5.39	8.52	pCi/L	U	No
BM26-34D	Tier II	12/09/08	MS	SA	Zn-65	-0.0695	0.137	0.183	pCi/g	U	No
BM34-11A	Tier II	10/01/08	PW	SA	Zn-65	-1.1	4.21	6.97	pCi/L	U	No
BM34-12B	Tier II	10/01/08	PW	SA	Zn-65	-0.759	4.74	7.86	pCi/L	U	No
BM34-21A	Tier II	10/01/08	PW	SA	Zn-65	-3.38	4.35	6.68	pCi/L	U	No
BM34-4	Tier II	10/23/08	PW	SA	Zn-65	1.23	6.32	10.6	pCi/L	U	No
BM36-13D	Tier II	12/09/08	PW	SA	Zn-65	-1.59	5.65	9.36	pCi/L	U	No
EN-PK21	Tier II	11/03/08	MS	SA	Zn-65	-0.036	0.055	0.094	pCi/g	U,G	No
EN-PK21	Tier II	11/03/08	MF	SA	Zn-65	-0.02	0.049	0.083	pCi/g	U,G	No
F21-15BB	Tier II	10/13/08	DC	SA	Zn-65	-0.025	0.042	0.072	pCi/g	U,G	No
FE21-10	Tier II	10/29/08	DC	SA	Zn-65	0.012	0.049	0.081	pCi/g	U,G	No
FE21-10BB	Tier II	10/22/08	DC	SA	Zn-65	-0.008	0.05	0.084	pCi/g	U,G	No

**Table 2
Summary of Radiological Analyses**

Well Number	Well Type	Sample Date	Medium	Sample Type	Parameter	Activity or Concentration	Counting Error	Reporting Limit	Units	Flag	Detected ?
FH15-13BB	Tier II	12/10/08	FB	SA	Zn-65	-0.7	6.8	11.8	pCi/L	U	No
FH15-13BB	Tier II	12/10/08	FW	SA	Zn-65	-5.7	6.6	11.8	pCi/L	U	No
PAD34C	Tier II	10/28/08	FW	SA	Zn-65	5.79	7.87	12.2	pCi/L	U	No
PAD34C	Tier II	10/28/08	FW	SA	Zn-65	4.09	8.93	13.5	pCi/L	U	No
PAD34C	Tier II	10/28/08	FW	SA	Zn-65	-10.1	10.6	16.4	pCi/L	U	No
SP22-13	Tier II	11/18/08	PW	SA	Zn-65	-2	4.5	6.03	pCi/L	UU	No
SP22-13	Tier II	11/18/08	PW	FD	Zn-65	-10.6	5.49	7.1	pCi/L	UU	No
SP411-13	Tier II	11/18/08	PW	SA	Zn-65	-8.44	5.34	7.5	pCi/L	UU	No
SP531-13	Tier II	11/18/08	PW	SA	Zn-65	1.4	5.06	7.83	pCi/L	UU	No
PAD36L	Tier I or II	10/16/08	FW	SA	Zr-95	3.21	6.5	11.1	pCi/L	U	No
PAD36L	Tier I or II	10/16/08	FW	SA	Zr-95	3.89	6.28	10.9	pCi/L	U	No
PAD36L	Tier I or II	10/23/08	FB	SA	Zr-95	0.553	4.54	7.5	pCi/L	U	No
PAD36L	Tier I or II	10/24/08	FW	SA	Zr-95	1.4	5.16	8.78	pCi/L	U	No
PAD36L	Tier I or II	10/24/08	FW	SA	Zr-95	2.68	6.42	11.1	pCi/L	U	No
BM26-33B	Tier I	10/15/08	DM	SA	Zr-95	0.036	0.0864	0.151	pCi/g	U	No
BM26-33B	Tier I	10/21/08	DC	SA	Zr-95	0.0846	0.0681	0.13	pCi/g	U	No
BM26-33B	Tier I	10/21/08	DC	SA	Zr-95	-0.00264	0.0649	0.109	pCi/g	U	No
BM26-33B	Tier I	10/21/08	DC	SA	Zr-95	0.0218	0.0599	0.104	pCi/g	U	No
BM26-33D	Tier I	10/23/08	DM	SA	Zr-95	0.0125	0.0783	0.134	pCi/g	U	No
BM26-33D	Tier I	10/31/08	DC	SA	Zr-95	0.0298	0.0597	0.106	pCi/g	U	No
BM26-33D	Tier I	10/31/08	DC	SA	Zr-95	0.00409	0.0583	0.0995	pCi/g	U	No
BM26-33D	Tier I	10/31/08	DC	SA	Zr-95	0.0403	0.0591	0.106	pCi/g	U	No
BM26-34A	Tier I	10/01/08	DM	SA	Zr-95	-0.0061	0.0853	0.14	pCi/g	U	No
BM26-34A	Tier I	10/08/08	DC	SA	Zr-95	0.0874	0.0964	0.175	pCi/g	U	No
BM26-34A	Tier I	10/09/08	DC	SA	Zr-95	0.0126	0.108	0.183	pCi/g	U	No
BM26-34A	Tier I	10/09/08	DC	SA	Zr-95	0.0619	0.0686	0.127	pCi/g	U	No
BM26-34B	Tier I	11/17/08	DM	SA	Zr-95	0.0441	0.0753	0.132	pCi/g	U	No
BM26-34C	Tier I	12/22/08	DM	SA	Zr-95	-0.037	0.0657	0.102	pCi/g	U	No
BM26-34C	Tier I	12/30/08	MS	SA	Zr-95	-0.00934	0.0962	0.161	pCi/g	U	No

Table 2
Summary of Radiological Analyses

Well Number	Well Type	Sample Date	Medium	Sample Type	Parameter	Activity or Concentration	Counting Error	Reporting Limit	Units	Flag	Detected ?
BM36-13B	Tier I	12/09/08	PW	SA	Zr-95	-2.9	4.14	6.45	pCi/L	U	No
BM26-34D	Tier II	12/09/08	MS	SA	Zr-95	-0.0393	0.09	0.151	pCi/g	UU	No
BM34-11A	Tier II	10/01/08	PW	SA	Zr-95	1.19	3.31	5.74	pCi/L	U	No
BM34-12B	Tier II	10/01/08	PW	SA	Zr-95	-2.83	4.26	6.62	pCi/L	U	No
BM34-21A	Tier II	10/01/08	PW	SA	Zr-95	0.454	3.76	6.34	pCi/L	U	No
BM34-4	Tier II	10/23/08	PW	SA	Zr-95	2.91	4.86	8.64	pCi/L	U	No
BM36-13D	Tier II	12/09/08	PW	SA	Zr-95	0.606	4.06	6.94	pCi/L	U	No
PAD34C	Tier II	10/28/08	FW	SA	Zr-95	-0.411	5.84	9.8	pCi/L	U	No
PAD34C	Tier II	10/28/08	FW	SA	Zr-95	0.791	5.67	9.35	pCi/L	U	No
PAD34C	Tier II	10/28/08	FW	SA	Zr-95	1.03	7	11.9	pCi/L	U	No
SP22-13	Tier II	11/18/08	PW	SA	Zr-95	1.58	3.97	6.92	pCi/L	U	No
SP22-13	Tier II	11/18/08	PW	FD	Zr-95	-1.95	5.04	8.08	pCi/L	U	No
SP411-13	Tier II	11/18/08	PW	SA	Zr-95	-3.44	4.62	7.17	pCi/L	U	No
SP531-13	Tier II	11/18/08	PW	SA	Zr-95	-2.45	5.22	8.38	pCi/L	U	No

Notes: FB = flowback water; FW = fracing fluids; PW = produced water; DC= drill cuttings; DM = drilling mud; MF = extracted drilling mud fluid; MS = dewatered drilling mud solids; SA = primary sample; FD = field duplicate; pCi/L = picoCuries per liter; µg/L = micrograms per liter; pMC = percent modern carbon; TU = tritium units; pCi/g = picoCuries per gram; U = analyte was analyzed but was not detected above the minimum detectable activity (MDA); J = the reported analytical result is estimated; UU = the analyte was analyzed for but was not detected above the MDA; the reported analytical result is an estimate; TI = nuclide identification is tentative; SI = nuclide identification and/or quantitation is tentative; G = sample density differs by more than 15% of LCS density ; M = the requested MDC was not met; LT = result is less than requested MDC, greater than sample specific MDC; M3 = the requested MDC was not met, but the reported activity is greater than the reported MDC.

Table 3
Summary of Total Metal Analyses

Well Number	Well Type	Sample Date	Medium	Sample Type	Parameter	Concentration	Reporting Limit	Units	Flag	Detected ?
PAD36L	Tier I or II	10/16/08	FW	SA	Arsenic	1.5	2	µg/L	J	Yes
PAD36L	Tier I or II	10/16/08	FW	SA	Arsenic	2.6	2	µg/L		Yes
PAD36L	Tier I or II	10/23/08	FB	SA	Arsenic	11	2	µg/L		Yes
PAD36L	Tier I or II	10/24/08	FW	SA	Arsenic	1.3	2	µg/L	J	Yes
PAD36L	Tier I or II	10/24/08	FW	SA	Arsenic	2.8	2	µg/L		Yes
PAD36L	Tier I or II	11/07/08	FW	SA	Arsenic	0.92	2	µg/L	J	Yes
PAD36L	Tier I or II	11/07/08	FB	SA	Arsenic	6.7	2	µg/L		Yes
PAD36L	Tier I or II	11/14/08	FB	SA	Arsenic	8.1	2	µg/L		Yes
BM36-13B	Tier I	12/09/08	PW	SA	Arsenic	7.5	2	µg/L		Yes
BM34-11A	Tier II	10/01/08	PW	SA	Arsenic	2.7	2	µg/L		Yes
BM34-12B	Tier II	10/01/08	PW	SA	Arsenic	1.2	2	µg/L	J	Yes
BM34-21A	Tier II	10/01/08	PW	SA	Arsenic	4.2	2	µg/L		Yes
BM34-4	Tier II	10/23/08	PW	SA	Arsenic	12	2	µg/L		Yes
BM36-13D	Tier II	12/09/08	PW	SA	Arsenic	29	2	µg/L		Yes
FH15-13BB	Tier II	12/10/08	FB	SA	Arsenic	30	2	µg/L		Yes
FH15-13BB	Tier II	12/10/08	FW	SA	Arsenic	100	2	µg/L		Yes
PAD34C	Tier II	10/28/08	FW	SA	Arsenic	8.9	2	µg/L		Yes
PAD34C	Tier II	10/28/08	FW	SA	Arsenic	3.4	2	µg/L		Yes
PAD34C	Tier II	10/28/08	FW	SA	Arsenic	6	2	µg/L		Yes
SP22-13	Tier II	11/18/08	PW	SA	Arsenic	24	2	µg/L		Yes
SP22-13	Tier II	11/18/08	PW	FD	Arsenic	29	2	µg/L		Yes
SP411-13	Tier II	11/18/08	PW	SA	Arsenic	6.7	2	µg/L		Yes
SP531-13	Tier II	11/18/08	PW	SA	Arsenic	43	2	µg/L		Yes
PAD36L	Tier I or II	10/16/08	FW	SA	Barium	14000	2500	µg/L		Yes
PAD36L	Tier I or II	10/16/08	FW	SA	Barium	9200	100	µg/L		Yes
PAD36L	Tier I or II	10/23/08	FB	SA	Barium	51000	10000	µg/L		Yes
PAD36L	Tier I or II	10/24/08	FW	SA	Barium	7100	100	µg/L		Yes
PAD36L	Tier I or II	10/24/08	FW	SA	Barium	16000	10000	µg/L		Yes

**Table 3
Summary of Total Metal Analyses**

Well Number	Well Type	Sample Date	Medium	Sample Type	Parameter	Concentration	Reporting Limit	Units	Flag	Detected ?
PAD36L	Tier I or II	11/07/08	FW	SA	Barium	2600	100	µg/L		Yes
PAD36L	Tier I or II	11/07/08	FB	SA	Barium	84000	10000	µg/L		Yes
PAD36L	Tier I or II	11/14/08	FB	SA	Barium	59000	10000	µg/L		Yes
BM36-13B	Tier I	12/09/08	PW	SA	Barium	11	1	mg/L		Yes
BM34-11A	Tier II	10/01/08	PW	SA	Barium	860	100	µg/L		Yes
BM34-12B	Tier II	10/01/08	PW	SA	Barium	450	100	µg/L		Yes
BM34-21A	Tier II	10/01/08	PW	SA	Barium	840	100	µg/L		Yes
BM34-4	Tier II	10/23/08	PW	SA	Barium	50000	10000	µg/L		Yes
BM36-13D	Tier II	12/09/08	PW	SA	Barium	60	1	mg/L		Yes
FH15-13BB	Tier II	12/10/08	FB	SA	Barium	92000	1000	µg/L		Yes
FH15-13BB	Tier II	12/10/08	FW	SA	Barium	43000	1000	µg/L		Yes
PAD34C	Tier II	10/28/08	FW	SA	Barium	240	10	mg/L		Yes
PAD34C	Tier II	10/28/08	FW	SA	Barium	120	10	mg/L		Yes
PAD34C	Tier II	10/28/08	FW	SA	Barium	140	10	mg/L		Yes
SP22-13	Tier II	11/18/08	PW	SA	Barium	110000	10000	µg/L		Yes
SP22-13	Tier II	11/18/08	PW	FD	Barium	110000	10000	µg/L		Yes
SP411-13	Tier II	11/18/08	PW	SA	Barium	67000	1000	µg/L		Yes
SP531-13	Tier II	11/18/08	PW	SA	Barium	140000	10000	µg/L		Yes
PAD36L	Tier I or II	10/16/08	FW	SA	Boron	4000	100	µg/L		Yes
PAD36L	Tier I or II	10/16/08	FW	SA	Boron	220	100	µg/L		Yes
PAD36L	Tier I or II	10/23/08	FB	SA	Boron	3400	100	µg/L		Yes
PAD36L	Tier I or II	10/24/08	FW	SA	Boron	270	100	µg/L		Yes
PAD36L	Tier I or II	10/24/08	FW	SA	Boron	1500	100	µg/L		Yes
PAD36L	Tier I or II	11/07/08	FW	SA	Boron	2200	100	µg/L		Yes
PAD36L	Tier I or II	11/07/08	FB	SA	Boron	5500	100	µg/L		Yes
PAD36L	Tier I or II	11/14/08	FB	SA	Boron	5700	100	µg/L		Yes
BM36-13B	Tier I	12/09/08	PW	SA	Boron	5.3	1	mg/L		Yes
BM34-11A	Tier II	10/01/08	PW	SA	Boron	360	100	µg/L		Yes

**Table 3
Summary of Total Metal Analyses**

Well Number	Well Type	Sample Date	Medium	Sample Type	Parameter	Concentration	Reporting Limit	Units	Flag	Detected ?
BM34-12B	Tier II	10/01/08	PW	SA	Boron	98	100	µg/L	J	Yes
BM34-21A	Tier II	10/01/08	PW	SA	Boron	140	100	µg/L		Yes
BM34-4	Tier II	10/23/08	PW	SA	Boron	4500	100	µg/L		Yes
BM36-13D	Tier II	12/09/08	PW	SA	Boron	4.7	1	mg/L		Yes
FH15-13BB	Tier II	12/10/08	FB	SA	Boron	5300	1000	µg/L		Yes
FH15-13BB	Tier II	12/10/08	FW	SA	Boron	5300	1000	µg/L		Yes
PAD34C	Tier II	10/28/08	FW	SA	Boron	5.2	0.1	mg/L	J	Yes
PAD34C	Tier II	10/28/08	FW	SA	Boron	4.9	0.1	mg/L	J	Yes
PAD34C	Tier II	10/28/08	FW	SA	Boron	4.5	0.1	mg/L	J	Yes
SP22-13	Tier II	11/18/08	PW	SA	Boron	11000	1000	µg/L		Yes
SP22-13	Tier II	11/18/08	PW	FD	Boron	11000	1000	µg/L		Yes
SP411-13	Tier II	11/18/08	PW	SA	Boron	9600	1000	µg/L		Yes
SP531-13	Tier II	11/18/08	PW	SA	Boron	7300	1000	µg/L		Yes
PAD36L	Tier I or II	10/16/08	FW	SA	Cadmium	2	0.3	µg/L		Yes
PAD36L	Tier I or II	10/16/08	FW	SA	Cadmium	1.9	0.3	µg/L		Yes
PAD36L	Tier I or II	10/23/08	FB	SA	Cadmium	0.28	0.3	µg/L	J	Yes
PAD36L	Tier I or II	10/24/08	FW	SA	Cadmium	0.26	0.3	µg/L	J	Yes
PAD36L	Tier I or II	10/24/08	FW	SA	Cadmium	0.34	0.3	µg/L		Yes
PAD36L	Tier I or II	11/07/08	FW	SA	Cadmium	0.42	0.3	µg/L		Yes
PAD36L	Tier I or II	11/07/08	FB	SA	Cadmium	0.35	0.3	µg/L		Yes
BM36-13B	Tier I	12/09/08	PW	SA	Cadmium	2.5	0.3	µg/L		Yes
BM34-11A	Tier II	10/01/08	PW	SA	Cadmium	3	0.3	µg/L		Yes
BM34-12B	Tier II	10/01/08	PW	SA	Cadmium	1.4	0.3	µg/L		Yes
BM34-21A	Tier II	10/01/08	PW	SA	Cadmium	2.7	0.3	µg/L		Yes
BM34-4	Tier II	10/23/08	PW	SA	Cadmium	0.85	0.3	µg/L		Yes
BM36-13D	Tier II	12/09/08	PW	SA	Cadmium	0.9	0.3	µg/L		Yes
FH15-13BB	Tier II	12/10/08	FB	SA	Cadmium	0.066	0.3	µg/L	J	Yes
FH15-13BB	Tier II	12/10/08	FW	SA	Cadmium	4.9	1.5	µg/L		Yes

Table 3
Summary of Total Metal Analyses

Well Number	Well Type	Sample Date	Medium	Sample Type	Parameter	Concentration	Reporting Limit	Units	Flag	Detected ?
PAD34C	Tier II	10/28/08	FW	SA	Cadmium	0.33	0.3	µg/L		Yes
PAD34C	Tier II	10/28/08	FW	SA	Cadmium	0.47	0.3	µg/L		Yes
PAD34C	Tier II	10/28/08	FW	SA	Cadmium	1.4	0.3	µg/L		Yes
SP22-13	Tier II	11/18/08	PW	SA	Cadmium	0.18	0.3	µg/L	J	Yes
SP22-13	Tier II	11/18/08	PW	FD	Cadmium	0.26	0.3	µg/L	J	Yes
SP411-13	Tier II	11/18/08	PW	SA	Cadmium	0.16	0.3	µg/L	J	Yes
SP531-13	Tier II	11/18/08	PW	SA	Cadmium	0.2	0.3	µg/L	J	Yes
PAD36L	Tier I or II	10/16/08	FW	SA	Calcium	240000	1000	µg/L		Yes
PAD36L	Tier I or II	10/16/08	FW	SA	Calcium	210000	1000	µg/L		Yes
PAD36L	Tier I or II	10/23/08	FB	SA	Calcium	500000	100000	µg/L		Yes
PAD36L	Tier I or II	10/24/08	FW	SA	Calcium	140000	1000	µg/L		Yes
PAD36L	Tier I or II	10/24/08	FW	SA	Calcium	210000	1000	µg/L		Yes
PAD36L	Tier I or II	11/07/08	FW	SA	Calcium	220000	1000	µg/L		Yes
PAD36L	Tier I or II	11/07/08	FB	SA	Calcium	500000	1000	µg/L		Yes
PAD36L	Tier I or II	11/14/08	FB	SA	Calcium	410000	1000	µg/L		Yes
BM36-13B	Tier I	12/09/08	PW	SA	Calcium	290	10	mg/L		Yes
BM34-11A	Tier II	10/01/08	PW	SA	Calcium	39000	1000	µg/L		Yes
BM34-12B	Tier II	10/01/08	PW	SA	Calcium	41000	1000	µg/L		Yes
BM34-21A	Tier II	10/01/08	PW	SA	Calcium	31000	1000	µg/L		Yes
BM34-4	Tier II	10/23/08	PW	SA	Calcium	400000	1000	µg/L		Yes
BM36-13D	Tier II	12/09/08	PW	SA	Calcium	320	10	mg/L		Yes
FH15-13BB	Tier II	12/10/08	FB	SA	Calcium	300000	10000	µg/L		Yes
FH15-13BB	Tier II	12/10/08	FW	SA	Calcium	370000	10000	µg/L		Yes
PAD34C	Tier II	10/28/08	FW	SA	Calcium	750	100	mg/L		Yes
PAD34C	Tier II	10/28/08	FW	SA	Calcium	420	1	mg/L		Yes
PAD34C	Tier II	10/28/08	FW	SA	Calcium	620	100	mg/L		Yes
SP22-13	Tier II	11/18/08	PW	SA	Calcium	250000	10000	µg/L		Yes
SP22-13	Tier II	11/18/08	PW	FD	Calcium	240000	10000	µg/L		Yes

**Table 3
Summary of Total Metal Analyses**

Well Number	Well Type	Sample Date	Medium	Sample Type	Parameter	Concentration	Reporting Limit	Units	Flag	Detected ?
SP411-13	Tier II	11/18/08	PW	SA	Calcium	240000	10000	µg/L		Yes
SP531-13	Tier II	11/18/08	PW	SA	Calcium	340000	10000	µg/L		Yes
PAD36L	Tier I or II	10/16/08	FW	SA	Chromium	6	10	µg/L	J	Yes
PAD36L	Tier I or II	10/16/08	FW	SA	Chromium	10	10	µg/L		Yes
PAD36L	Tier I or II	10/23/08	FB	SA	Chromium	43	10	µg/L		Yes
PAD36L	Tier I or II	10/24/08	FW	SA	Chromium	13	10	µg/L		Yes
PAD36L	Tier I or II	10/24/08	FW	SA	Chromium	10	10	µg/L		Yes
PAD36L	Tier I or II	11/07/08	FW	SA	Chromium	4.5	10	µg/L	J	Yes
PAD36L	Tier I or II	11/07/08	FB	SA	Chromium	19	10	µg/L		Yes
PAD36L	Tier I or II	11/14/08	FB	SA	Chromium	13	10	µg/L		Yes
BM36-13B	Tier I	12/09/08	PW	SA	Chromium	0.022	0.1	mg/L	J	Yes
BM34-11A	Tier II	10/01/08	PW	SA	Chromium	4.7	10	µg/L	J	Yes
BM34-21A	Tier II	10/01/08	PW	SA	Chromium	2.4	10	µg/L	J	Yes
BM36-13D	Tier II	12/09/08	PW	SA	Chromium	0.13	0.1	mg/L		Yes
FH15-13BB	Tier II	12/10/08	FB	SA	Chromium	19	100	µg/L	J	Yes
FH15-13BB	Tier II	12/10/08	FW	SA	Chromium	240	100	µg/L		Yes
SP22-13	Tier II	11/18/08	PW	SA	Chromium	8.3	100	µg/L	J	Yes
SP22-13	Tier II	11/18/08	PW	FD	Chromium	9.3	100	µg/L	J	Yes
SP411-13	Tier II	11/18/08	PW	SA	Chromium	6.4	100	µg/L	J	Yes
SP531-13	Tier II	11/18/08	PW	SA	Chromium	16	100	µg/L	J	Yes
PAD36L	Tier I or II	10/16/08	FW	SA	Iron	5100	100	µg/L		Yes
PAD36L	Tier I or II	10/16/08	FW	SA	Iron	12000	100	µg/L		Yes
PAD36L	Tier I or II	10/23/08	FB	SA	Iron	39000	100	µg/L		Yes
PAD36L	Tier I or II	10/24/08	FW	SA	Iron	9500	100	µg/L		Yes
PAD36L	Tier I or II	10/24/08	FW	SA	Iron	6500	100	µg/L		Yes
PAD36L	Tier I or II	11/07/08	FW	SA	Iron	1300	100	µg/L		Yes
PAD36L	Tier I or II	11/07/08	FB	SA	Iron	15000	100	µg/L		Yes
PAD36L	Tier I or II	11/14/08	FB	SA	Iron	8300	100	µg/L		Yes

Table 3
Summary of Total Metal Analyses

Well Number	Well Type	Sample Date	Medium	Sample Type	Parameter	Concentration	Reporting Limit	Units	Flag	Detected ?
BM36-13B	Tier I	12/09/08	PW	SA	Iron	23	1	mg/L		Yes
BM34-11A	Tier II	10/01/08	PW	SA	Iron	60000	100	µg/L		Yes
BM34-12B	Tier II	10/01/08	PW	SA	Iron	19000	100	µg/L		Yes
BM34-21A	Tier II	10/01/08	PW	SA	Iron	110000	100	µg/L		Yes
BM34-4	Tier II	10/23/08	PW	SA	Iron	42000	100	µg/L		Yes
BM36-13D	Tier II	12/09/08	PW	SA	Iron	78	1	mg/L		Yes
FH15-13BB	Tier II	12/10/08	FB	SA	Iron	18000	1000	µg/L		Yes
FH15-13BB	Tier II	12/10/08	FW	SA	Iron	310000	1000	µg/L		Yes
PAD34C	Tier II	10/28/08	FW	SA	Iron	59	0.1	mg/L		Yes
PAD34C	Tier II	10/28/08	FW	SA	Iron	38	0.1	mg/L		Yes
PAD34C	Tier II	10/28/08	FW	SA	Iron	40	0.1	mg/L		Yes
SP22-13	Tier II	11/18/08	PW	SA	Iron	63000	1000	µg/L		Yes
SP22-13	Tier II	11/18/08	PW	FD	Iron	67000	1000	µg/L		Yes
SP411-13	Tier II	11/18/08	PW	SA	Iron	76000	1000	µg/L		Yes
SP531-13	Tier II	11/18/08	PW	SA	Iron	71000	1000	µg/L		Yes
PAD36L	Tier I or II	10/16/08	FW	SA	Lead	5.3	0.5	µg/L		Yes
PAD36L	Tier I or II	10/16/08	FW	SA	Lead	15	0.5	µg/L		Yes
PAD36L	Tier I or II	10/23/08	FB	SA	Lead	30	0.5	µg/L		Yes
PAD36L	Tier I or II	10/24/08	FW	SA	Lead	5.1	0.5	µg/L		Yes
PAD36L	Tier I or II	10/24/08	FW	SA	Lead	6	0.5	µg/L		Yes
PAD36L	Tier I or II	11/07/08	FW	SA	Lead	1.7	0.5	µg/L		Yes
PAD36L	Tier I or II	11/07/08	FB	SA	Lead	40	0.5	µg/L		Yes
PAD36L	Tier I or II	11/14/08	FB	SA	Lead	8.3	0.5	µg/L		Yes
BM36-13B	Tier I	12/09/08	PW	SA	Lead	1.1	0.5	µg/L		Yes
BM34-11A	Tier II	10/01/08	PW	SA	Lead	1.4	0.5	µg/L		Yes
BM34-12B	Tier II	10/01/08	PW	SA	Lead	0.99	0.5	µg/L		Yes
BM34-21A	Tier II	10/01/08	PW	SA	Lead	1.5	0.5	µg/L		Yes
BM34-4	Tier II	10/23/08	PW	SA	Lead	0.85	0.5	µg/L		Yes

Table 3
Summary of Total Metal Analyses

Well Number	Well Type	Sample Date	Medium	Sample Type	Parameter	Concentration	Reporting Limit	Units	Flag	Detected ?
BM36-13D	Tier II	12/09/08	PW	SA	Lead	28	0.5	µg/L		Yes
FH15-13BB	Tier II	12/10/08	FB	SA	Lead	2.7	0.5	µg/L		Yes
FH15-13BB	Tier II	12/10/08	FW	SA	Lead	230	2.5	µg/L		Yes
PAD34C	Tier II	10/28/08	FW	SA	Lead	50	0.5	µg/L		Yes
PAD34C	Tier II	10/28/08	FW	SA	Lead	15	0.5	µg/L		Yes
PAD34C	Tier II	10/28/08	FW	SA	Lead	56	0.5	µg/L		Yes
SP22-13	Tier II	11/18/08	PW	SA	Lead	3.3	0.5	µg/L	J	Yes
SP22-13	Tier II	11/18/08	PW	FD	Lead	6.6	0.5	µg/L	J	Yes
SP411-13	Tier II	11/18/08	PW	SA	Lead	0.7	0.5	µg/L		Yes
SP531-13	Tier II	11/18/08	PW	SA	Lead	17	0.5	µg/L		Yes
PAD36L	Tier I or II	10/16/08	FW	SA	Lithium	1600	10	µg/L		Yes
PAD36L	Tier I or II	10/16/08	FW	SA	Lithium	100	10	µg/L		Yes
PAD36L	Tier I or II	10/23/08	FB	SA	Lithium	3700	10	µg/L		Yes
PAD36L	Tier I or II	10/24/08	FW	SA	Lithium	270	10	µg/L		Yes
PAD36L	Tier I or II	10/24/08	FW	SA	Lithium	1400	10	µg/L		Yes
PAD36L	Tier I or II	11/07/08	FW	SA	Lithium	1900	10	µg/L		Yes
PAD36L	Tier I or II	11/07/08	FB	SA	Lithium	4900	10	µg/L		Yes
PAD36L	Tier I or II	11/14/08	FB	SA	Lithium	4900	10	µg/L		Yes
BM36-13B	Tier I	12/09/08	PW	SA	Lithium	5.4	0.1	mg/L		Yes
BM34-11A	Tier II	10/01/08	PW	SA	Lithium	31	10	µg/L		Yes
BM34-12B	Tier II	10/01/08	PW	SA	Lithium	30	10	µg/L		Yes
BM34-21A	Tier II	10/01/08	PW	SA	Lithium	34	10	µg/L		Yes
BM34-4	Tier II	10/23/08	PW	SA	Lithium	4100	10	µg/L		Yes
BM36-13D	Tier II	12/09/08	PW	SA	Lithium	5.8	0.1	mg/L		Yes
FH15-13BB	Tier II	12/10/08	FB	SA	Lithium	7500	100	µg/L		Yes
FH15-13BB	Tier II	12/10/08	FW	SA	Lithium	6400	100	µg/L		Yes
SP22-13	Tier II	11/18/08	PW	SA	Lithium	7400	100	µg/L	J	Yes
SP22-13	Tier II	11/18/08	PW	FD	Lithium	7500	100	µg/L		Yes

Table 3
Summary of Total Metal Analyses

Well Number	Well Type	Sample Date	Medium	Sample Type	Parameter	Concentration	Reporting Limit	Units	Flag	Detected ?
SP411-13	Tier II	11/18/08	PW	SA	Lithium	6900	100	µg/L		Yes
SP531-13	Tier II	11/18/08	PW	SA	Lithium	8900	100	µg/L		Yes
PAD36L	Tier I or II	10/16/08	FW	SA	Magnesium	46000	1000	µg/L		Yes
PAD36L	Tier I or II	10/16/08	FW	SA	Magnesium	48000	1000	µg/L		Yes
PAD36L	Tier I or II	10/23/08	FB	SA	Magnesium	52000	1000	µg/L		Yes
PAD36L	Tier I or II	10/24/08	FW	SA	Magnesium	38000	1000	µg/L		Yes
PAD36L	Tier I or II	10/24/08	FW	SA	Magnesium	39000	1000	µg/L		Yes
PAD36L	Tier I or II	11/07/08	FW	SA	Magnesium	41000	1000	µg/L		Yes
PAD36L	Tier I or II	11/07/08	FB	SA	Magnesium	55000	1000	µg/L		Yes
PAD36L	Tier I or II	11/14/08	FB	SA	Magnesium	47000	1000	µg/L		Yes
BM36-13B	Tier I	12/09/08	PW	SA	Magnesium	40	10	mg/L		Yes
BM34-11A	Tier II	10/01/08	PW	SA	Magnesium	14000	1000	µg/L		Yes
BM34-12B	Tier II	10/01/08	PW	SA	Magnesium	14000	1000	µg/L		Yes
BM34-21A	Tier II	10/01/08	PW	SA	Magnesium	13000	1000	µg/L		Yes
BM34-4	Tier II	10/23/08	PW	SA	Magnesium	52000	1000	µg/L		Yes
BM36-13D	Tier II	12/09/08	PW	SA	Magnesium	42	10	mg/L		Yes
FH15-13BB	Tier II	12/10/08	FB	SA	Magnesium	49000	10000	µg/L		Yes
FH15-13BB	Tier II	12/10/08	FW	SA	Magnesium	38000	10000	µg/L		Yes
PAD34C	Tier II	10/28/08	FW	SA	Magnesium	83	1	mg/L	J	Yes
PAD34C	Tier II	10/28/08	FW	SA	Magnesium	52	1	mg/L	J	Yes
PAD34C	Tier II	10/28/08	FW	SA	Magnesium	66	1	mg/L	J	Yes
SP22-13	Tier II	11/18/08	PW	SA	Magnesium	29000	10000	µg/L		Yes
SP22-13	Tier II	11/18/08	PW	FD	Magnesium	28000	10000	µg/L		Yes
SP411-13	Tier II	11/18/08	PW	SA	Magnesium	29000	10000	µg/L		Yes
SP531-13	Tier II	11/18/08	PW	SA	Magnesium	37000	10000	µg/L		Yes
PAD36L	Tier I or II	10/16/08	FW	SA	Manganese	180	2	µg/L		Yes
PAD36L	Tier I or II	10/16/08	FW	SA	Manganese	200	2	µg/L		Yes
PAD36L	Tier I or II	10/23/08	FB	SA	Manganese	1100	20	µg/L		Yes

Table 3
Summary of Total Metal Analyses

Well Number	Well Type	Sample Date	Medium	Sample Type	Parameter	Concentration	Reporting Limit	Units	Flag	Detected ?
PAD36L	Tier I or II	10/24/08	FW	SA	Manganese	230	2	µg/L		Yes
PAD36L	Tier I or II	10/24/08	FW	SA	Manganese	310	2	µg/L		Yes
PAD36L	Tier I or II	11/07/08	FW	SA	Manganese	310	2	µg/L		Yes
PAD36L	Tier I or II	11/07/08	FB	SA	Manganese	980	10	µg/L		Yes
PAD36L	Tier I or II	11/14/08	FB	SA	Manganese	650	20	µg/L		Yes
BM36-13B	Tier I	12/09/08	PW	SA	Manganese	500	20	µg/L		Yes
BM34-11A	Tier II	10/01/08	PW	SA	Manganese	1500	10	µg/L		Yes
BM34-12B	Tier II	10/01/08	PW	SA	Manganese	1100	10	µg/L		Yes
BM34-21A	Tier II	10/01/08	PW	SA	Manganese	1300	10	µg/L		Yes
BM34-4	Tier II	10/23/08	PW	SA	Manganese	930	20	µg/L		Yes
BM36-13D	Tier II	12/09/08	PW	SA	Manganese	1600	20	µg/L		Yes
FH15-13BB	Tier II	12/10/08	FB	SA	Manganese	690	20	µg/L		Yes
FH15-13BB	Tier II	12/10/08	FW	SA	Manganese	3000	100	µg/L		Yes
PAD34C	Tier II	10/28/08	FW	SA	Manganese	2100	40	µg/L		Yes
PAD34C	Tier II	10/28/08	FW	SA	Manganese	1300	40	µg/L		Yes
PAD34C	Tier II	10/28/08	FW	SA	Manganese	1300	40	µg/L		Yes
SP22-13	Tier II	11/18/08	PW	SA	Manganese	940	10	µg/L		Yes
SP22-13	Tier II	11/18/08	PW	FD	Manganese	980	10	µg/L		Yes
SP411-13	Tier II	11/18/08	PW	SA	Manganese	1300	10	µg/L		Yes
SP531-13	Tier II	11/18/08	PW	SA	Manganese	1300	10	µg/L		Yes
BM34-4	Tier II	10/23/08	PW	SA	Mercury	0.24	0.2	µg/L		Yes
BM36-13D	Tier II	12/09/08	PW	SA	Mercury	0.00012	0.0002	mg/L	J	Yes
FH15-13BB	Tier II	12/10/08	FW	SA	Mercury	41	20	µg/L		Yes
SP22-13	Tier II	11/18/08	PW	FD	Mercury	0.12	0.2	µg/L	J	Yes
SP531-13	Tier II	11/18/08	PW	SA	Mercury	0.37	0.2	µg/L		Yes
PAD36L	Tier I or II	10/16/08	FW	SA	Potassium	9300000	50000	µg/L		Yes
PAD36L	Tier I or II	10/16/08	FW	SA	Potassium	8800000	50000	µg/L		Yes
PAD36L	Tier I or II	10/23/08	FB	SA	Potassium	3000000	100000	µg/L		Yes

**Table 3
Summary of Total Metal Analyses**

Well Number	Well Type	Sample Date	Medium	Sample Type	Parameter	Concentration	Reporting Limit	Units	Flag	Detected ?
PAD36L	Tier I or II	10/24/08	FW	SA	Potassium	3800000	100000	µg/L		Yes
PAD36L	Tier I or II	10/24/08	FW	SA	Potassium	5600000	100000	µg/L		Yes
PAD36L	Tier I or II	11/07/08	FW	SA	Potassium	7000000	100000	µg/L		Yes
PAD36L	Tier I or II	11/07/08	FB	SA	Potassium	4100000	100000	µg/L		Yes
PAD36L	Tier I or II	11/14/08	FB	SA	Potassium	3900000	100000	µg/L		Yes
BM36-13B	Tier I	12/09/08	PW	SA	Potassium	880	10	mg/L		Yes
BM34-11A	Tier II	10/01/08	PW	SA	Potassium	5700	1000	µg/L		Yes
BM34-12B	Tier II	10/01/08	PW	SA	Potassium	5600	1000	µg/L		Yes
BM34-21A	Tier II	10/01/08	PW	SA	Potassium	5600	1000	µg/L		Yes
BM34-4	Tier II	10/23/08	PW	SA	Potassium	1500000	100000	µg/L		Yes
BM36-13D	Tier II	12/09/08	PW	SA	Potassium	1100	100	mg/L		Yes
FH15-13BB	Tier II	12/10/08	FB	SA	Potassium	120000	10000	µg/L		Yes
FH15-13BB	Tier II	12/10/08	FW	SA	Potassium	120000	10000	µg/L		Yes
PAD34C	Tier II	10/28/08	FW	SA	Potassium	3600	100	mg/L		Yes
PAD34C	Tier II	10/28/08	FW	SA	Potassium	6000	100	mg/L		Yes
PAD34C	Tier II	10/28/08	FW	SA	Potassium	8200	100	mg/L		Yes
SP22-13	Tier II	11/18/08	PW	SA	Potassium	170000	10000	µg/L	J	Yes
SP22-13	Tier II	11/18/08	PW	FD	Potassium	170000	10000	µg/L		Yes
SP411-13	Tier II	11/18/08	PW	SA	Potassium	180000	10000	µg/L		Yes
SP531-13	Tier II	11/18/08	PW	SA	Potassium	220000	10000	µg/L		Yes
PAD36L	Tier I or II	11/14/08	FB	SA	Selenium	0.77	1	µg/L	J	Yes
BM36-13B	Tier I	12/09/08	PW	SA	Selenium	0.36	1	µg/L	J	Yes
BM36-13D	Tier II	12/09/08	PW	SA	Selenium	0.45	1	µg/L	J	Yes
FH15-13BB	Tier II	12/10/08	FB	SA	Selenium	0.77	1	µg/L	J	Yes
FH15-13BB	Tier II	12/10/08	FW	SA	Selenium	1.6	1	µg/L		Yes
SP22-13	Tier II	11/18/08	PW	SA	Selenium	0.29	1	µg/L	J	Yes
SP22-13	Tier II	11/18/08	PW	FD	Selenium	0.56	1	µg/L	J	Yes
SP411-13	Tier II	11/18/08	PW	SA	Selenium	0.42	1	µg/L	J	Yes

**Table 3
Summary of Total Metal Analyses**

Well Number	Well Type	Sample Date	Medium	Sample Type	Parameter	Concentration	Reporting Limit	Units	Flag	Detected ?
SP531-13	Tier II	11/18/08	PW	SA	Selenium	0.33	1	µg/L	J	Yes
PAD36L	Tier I or II	10/16/08	FW	SA	Sodium	2400000	25000	µg/L		Yes
PAD36L	Tier I or II	10/16/08	FW	SA	Sodium	910000	25000	µg/L		Yes
PAD36L	Tier I or II	10/23/08	FB	SA	Sodium	6900000	100000	µg/L		Yes
PAD36L	Tier I or II	10/24/08	FW	SA	Sodium	820000	100000	µg/L		Yes
PAD36L	Tier I or II	10/24/08	FW	SA	Sodium	2400000	100000	µg/L		Yes
PAD36L	Tier I or II	11/07/08	FW	SA	Sodium	2700000	100000	µg/L		Yes
PAD36L	Tier I or II	11/07/08	FB	SA	Sodium	8000000	100000	µg/L		Yes
PAD36L	Tier I or II	11/14/08	FB	SA	Sodium	8000000	100000	µg/L		Yes
BM36-13B	Tier I	12/09/08	PW	SA	Sodium	6700	100	mg/L		Yes
BM34-11A	Tier II	10/01/08	PW	SA	Sodium	89000	1000	µg/L		Yes
BM34-12B	Tier II	10/01/08	PW	SA	Sodium	88000	1000	µg/L		Yes
BM34-21A	Tier II	10/01/08	PW	SA	Sodium	86000	1000	µg/L		Yes
BM34-4	Tier II	10/23/08	PW	SA	Sodium	8200000	100000	µg/L		Yes
BM36-13D	Tier II	12/09/08	PW	SA	Sodium	7400	100	mg/L		Yes
FH15-13BB	Tier II	12/10/08	FB	SA	Sodium	6500000	100000	µg/L		Yes
FH15-13BB	Tier II	12/10/08	FW	SA	Sodium	6300000	100000	µg/L		Yes
PAD34C	Tier II	10/28/08	FW	SA	Sodium	11000	100	mg/L		Yes
PAD34C	Tier II	10/28/08	FW	SA	Sodium	8400	100	mg/L		Yes
PAD34C	Tier II	10/28/08	FW	SA	Sodium	9100	100	mg/L		Yes
SP22-13	Tier II	11/18/08	PW	SA	Sodium	7700000	100000	µg/L		Yes
SP22-13	Tier II	11/18/08	PW	FD	Sodium	7600000	100000	µg/L		Yes
SP411-13	Tier II	11/18/08	PW	SA	Sodium	8000000	100000	µg/L		Yes
SP531-13	Tier II	11/18/08	PW	SA	Sodium	8700000	100000	µg/L		Yes
PAD36L	Tier I or II	10/16/08	FW	SA	Strontium	13000	250	µg/L		Yes
PAD36L	Tier I or II	10/16/08	FW	SA	Strontium	3400	10	µg/L		Yes
PAD36L	Tier I or II	10/23/08	FB	SA	Strontium	39000	1000	µg/L		Yes
PAD36L	Tier I or II	10/24/08	FW	SA	Strontium	3100	10	µg/L		Yes

**Table 3
Summary of Total Metal Analyses**

Well Number	Well Type	Sample Date	Medium	Sample Type	Parameter	Concentration	Reporting Limit	Units	Flag	Detected ?
PAD36L	Tier I or II	10/24/08	FW	SA	Strontium	12000	1000	µg/L		Yes
PAD36L	Tier I or II	11/07/08	FW	SA	Strontium	9600	10	µg/L		Yes
PAD36L	Tier I or II	11/07/08	FB	SA	Strontium	50000	1000	µg/L		Yes
PAD36L	Tier I or II	11/14/08	FB	SA	Strontium	48000	1000	µg/L		Yes
BM36-13B	Tier I	12/09/08	PW	SA	Strontium	30	0.1	mg/L		Yes
BM34-11A	Tier II	10/01/08	PW	SA	Strontium	530	10	µg/L		Yes
BM34-12B	Tier II	10/01/08	PW	SA	Strontium	540	10	µg/L		Yes
BM34-21A	Tier II	10/01/08	PW	SA	Strontium	510	10	µg/L		Yes
BM34-4	Tier II	10/23/08	PW	SA	Strontium	48000	1000	µg/L		Yes
BM36-13D	Tier II	12/09/08	PW	SA	Strontium	38	0.1	mg/L		Yes
FH15-13BB	Tier II	12/10/08	FB	SA	Strontium	48000	100	µg/L		Yes
FH15-13BB	Tier II	12/10/08	FW	SA	Strontium	41000	100	µg/L		Yes
PAD34C	Tier II	10/28/08	FW	SA	Strontium	88	1	mg/L		Yes
PAD34C	Tier II	10/28/08	FW	SA	Strontium	53	1	mg/L		Yes
PAD34C	Tier II	10/28/08	FW	SA	Strontium	69	1	mg/L		Yes
SP22-13	Tier II	11/18/08	PW	SA	Strontium	45000	100	µg/L		Yes
SP22-13	Tier II	11/18/08	PW	FD	Strontium	45000	100	µg/L		Yes
SP411-13	Tier II	11/18/08	PW	SA	Strontium	39000	100	µg/L		Yes
SP531-13	Tier II	11/18/08	PW	SA	Strontium	61000	100	µg/L		Yes
PAD26N	Tier I or II	11/07/08	DC	SA	Total Uranium	1.1	0.018	mg/kg		Yes
PAD36L	Tier I or II	10/16/08	FW	SA	Total Uranium	4.7	0.1	µg/L		Yes
PAD36L	Tier I or II	10/16/08	FW	SA	Total Uranium	5.06	0.939	ug/L		Yes
PAD36L	Tier I or II	10/16/08	FW	SA	Total Uranium	6.1	0.1	µg/L		Yes
PAD36L	Tier I or II	10/16/08	FW	SA	Total Uranium	5.91	0.939	ug/L		Yes
PAD36L	Tier I or II	10/23/08	FB	SA	Total Uranium	1.6	0.1	µg/L		Yes
PAD36L	Tier I or II	10/23/08	FB	SA	Total Uranium	1.61	0.939	ug/L		Yes
PAD36L	Tier I or II	10/24/08	FW	SA	Total Uranium	4.6	0.1	µg/L		Yes
PAD36L	Tier I or II	10/24/08	FW	SA	Total Uranium	4.65	0.939	ug/L		Yes

**Table 3
Summary of Total Metal Analyses**

Well Number	Well Type	Sample Date	Medium	Sample Type	Parameter	Concentration	Reporting Limit	Units	Flag	Detected ?
PAD36L	Tier I or II	10/24/08	FW	SA	Total Uranium	3.6	0.1	µg/L		Yes
PAD36L	Tier I or II	10/24/08	FW	SA	Total Uranium	3.85	0.939	ug/L		Yes
PAD36L	Tier I or II	11/07/08	FW	SA	Total Uranium	3.2	0.1	µg/L		Yes
PAD36L	Tier I or II	11/07/08	FW	SA	Total Uranium	3.4	0.1	µg/L		Yes
PAD36L	Tier I or II	11/07/08	FB	SA	Total Uranium	0.81	0.1	µg/L		Yes
PAD36L	Tier I or II	11/07/08	FB	SA	Total Uranium	0.82	0.1	µg/L		Yes
PAD36L	Tier I or II	11/14/08	FB	SA	Total Uranium	0.8	0.1	µg/L		Yes
BM26-33B	Tier I	10/15/08	DM	SA	Total Uranium	4.19	0.469	ug/g		Yes
BM26-33B	Tier I	10/21/08	DC	SA	Total Uranium	1.68	0.456	ug/g		Yes
BM26-33B	Tier I	10/21/08	DC	SA	Total Uranium	1.4	0.439	ug/g		Yes
BM26-33B	Tier I	10/21/08	DC	SA	Total Uranium	1.58	0.427	ug/g		Yes
BM26-33D	Tier I	10/23/08	DM	SA	Total Uranium	2.29	0.469	ug/g	J	Yes
BM26-33D	Tier I	10/31/08	DC	SA	Total Uranium	1.81	0.435	ug/g		Yes
BM26-33D	Tier I	10/31/08	DC	SA	Total Uranium	1.31	0.423	ug/g		Yes
BM26-33D	Tier I	10/31/08	DC	SA	Total Uranium	1.39	0.46	ug/g		Yes
BM26-34A	Tier I	10/01/08	DM	SA	Total Uranium	3.52	0.423	ug/g		Yes
BM26-34A	Tier I	10/08/08	DC	SA	Total Uranium	1.47	0.465	ug/g		Yes
BM26-34A	Tier I	10/09/08	DC	SA	Total Uranium	1.63	0.465	ug/g		Yes
BM26-34A	Tier I	10/09/08	DC	SA	Total Uranium	3.57	2.35	ug/g		Yes
BM26-34B	Tier I	11/17/08	DM	SA	Total Uranium	2.81	0.116	ug/g		Yes
BM26-34C	Tier I	12/22/08	DM	SA	Total Uranium	2.45	0.133	ug/g		Yes
BM26-34C	Tier I	12/30/08	MS	SA	Total Uranium	3.14	0.49	ug/g		Yes
BM36-13B	Tier I	12/09/08	PW	SA	Total Uranium	0.21	0.1	µg/L		Yes
BM36-13B	Tier I	12/09/08	PW	SA	Total Uranium	1.84	0.278	ug/L		Yes
BM26-34D	Tier II	12/09/08	MS	SA	Total Uranium	3.26	0.109	ug/g		Yes
BM34-11A	Tier II	10/01/08	PW	SA	Total Uranium	0.23	0.1	µg/L		Yes
BM34-12B	Tier II	10/01/08	PW	SA	Total Uranium	0.098	0.1	µg/L	J	Yes
BM34-21A	Tier II	10/01/08	PW	SA	Total Uranium	0.22	0.1	µg/L		Yes

Table 3
Summary of Total Metal Analyses

Well Number	Well Type	Sample Date	Medium	Sample Type	Parameter	Concentration	Reporting Limit	Units	Flag	Detected ?
BM36-13D	Tier II	12/09/08	PW	SA	Total Uranium	1.1	0.1	µg/L		Yes
BM36-13D	Tier II	12/09/08	PW	SA	Total Uranium	2.09	0.278	ug/L		Yes
EN-PK21	Tier II	11/03/08	MS	SA	Total Uranium	0.99	0.034	mg/kg		Yes
EN-PK21	Tier II	11/03/08	MF	SA	Total Uranium	1.2	0.051	mg/kg		Yes
F21-15BB	Tier II	10/13/08	DC	SA	Total Uranium	0.59	0.013	mg/kg		Yes
FE21-10	Tier II	10/29/08	DC	SA	Total Uranium	0.5	0.015	mg/kg		Yes
FE21-10BB	Tier II	10/22/08	DC	SA	Total Uranium	0.76	0.02	mg/kg		Yes
FH15-13BB	Tier II	12/10/08	FB	SA	Total Uranium	0.51	0.1	µg/L		Yes
FH15-13BB	Tier II	12/10/08	FW	SA	Total Uranium	4.4	0.5	µg/L		Yes
PAD34C	Tier II	10/28/08	FW	SA	Total Uranium	0.65	0.1	µg/L		Yes
PAD34C	Tier II	10/28/08	FW	SA	Total Uranium	0.68	0.1	µg/L		Yes
PAD34C	Tier II	10/28/08	FW	SA	Total Uranium	0.957	0.939	ug/L	J	Yes
PAD34C	Tier II	10/28/08	FW	SA	Total Uranium	0.7	0.1	µg/L		Yes
SP22-13	Tier II	11/18/08	PW	SA	Total Uranium	0.16	0.1	µg/L		Yes
SP22-13	Tier II	11/18/08	PW	SA	Total Uranium	0.352	0.0523	ug/L		Yes
SP22-13	Tier II	11/18/08	PW	FD	Total Uranium	0.32	0.1	µg/L		Yes
SP22-13	Tier II	11/18/08	PW	FD	Total Uranium	0.754	0.0523	ug/L		Yes
SP411-13	Tier II	11/18/08	PW	SA	Total Uranium	0.35	0.1	µg/L		Yes
SP411-13	Tier II	11/18/08	PW	SA	Total Uranium	1.5	0.523	ug/L		Yes
SP531-13	Tier II	11/18/08	PW	SA	Total Uranium	0.33	0.1	µg/L		Yes
SP531-13	Tier II	11/18/08	PW	SA	Total Uranium	1.39	0.523	ug/L		Yes
PAD36L	Tier I or II	11/14/08	FB	SA	Cadmium	0.35	0.35	µg/L	U	No
BM34-12B	Tier II	10/01/08	PW	SA	Chromium	10	10	µg/L	U	No
BM34-4	Tier II	10/23/08	PW	SA	Chromium	10	10	µg/L	U	No
PAD34C	Tier II	10/28/08	FW	SA	Chromium	0.031	0.031	mg/L	U	No
PAD34C	Tier II	10/28/08	FW	SA	Chromium	0.02	0.02	mg/L	U	No
PAD34C	Tier II	10/28/08	FW	SA	Chromium	0.029	0.029	mg/L	U	No
PAD34C	Tier II	10/28/08	FW	SA	Lithium	4.8	4.8	mg/L	U	No

Table 3
Summary of Total Metal Analyses

Well Number	Well Type	Sample Date	Medium	Sample Type	Parameter	Concentration	Reporting Limit	Units	Flag	Detected ?
PAD34C	Tier II	10/28/08	FW	SA	Lithium	4.2	4.2	mg/L	U	No
PAD34C	Tier II	10/28/08	FW	SA	Lithium	4.2	4.2	mg/L	U	No
PAD36L	Tier I or II	10/16/08	FW	SA	Mercury	0.2	0.2	µg/L	U	No
PAD36L	Tier I or II	10/16/08	FW	SA	Mercury	0.2	0.2	µg/L	U	No
PAD36L	Tier I or II	10/23/08	FB	SA	Mercury	0.2	0.2	µg/L	U	No
PAD36L	Tier I or II	10/24/08	FW	SA	Mercury	0.2	0.2	µg/L	U	No
PAD36L	Tier I or II	10/24/08	FW	SA	Mercury	0.2	0.2	µg/L	U	No
PAD36L	Tier I or II	11/07/08	FW	SA	Mercury	0.2	0.2	µg/L	U	No
PAD36L	Tier I or II	11/07/08	FB	SA	Mercury	0.2	0.2	µg/L	U	No
PAD36L	Tier I or II	11/14/08	FB	SA	Mercury	0.2	0.2	µg/L	U	No
BM36-13B	Tier I	12/09/08	PW	SA	Mercury	0.0002	0.0002	mg/L	U	No
BM34-11A	Tier II	10/01/08	PW	SA	Mercury	0.2	0.2	µg/L	U	No
BM34-12B	Tier II	10/01/08	PW	SA	Mercury	0.2	0.2	µg/L	U	No
BM34-21A	Tier II	10/01/08	PW	SA	Mercury	0.2	0.2	µg/L	U	No
FH15-13BB	Tier II	12/10/08	FB	SA	Mercury	0.2	0.2	µg/L	U	No
PAD34C	Tier II	10/28/08	FW	SA	Mercury	0.0002	0.0002	mg/L	UU	No
PAD34C	Tier II	10/28/08	FW	SA	Mercury	0.0002	0.0002	mg/L	UU	No
PAD34C	Tier II	10/28/08	FW	SA	Mercury	0.0002	0.0002	mg/L	UU	No
SP22-13	Tier II	11/18/08	PW	SA	Mercury	0.2	0.2	µg/L	U	No
SP411-13	Tier II	11/18/08	PW	SA	Mercury	0.2	0.2	µg/L	U	No
PAD36L	Tier I or II	10/16/08	FW	SA	Selenium	1	1	µg/L	U	No
PAD36L	Tier I or II	10/16/08	FW	SA	Selenium	1	1	µg/L	U	No
PAD36L	Tier I or II	10/23/08	FB	SA	Selenium	1	1	µg/L	U	No
PAD36L	Tier I or II	10/24/08	FW	SA	Selenium	1	1	µg/L	U	No
PAD36L	Tier I or II	10/24/08	FW	SA	Selenium	1	1	µg/L	U	No
PAD36L	Tier I or II	11/07/08	FW	SA	Selenium	1	1	µg/L	U	No
PAD36L	Tier I or II	11/07/08	FB	SA	Selenium	1	1	µg/L	U	No
BM34-11A	Tier II	10/01/08	PW	SA	Selenium	1	1	µg/L	U	No

**Table 3
Summary of Total Metal Analyses**

Well Number	Well Type	Sample Date	Medium	Sample Type	Parameter	Concentration	Reporting Limit	Units	Flag	Detected ?
BM34-12B	Tier II	10/01/08	PW	SA	Selenium	1	1	µg/L	U	No
BM34-21A	Tier II	10/01/08	PW	SA	Selenium	1	1	µg/L	U	No
BM34-4	Tier II	10/23/08	PW	SA	Selenium	1	1	µg/L	U	No
PAD34C	Tier II	10/28/08	FW	SA	Selenium	1	1	µg/L	UJ	No
PAD34C	Tier II	10/28/08	FW	SA	Selenium	1	1	µg/L	UJ	No
PAD34C	Tier II	10/28/08	FW	SA	Selenium	1	1	µg/L	UJ	No
BM34-11A	Tier II	10/01/08	PW	SA	Total Uranium	0.939	0.939	ug/L	U	No
BM34-12B	Tier II	10/01/08	PW	SA	Total Uranium	0.553	0.939	ug/L	U	No
BM34-21A	Tier II	10/01/08	PW	SA	Total Uranium	0.939	0.939	ug/L	U	No
BM34-4	Tier II	10/23/08	PW	SA	Total Uranium	0.512	0.939	ug/L	U	No
BM34-4	Tier II	10/23/08	PW	SA	Total Uranium	0.1	0.1	µg/L	U	No
PAD34C	Tier II	10/28/08	FW	SA	Total Uranium	0.869	0.939	ug/L	UJ	No
PAD34C	Tier II	10/28/08	FW	SA	Total Uranium	0.792	0.939	ug/L	UJ	No

Notes: FB = flowback water; FW = fracing fluids; PW = produced water; DC = drill cuttings; DM = drilling mud; MS = dewatered drilling mud solids; MF = extracted drilling mud fluid; SA = primary sample; FD = field duplicate; µg/L = micrograms per liter; mg/L = milligrams per liter; U = analyte was analyzed but was not detected above the reporting limit; J = the reported analytical result is estimated; UJ = the analyte was analyzed for but was not detected above the reporting limit; the reported analytical result is an estimate.

**Table 4
Summary of Major and Minor Anion and pH Analyses**

Well Number	Well Type	Sample Date	Medium	Sample Type	Parameter	Concentration	Reporting Limit	Units	Flag	Detected ?
PAD36L	Tier I or II	10/16/08	FW	SA	Ammonia (as N)	0.046	0.1	mg/L	J	Yes
PAD36L	Tier I or II	10/16/08	FW	SA	Ammonia (as N)	0.091	0.1	mg/L	J	Yes
PAD36L	Tier I or II	10/23/08	FB	SA	Ammonia (as N)	41	5	mg/L		Yes
PAD36L	Tier I or II	10/24/08	FW	SA	Ammonia (as N)	0.78	0.1	mg/L		Yes
PAD36L	Tier I or II	10/24/08	FW	SA	Ammonia (as N)	4.1	0.1	mg/L		Yes
PAD36L	Tier I or II	11/07/08	FW	SA	Ammonia (as N)	4.6	0.1	mg/L		Yes
PAD36L	Tier I or II	11/07/08	FB	SA	Ammonia (as N)	41	1	mg/L		Yes
PAD36L	Tier I or II	11/14/08	FB	SA	Ammonia (as N)	41	2	mg/L		Yes
BM36-13B	Tier I	12/09/08	PW	SA	Ammonia (as N)	4.3	0.1	mg/L		Yes
BM34-11A	Tier II	10/01/08	PW	SA	Ammonia (as N)	0.26	0.1	mg/L		Yes
BM34-12B	Tier II	10/01/08	PW	SA	Ammonia (as N)	0.17	0.1	mg/L		Yes
BM34-21A	Tier II	10/01/08	PW	SA	Ammonia (as N)	0.57	0.1	mg/L		Yes
BM34-4	Tier II	10/23/08	PW	SA	Ammonia (as N)	31	5	mg/L		Yes
BM36-13D	Tier II	12/09/08	PW	SA	Ammonia (as N)	28	1	mg/L		Yes
FH15-13BB	Tier II	12/10/08	FB	SA	Ammonia (as N)	16	0.5	mg/L		Yes
FH15-13BB	Tier II	12/10/08	FW	SA	Ammonia (as N)	4.8	0.1	mg/L		Yes
PAD34C	Tier II	10/28/08	FW	SA	Ammonia (as N)	46	5	mg/L		Yes
PAD34C	Tier II	10/28/08	FW	SA	Ammonia (as N)	23	0.5	mg/L		Yes
PAD34C	Tier II	10/28/08	FW	SA	Ammonia (as N)	35	1	mg/L		Yes
SP22-13	Tier II	11/18/08	PW	SA	Ammonia (as N)	21	0.5	mg/L		Yes
SP22-13	Tier II	11/18/08	PW	FD	Ammonia (as N)	20	0.5	mg/L		Yes
SP411-13	Tier II	11/18/08	PW	SA	Ammonia (as N)	19	0.5	mg/L		Yes
SP531-13	Tier II	11/18/08	PW	SA	Ammonia (as N)	25	1	mg/L		Yes
PAD36L	Tier I or II	10/16/08	FW	SA	Bicarbonate (as CaCO ₃)	350	20	mg/L		Yes
PAD36L	Tier I or II	10/16/08	FW	SA	Bicarbonate (as CaCO ₃)	160	20	mg/L		Yes
PAD36L	Tier I or II	10/23/08	FB	SA	Bicarbonate (as CaCO ₃)	2300	100	mg/L		Yes
PAD36L	Tier I or II	10/24/08	FW	SA	Bicarbonate (as CaCO ₃)	230	20	mg/L		Yes
PAD36L	Tier I or II	10/24/08	FW	SA	Bicarbonate (as CaCO ₃)	660	20	mg/L		Yes

**Table 4
Summary of Major and Minor Anion and pH Analyses**

Well Number	Well Type	Sample Date	Medium	Sample Type	Parameter	Concentration	Reporting Limit	Units	Flag	Detected ?
PAD36L	Tier I or II	11/07/08	FW	SA	Bicarbonate (as CaCO ₃)	650	50	mg/L		Yes
PAD36L	Tier I or II	11/07/08	FB	SA	Bicarbonate (as CaCO ₃)	2200	100	mg/L		Yes
PAD36L	Tier I or II	11/14/08	FB	SA	Bicarbonate (as CaCO ₃)	2100	100	mg/L		Yes
BM36-13B	Tier I	12/09/08	PW	SA	Bicarbonate (as CaCO ₃)	1600	50	mg/L		Yes
BM34-11A	Tier II	10/01/08	PW	SA	Bicarbonate (as CaCO ₃)	99	20	mg/L		Yes
BM34-12B	Tier II	10/01/08	PW	SA	Bicarbonate (as CaCO ₃)	99	20	mg/L		Yes
BM34-21A	Tier II	10/01/08	PW	SA	Bicarbonate (as CaCO ₃)	91	20	mg/L		Yes
BM34-4	Tier II	10/23/08	PW	SA	Bicarbonate (as CaCO ₃)	1400	100	mg/L		Yes
BM36-13D	Tier II	12/09/08	PW	SA	Bicarbonate (as CaCO ₃)	1700	50	mg/L		Yes
FH15-13BB	Tier II	12/10/08	FB	SA	Bicarbonate (as CaCO ₃)	1600	250	mg/L		Yes
FH15-13BB	Tier II	12/10/08	FW	SA	Bicarbonate (as CaCO ₃)	1600	250	mg/L		Yes
PAD34C	Tier II	10/28/08	FW	SA	Bicarbonate (as CaCO ₃)	2300	100	mg/L		Yes
PAD34C	Tier II	10/28/08	FW	SA	Bicarbonate (as CaCO ₃)	1800	100	mg/L		Yes
PAD34C	Tier II	10/28/08	FW	SA	Bicarbonate (as CaCO ₃)	1900	100	mg/L		Yes
SP22-13	Tier II	11/18/08	PW	SA	Bicarbonate (as CaCO ₃)	1300	100	mg/L		Yes
SP22-13	Tier II	11/18/08	PW	FD	Bicarbonate (as CaCO ₃)	1200	100	mg/L		Yes
SP411-13	Tier II	11/18/08	PW	SA	Bicarbonate (as CaCO ₃)	1500	100	mg/L		Yes
SP531-13	Tier II	11/18/08	PW	SA	Bicarbonate (as CaCO ₃)	1300	100	mg/L		Yes
PAD36L	Tier I or II	10/16/08	FW	SA	Bromide	4.6	10	mg/L	J	Yes
PAD36L	Tier I or II	10/16/08	FW	SA	Bromide	3.9	10	mg/L	J	Yes
PAD36L	Tier I or II	10/23/08	FB	SA	Bromide	49	10	mg/L	J	Yes
PAD36L	Tier I or II	10/24/08	FW	SA	Bromide	3.9	2	mg/L		Yes
PAD36L	Tier I or II	10/24/08	FW	SA	Bromide	12	4	mg/L		Yes
PAD36L	Tier I or II	11/07/08	FW	SA	Bromide	17	10	mg/L		Yes
PAD36L	Tier I or II	11/07/08	FB	SA	Bromide	61	10	mg/L		Yes
PAD36L	Tier I or II	11/14/08	FB	SA	Bromide	57	20	mg/L		Yes
BM36-13B	Tier I	12/09/08	PW	SA	Bromide	77	10	mg/L		Yes
BM34-4	Tier II	10/23/08	PW	SA	Bromide	64	10	mg/L	J	Yes

**Table 4
Summary of Major and Minor Anion and pH Analyses**

Well Number	Well Type	Sample Date	Medium	Sample Type	Parameter	Concentration	Reporting Limit	Units	Flag	Detected ?
BM36-13D	Tier II	12/09/08	PW	SA	Bromide	63	10	mg/L		Yes
FH15-13BB	Tier II	12/10/08	FB	SA	Bromide	90	10	mg/L		Yes
FH15-13BB	Tier II	12/10/08	FW	SA	Bromide	100	10	mg/L		Yes
PAD34C	Tier II	10/28/08	FW	SA	Bromide	75	10	mg/L		Yes
PAD34C	Tier II	10/28/08	FW	SA	Bromide	68	10	mg/L		Yes
PAD34C	Tier II	10/28/08	FW	SA	Bromide	75	10	mg/L		Yes
SP22-13	Tier II	11/18/08	PW	SA	Bromide	74	10	mg/L		Yes
SP22-13	Tier II	11/18/08	PW	FD	Bromide	71	10	mg/L		Yes
SP411-13	Tier II	11/18/08	PW	SA	Bromide	57	10	mg/L		Yes
SP531-13	Tier II	11/18/08	PW	SA	Bromide	81	10	mg/L		Yes
PAD36L	Tier I or II	10/16/08	FW	SA	Chloride	14000	200	mg/L		Yes
PAD36L	Tier I or II	10/16/08	FW	SA	Chloride	12000	200	mg/L		Yes
PAD36L	Tier I or II	10/23/08	FB	SA	Chloride	15000	200	mg/L		Yes
PAD36L	Tier I or II	10/24/08	FW	SA	Chloride	4900	100	mg/L		Yes
PAD36L	Tier I or II	10/24/08	FW	SA	Chloride	9100	100	mg/L		Yes
PAD36L	Tier I or II	11/07/08	FW	SA	Chloride	11000	400	mg/L		Yes
PAD36L	Tier I or II	11/07/08	FB	SA	Chloride	18000	400	mg/L		Yes
PAD36L	Tier I or II	11/14/08	FB	SA	Chloride	18000	400	mg/L		Yes
BM36-13B	Tier I	12/09/08	PW	SA	Chloride	13000	200	mg/L		Yes
BM34-11A	Tier II	10/01/08	PW	SA	Chloride	140	2	mg/L		Yes
BM34-12B	Tier II	10/01/08	PW	SA	Chloride	140	2	mg/L		Yes
BM34-21A	Tier II	10/01/08	PW	SA	Chloride	130	2	mg/L		Yes
BM34-4	Tier II	10/23/08	PW	SA	Chloride	17000	200	mg/L		Yes
BM36-13D	Tier II	12/09/08	PW	SA	Chloride	15000	200	mg/L		Yes
FH15-13BB	Tier II	12/10/08	FB	SA	Chloride	12000	200	mg/L		Yes
FH15-13BB	Tier II	12/10/08	FW	SA	Chloride	13000	200	mg/L		Yes
PAD34C	Tier II	10/28/08	FW	SA	Chloride	25000	400	mg/L		Yes
PAD34C	Tier II	10/28/08	FW	SA	Chloride	20000	200	mg/L		Yes

**Table 4
Summary of Major and Minor Anion and pH Analyses**

Well Number	Well Type	Sample Date	Medium	Sample Type	Parameter	Concentration	Reporting Limit	Units	Flag	Detected ?
PAD34C	Tier II	10/28/08	FW	SA	Chloride	28000	400	mg/L		Yes
SP22-13	Tier II	11/18/08	PW	SA	Chloride	16000	400	mg/L		Yes
SP22-13	Tier II	11/18/08	PW	FD	Chloride	16000	400	mg/L		Yes
SP411-13	Tier II	11/18/08	PW	SA	Chloride	15000	400	mg/L		Yes
SP531-13	Tier II	11/18/08	PW	SA	Chloride	18000	400	mg/L		Yes
PAD36L	Tier I or II	10/16/08	FW	SA	Fluoride	7.4	5	mg/L		Yes
PAD36L	Tier I or II	10/16/08	FW	SA	Fluoride	7.1	5	mg/L		Yes
PAD36L	Tier I or II	10/24/08	FW	SA	Fluoride	2.3	1	mg/L		Yes
PAD34C	Tier II	10/28/08	FW	SA	Fluoride	7.7	5	mg/L		Yes
BM34-11A	Tier II	10/01/08	PW	SA	Nitrate (as N)	0.068	0.2	mg/L	J	Yes
BM34-12B	Tier II	10/01/08	PW	SA	Nitrate (as N)	0.065	0.2	mg/L	J	Yes
BM34-21A	Tier II	10/01/08	PW	SA	Nitrate (as N)	0.1	0.2	mg/L	J	Yes
PAD36L	Tier I or II	10/24/08	FW	SA	Nitrate/Nitrite (as N)	0.024	0.01	mg/L		Yes
PAD36L	Tier I or II	10/24/08	FW	SA	Nitrate/Nitrite (as N)	0.2	0.01	mg/L		Yes
PAD36L	Tier I or II	11/07/08	FW	SA	Nitrate/Nitrite (as N)	0.2	0.01	mg/L		Yes
PAD36L	Tier I or II	11/07/08	FB	SA	Nitrate/Nitrite (as N)	0.33	0.01	mg/L		Yes
PAD36L	Tier I or II	11/14/08	FB	SA	Nitrate/Nitrite (as N)	0.085	0.01	mg/L		Yes
SP22-13	Tier II	11/18/08	PW	SA	Nitrate/Nitrite (as N)	0.028	0.01	mg/L		Yes
SP22-13	Tier II	11/18/08	PW	FD	Nitrate/Nitrite (as N)	0.03	0.01	mg/L		Yes
SP531-13	Tier II	11/18/08	PW	SA	Nitrate/Nitrite (as N)	0.038	0.01	mg/L		Yes
PAD36L	Tier I or II	10/24/08	FW	SA	Orthophosphate (as P)	2.4	5	mg/L	J	Yes
SP411-13	Tier II	11/18/08	PW	SA	Orthophosphate (as P)	15	25	mg/L	J	Yes
PAD36L	Tier I or II	10/16/08	FW	SA	pH	7.67	0.1	pH	J	Yes
PAD36L	Tier I or II	10/16/08	FW	SA	pH	7.99	0.1	pH	J	Yes
PAD36L	Tier I or II	10/23/08	FB	SA	pH	7.46	0.1	pH	J	Yes
PAD36L	Tier I or II	10/24/08	FW	SA	pH	7.42	0.1	pH	J	Yes
PAD36L	Tier I or II	10/24/08	FW	SA	pH	7.46	0.1	pH	J	Yes
PAD36L	Tier I or II	11/07/08	FW	SA	pH	7.49	0.1	pH	J	Yes

**Table 4
Summary of Major and Minor Anion and pH Analyses**

Well Number	Well Type	Sample Date	Medium	Sample Type	Parameter	Concentration	Reporting Limit	Units	Flag	Detected ?
PAD36L	Tier I or II	11/07/08	FB	SA	pH	7.22	0.1	pH	J	Yes
PAD36L	Tier I or II	11/14/08	FB	SA	pH	7.28	0.1	pH	H	Yes
BM36-13B	Tier I	12/09/08	PW	SA	pH	6.71	0.1	pH	J	Yes
BM34-11A	Tier II	10/01/08	PW	SA	pH	7.57	0.1	pH		Yes
BM34-12B	Tier II	10/01/08	PW	SA	pH	7.76	0.1	pH		Yes
BM34-21A	Tier II	10/01/08	PW	SA	pH	7.5	0.1	pH		Yes
BM34-4	Tier II	10/23/08	PW	SA	pH	6.85	0.1	pH	J	Yes
BM36-13D	Tier II	12/09/08	PW	SA	pH	6.76	0.1	pH	J	Yes
FH15-13BB	Tier II	12/10/08	FB	SA	pH	7.42	0.1	pH	J	Yes
FH15-13BB	Tier II	12/10/08	FW	SA	pH	6.37	0.1	pH	J	Yes
PAD34C	Tier II	10/28/08	FW	SA	pH	7.12	0.1	pH	J	Yes
PAD34C	Tier II	10/28/08	FW	SA	pH	7.05	0.1	pH	J	Yes
PAD34C	Tier II	10/28/08	FW	SA	pH	7.11	0.1	pH	J	Yes
SP22-13	Tier II	11/18/08	PW	SA	pH	6.75	0.1	pH	J	Yes
SP22-13	Tier II	11/18/08	PW	FD	pH	6.73	0.1	pH	J	Yes
SP411-13	Tier II	11/18/08	PW	SA	pH	6.75	0.1	pH	J	Yes
SP531-13	Tier II	11/18/08	PW	SA	pH	6.74	0.1	pH	J	Yes
PAD36L	Tier I or II	10/16/08	FW	SA	Sulfate	690	50	mg/L		Yes
PAD36L	Tier I or II	10/16/08	FW	SA	Sulfate	790	50	mg/L		Yes
PAD36L	Tier I or II	10/23/08	FB	SA	Sulfate	150	50	mg/L		Yes
PAD36L	Tier I or II	10/24/08	FW	SA	Sulfate	490	10	mg/L		Yes
PAD36L	Tier I or II	10/24/08	FW	SA	Sulfate	430	20	mg/L		Yes
PAD36L	Tier I or II	11/07/08	FW	SA	Sulfate	420	50	mg/L		Yes
PAD36L	Tier I or II	11/07/08	FB	SA	Sulfate	72	50	mg/L		Yes
BM36-13B	Tier I	12/09/08	PW	SA	Sulfate	140	50	mg/L		Yes
BM34-11A	Tier II	10/01/08	PW	SA	Sulfate	100	10	mg/L		Yes
BM34-12B	Tier II	10/01/08	PW	SA	Sulfate	110	10	mg/L		Yes
BM34-21A	Tier II	10/01/08	PW	SA	Sulfate	94	1	mg/L		Yes

**Table 4
Summary of Major and Minor Anion and pH Analyses**

Well Number	Well Type	Sample Date	Medium	Sample Type	Parameter	Concentration	Reporting Limit	Units	Flag	Detected ?
BM36-13D	Tier II	12/09/08	PW	SA	Sulfate	99	50	mg/L		Yes
FH15-13BB	Tier II	12/10/08	FB	SA	Sulfate	22	50	mg/L	J	Yes
PAD34C	Tier II	10/28/08	FW	SA	Sulfate	33	50	mg/L	J	Yes
PAD34C	Tier II	10/28/08	FW	SA	Sulfate	95	50	mg/L		Yes
PAD34C	Tier II	10/28/08	FW	SA	Sulfate	78	50	mg/L		Yes
SP22-13	Tier II	11/18/08	PW	SA	Sulfate	31	50	mg/L	J	Yes
SP411-13	Tier II	11/18/08	PW	SA	Sulfate	38	50	mg/L	J	Yes
SP531-13	Tier II	11/18/08	PW	SA	Sulfate	31	50	mg/L	J	Yes
PAD36L	Tier I or II	10/16/08	FW	SA	Total Alkalinity (as CaCO ₃)	350	20	mg/L		Yes
PAD36L	Tier I or II	10/16/08	FW	SA	Total Alkalinity (as CaCO ₃)	160	20	mg/L		Yes
PAD36L	Tier I or II	10/23/08	FB	SA	Total Alkalinity (as CaCO ₃)	2300	100	mg/L		Yes
PAD36L	Tier I or II	10/24/08	FW	SA	Total Alkalinity (as CaCO ₃)	230	20	mg/L		Yes
PAD36L	Tier I or II	10/24/08	FW	SA	Total Alkalinity (as CaCO ₃)	660	20	mg/L		Yes
PAD36L	Tier I or II	11/07/08	FW	SA	Total Alkalinity (as CaCO ₃)	650	50	mg/L		Yes
PAD36L	Tier I or II	11/07/08	FB	SA	Total Alkalinity (as CaCO ₃)	2200	100	mg/L		Yes
PAD36L	Tier I or II	11/14/08	FB	SA	Total Alkalinity (as CaCO ₃)	2100	100	mg/L		Yes
BM36-13B	Tier I	12/09/08	PW	SA	Total Alkalinity (as CaCO ₃)	1600	50	mg/L		Yes
BM34-11A	Tier II	10/01/08	PW	SA	Total Alkalinity (as CaCO ₃)	99	20	mg/L		Yes
BM34-12B	Tier II	10/01/08	PW	SA	Total Alkalinity (as CaCO ₃)	99	20	mg/L		Yes
BM34-21A	Tier II	10/01/08	PW	SA	Total Alkalinity (as CaCO ₃)	91	20	mg/L		Yes
BM34-4	Tier II	10/23/08	PW	SA	Total Alkalinity (as CaCO ₃)	1400	100	mg/L		Yes
BM36-13D	Tier II	12/09/08	PW	SA	Total Alkalinity (as CaCO ₃)	1700	50	mg/L		Yes
FH15-13BB	Tier II	12/10/08	FB	SA	Total Alkalinity (as CaCO ₃)	1600	250	mg/L		Yes
FH15-13BB	Tier II	12/10/08	FW	SA	Total Alkalinity (as CaCO ₃)	1600	250	mg/L		Yes
PAD34C	Tier II	10/28/08	FW	SA	Total Alkalinity (as CaCO ₃)	2300	100	mg/L		Yes
PAD34C	Tier II	10/28/08	FW	SA	Total Alkalinity (as CaCO ₃)	1800	100	mg/L		Yes
PAD34C	Tier II	10/28/08	FW	SA	Total Alkalinity (as CaCO ₃)	1900	100	mg/L		Yes
SP22-13	Tier II	11/18/08	PW	SA	Total Alkalinity (as CaCO ₃)	1300	100	mg/L		Yes

**Table 4
Summary of Major and Minor Anion and pH Analyses**

Well Number	Well Type	Sample Date	Medium	Sample Type	Parameter	Concentration	Reporting Limit	Units	Flag	Detected ?
SP22-13	Tier II	11/18/08	PW	FD	Total Alkalinity (as CaCO ₃)	1200	100	mg/L		Yes
SP411-13	Tier II	11/18/08	PW	SA	Total Alkalinity (as CaCO ₃)	1500	100	mg/L		Yes
SP531-13	Tier II	11/18/08	PW	SA	Total Alkalinity (as CaCO ₃)	1300	100	mg/L		Yes
PAD36L	Tier I or II	10/16/08	FW	SA	Total Dissolved Solids	28000	1000	mg/L		Yes
PAD36L	Tier I or II	10/16/08	FW	SA	Total Dissolved Solids	23000	1000	mg/L		Yes
PAD36L	Tier I or II	10/23/08	FB	SA	Total Dissolved Solids	26000	1000	mg/L		Yes
PAD36L	Tier I or II	10/24/08	FW	SA	Total Dissolved Solids	9700	400	mg/L		Yes
PAD36L	Tier I or II	10/24/08	FW	SA	Total Dissolved Solids	18000	400	mg/L		Yes
PAD36L	Tier I or II	11/07/08	FW	SA	Total Dissolved Solids	22000	1000	mg/L		Yes
PAD36L	Tier I or II	11/07/08	FB	SA	Total Dissolved Solids	33000	1000	mg/L		Yes
PAD36L	Tier I or II	11/14/08	FB	SA	Total Dissolved Solids	30000	2000	mg/L		Yes
BM36-13B	Tier I	12/09/08	PW	SA	Total Dissolved Solids	23000	1000	mg/L		Yes
BM34-11A	Tier II	10/01/08	PW	SA	Total Dissolved Solids	450	20	mg/L		Yes
BM34-12B	Tier II	10/01/08	PW	SA	Total Dissolved Solids	450	20	mg/L		Yes
BM34-21A	Tier II	10/01/08	PW	SA	Total Dissolved Solids	420	20	mg/L		Yes
BM34-4	Tier II	10/23/08	PW	SA	Total Dissolved Solids	28000	1000	mg/L		Yes
BM36-13D	Tier II	12/09/08	PW	SA	Total Dissolved Solids	25000	1000	mg/L		Yes
FH15-13BB	Tier II	12/10/08	FB	SA	Total Dissolved Solids	21000	1000	mg/L		Yes
FH15-13BB	Tier II	12/10/08	FW	SA	Total Dissolved Solids	21000	1000	mg/L		Yes
PAD34C	Tier II	10/28/08	FW	SA	Total Dissolved Solids	44000	2000	mg/L		Yes
PAD34C	Tier II	10/28/08	FW	SA	Total Dissolved Solids	37000	2000	mg/L		Yes
PAD34C	Tier II	10/28/08	FW	SA	Total Dissolved Solids	45000	2000	mg/L		Yes
SP22-13	Tier II	11/18/08	PW	SA	Total Dissolved Solids	25000	1000	mg/L		Yes
SP22-13	Tier II	11/18/08	PW	FD	Total Dissolved Solids	25000	1000	mg/L		Yes
SP411-13	Tier II	11/18/08	PW	SA	Total Dissolved Solids	25000	1000	mg/L		Yes
SP531-13	Tier II	11/18/08	PW	SA	Total Dissolved Solids	29000	1000	mg/L		Yes
BM34-11A	Tier II	10/01/08	PW	SA	Bromide	0.2	0.2	mg/L	U	No
BM34-12B	Tier II	10/01/08	PW	SA	Bromide	0.2	0.2	mg/L	U	No

**Table 4
Summary of Major and Minor Anion and pH Analyses**

Well Number	Well Type	Sample Date	Medium	Sample Type	Parameter	Concentration	Reporting Limit	Units	Flag	Detected ?
BM34-21A	Tier II	10/01/08	PW	SA	Bromide	0.2	0.2	mg/L	U	No
PAD36L	Tier I or II	10/16/08	FW	SA	Carbonate (as CaCO ₃)	20	20	mg/L	U	No
PAD36L	Tier I or II	10/16/08	FW	SA	Carbonate (as CaCO ₃)	20	20	mg/L	U	No
PAD36L	Tier I or II	10/23/08	FB	SA	Carbonate (as CaCO ₃)	100	100	mg/L	U	No
PAD36L	Tier I or II	10/24/08	FW	SA	Carbonate (as CaCO ₃)	20	20	mg/L	U	No
PAD36L	Tier I or II	10/24/08	FW	SA	Carbonate (as CaCO ₃)	20	20	mg/L	U	No
PAD36L	Tier I or II	11/07/08	FW	SA	Carbonate (as CaCO ₃)	50	50	mg/L	U	No
PAD36L	Tier I or II	11/07/08	FB	SA	Carbonate (as CaCO ₃)	100	100	mg/L	U	No
PAD36L	Tier I or II	11/14/08	FB	SA	Carbonate (as CaCO ₃)	100	100	mg/L	U	No
BM36-13B	Tier I	12/09/08	PW	SA	Carbonate (as CaCO ₃)	50	50	mg/L	U	No
BM34-11A	Tier II	10/01/08	PW	SA	Carbonate (as CaCO ₃)	20	20	mg/L	U	No
BM34-12B	Tier II	10/01/08	PW	SA	Carbonate (as CaCO ₃)	20	20	mg/L	U	No
BM34-21A	Tier II	10/01/08	PW	SA	Carbonate (as CaCO ₃)	20	20	mg/L	U	No
BM34-4	Tier II	10/23/08	PW	SA	Carbonate (as CaCO ₃)	100	100	mg/L	U	No
BM36-13D	Tier II	12/09/08	PW	SA	Carbonate (as CaCO ₃)	50	50	mg/L	U	No
FH15-13BB	Tier II	12/10/08	FB	SA	Carbonate (as CaCO ₃)	250	250	mg/L	U	No
FH15-13BB	Tier II	12/10/08	FW	SA	Carbonate (as CaCO ₃)	250	250	mg/L	U	No
PAD34C	Tier II	10/28/08	FW	SA	Carbonate (as CaCO ₃)	100	100	mg/L	U	No
PAD34C	Tier II	10/28/08	FW	SA	Carbonate (as CaCO ₃)	100	100	mg/L	U	No
PAD34C	Tier II	10/28/08	FW	SA	Carbonate (as CaCO ₃)	100	100	mg/L	U	No
SP22-13	Tier II	11/18/08	PW	SA	Carbonate (as CaCO ₃)	100	100	mg/L	U	No
SP22-13	Tier II	11/18/08	PW	FD	Carbonate (as CaCO ₃)	100	100	mg/L	U	No
SP411-13	Tier II	11/18/08	PW	SA	Carbonate (as CaCO ₃)	100	100	mg/L	U	No
SP531-13	Tier II	11/18/08	PW	SA	Carbonate (as CaCO ₃)	100	100	mg/L	U	No
PAD36L	Tier I or II	10/23/08	FB	SA	Fluoride	5	5	mg/L	UU	No
PAD36L	Tier I or II	10/24/08	FW	SA	Fluoride	2	2	mg/L	U	No
PAD36L	Tier I or II	11/07/08	FW	SA	Fluoride	5	5	mg/L	U	No
PAD36L	Tier I or II	11/07/08	FB	SA	Fluoride	5	5	mg/L	U	No

**Table 4
Summary of Major and Minor Anion and pH Analyses**

Well Number	Well Type	Sample Date	Medium	Sample Type	Parameter	Concentration	Reporting Limit	Units	Flag	Detected ?
PAD36L	Tier I or II	11/14/08	FB	SA	Fluoride	10	10	mg/L	U	No
BM36-13B	Tier I	12/09/08	PW	SA	Fluoride	5	5	mg/L	U	No
BM34-11A	Tier II	10/01/08	PW	SA	Fluoride	0.1	0.1	mg/L	U	No
BM34-12B	Tier II	10/01/08	PW	SA	Fluoride	0.1	0.1	mg/L	U	No
BM34-21A	Tier II	10/01/08	PW	SA	Fluoride	0.1	0.1	mg/L	U	No
BM34-4	Tier II	10/23/08	PW	SA	Fluoride	5	5	mg/L	UU	No
BM36-13D	Tier II	12/09/08	PW	SA	Fluoride	5	5	mg/L	U	No
FH15-13BB	Tier II	12/10/08	FB	SA	Fluoride	5	5	mg/L	U	No
FH15-13BB	Tier II	12/10/08	FW	SA	Fluoride	5	5	mg/L	U	No
PAD34C	Tier II	10/28/08	FW	SA	Fluoride	5	5	mg/L	U	No
PAD34C	Tier II	10/28/08	FW	SA	Fluoride	5	5	mg/L	U	No
SP22-13	Tier II	11/18/08	PW	SA	Fluoride	5	5	mg/L	UU	No
SP22-13	Tier II	11/18/08	PW	FD	Fluoride	5	5	mg/L	UU	No
SP411-13	Tier II	11/18/08	PW	SA	Fluoride	5	5	mg/L	UU	No
SP531-13	Tier II	11/18/08	PW	SA	Fluoride	5	5	mg/L	UU	No
PAD36L	Tier I or II	10/16/08	FW	SA	Nitrate (as N)	10	10	mg/L	U	No
PAD36L	Tier I or II	10/16/08	FW	SA	Nitrate (as N)	10	10	mg/L	U	No
PAD36L	Tier I or II	10/23/08	FB	SA	Nitrate (as N)	10	10	mg/L	U	No
BM36-13B	Tier I	12/09/08	PW	SA	Nitrate (as N)	10	10	mg/L	U	No
BM34-4	Tier II	10/23/08	PW	SA	Nitrate (as N)	10	10	mg/L	U	No
BM36-13D	Tier II	12/09/08	PW	SA	Nitrate (as N)	10	10	mg/L	U	No
FH15-13BB	Tier II	12/10/08	FB	SA	Nitrate (as N)	10	10	mg/L	U	No
FH15-13BB	Tier II	12/10/08	FW	SA	Nitrate (as N)	10	10	mg/L	U	No
PAD34C	Tier II	10/28/08	FW	SA	Nitrate (as N)	10	10	mg/L	U	No
PAD34C	Tier II	10/28/08	FW	SA	Nitrate (as N)	10	10	mg/L	U	No
PAD34C	Tier II	10/28/08	FW	SA	Nitrate (as N)	10	10	mg/L	U	No
SP411-13	Tier II	11/18/08	PW	SA	Nitrate/Nitrite (as N)	0.015	0.015	mg/L	U	No
PAD36L	Tier I or II	10/16/08	FW	SA	Nitrite (as N)	5	5	mg/L	U	No

**Table 4
Summary of Major and Minor Anion and pH Analyses**

Well Number	Well Type	Sample Date	Medium	Sample Type	Parameter	Concentration	Reporting Limit	Units	Flag	Detected ?
PAD36L	Tier I or II	10/16/08	FW	SA	Nitrite (as N)	5	5	mg/L	U	No
PAD36L	Tier I or II	10/23/08	FB	SA	Nitrite (as N)	5	5	mg/L	UU	No
BM36-13B	Tier I	12/09/08	PW	SA	Nitrite (as N)	5	5	mg/L	U	No
BM34-11A	Tier II	10/01/08	PW	SA	Nitrite (as N)	0.1	0.1	mg/L	U	No
BM34-12B	Tier II	10/01/08	PW	SA	Nitrite (as N)	0.1	0.1	mg/L	U	No
BM34-21A	Tier II	10/01/08	PW	SA	Nitrite (as N)	0.1	0.1	mg/L	U	No
BM34-4	Tier II	10/23/08	PW	SA	Nitrite (as N)	5	5	mg/L	UU	No
BM36-13D	Tier II	12/09/08	PW	SA	Nitrite (as N)	5	5	mg/L	U	No
FH15-13BB	Tier II	12/10/08	FB	SA	Nitrite (as N)	5	5	mg/L	U	No
FH15-13BB	Tier II	12/10/08	FW	SA	Nitrite (as N)	5	5	mg/L	U	No
PAD34C	Tier II	10/28/08	FW	SA	Nitrite (as N)	5	5	mg/L	U	No
PAD34C	Tier II	10/28/08	FW	SA	Nitrite (as N)	5	5	mg/L	U	No
PAD34C	Tier II	10/28/08	FW	SA	Nitrite (as N)	5	5	mg/L	U	No
PAD36L	Tier I or II	10/16/08	FW	SA	Orthophosphate (as P)	25	25	mg/L	U	No
PAD36L	Tier I or II	10/16/08	FW	SA	Orthophosphate (as P)	25	25	mg/L	U	No
PAD36L	Tier I or II	10/23/08	FB	SA	Orthophosphate (as P)	25	25	mg/L	UU	No
PAD36L	Tier I or II	10/24/08	FW	SA	Orthophosphate (as P)	10	10	mg/L	UU	No
PAD36L	Tier I or II	11/07/08	FW	SA	Orthophosphate (as P)	25	25	mg/L	UU	No
PAD36L	Tier I or II	11/07/08	FB	SA	Orthophosphate (as P)	25	25	mg/L	UU	No
PAD36L	Tier I or II	11/14/08	FB	SA	Orthophosphate (as P)	50	50	mg/L	UU	No
BM36-13B	Tier I	12/09/08	PW	SA	Orthophosphate (as P)	25	25	mg/L	U	No
BM34-11A	Tier II	10/01/08	PW	SA	Orthophosphate (as P)	0.5	0.5	mg/L	U	No
BM34-12B	Tier II	10/01/08	PW	SA	Orthophosphate (as P)	0.5	0.5	mg/L	U	No
BM34-21A	Tier II	10/01/08	PW	SA	Orthophosphate (as P)	0.5	0.5	mg/L	U	No
BM34-4	Tier II	10/23/08	PW	SA	Orthophosphate (as P)	25	25	mg/L	UU	No
BM36-13D	Tier II	12/09/08	PW	SA	Orthophosphate (as P)	25	25	mg/L	U	No
FH15-13BB	Tier II	12/10/08	FB	SA	Orthophosphate (as P)	25	25	mg/L	U	No
FH15-13BB	Tier II	12/10/08	FW	SA	Orthophosphate (as P)	25	25	mg/L	U	No

**Table 4
Summary of Major and Minor Anion and pH Analyses**

Well Number	Well Type	Sample Date	Medium	Sample Type	Parameter	Concentration	Reporting Limit	Units	Flag	Detected ?
PAD34C	Tier II	10/28/08	FW	SA	Orthophosphate (as P)	25	25	mg/L	U	No
PAD34C	Tier II	10/28/08	FW	SA	Orthophosphate (as P)	25	25	mg/L	U	No
PAD34C	Tier II	10/28/08	FW	SA	Orthophosphate (as P)	25	25	mg/L	U	No
SP22-13	Tier II	11/18/08	PW	SA	Orthophosphate (as P)	25	25	mg/L	UJ	No
SP22-13	Tier II	11/18/08	PW	FD	Orthophosphate (as P)	25	25	mg/L	UJ	No
SP531-13	Tier II	11/18/08	PW	SA	Orthophosphate (as P)	25	25	mg/L	UJ	No
PAD36L	Tier I or II	11/14/08	FB	SA	Sulfate	100	100	mg/L	U	No
BM34-4	Tier II	10/23/08	PW	SA	Sulfate	50	50	mg/L	U	No
FH15-13BB	Tier II	12/10/08	FW	SA	Sulfate	50	50	mg/L	U	No
SP22-13	Tier II	11/18/08	PW	FD	Sulfate	50	50	mg/L	U	No

Notes: FB = flowback water; FW = fracturing fluids; PW = produced water; SA = primary sample; FD = field duplicate; µg/L = micrograms per liter; mg/L = milligrams per liter; U = analyte was analyzed but was not detected above the reporting limit; J = the reported analytical result is estimated; UJ = the analyte was analyzed for but was not detected above the reporting limit; the reported analytical result is an estimate; H = sample exceeded holding time.

**Table 5
Summary of Gasoline, Diesel, and Motor Oil Constituent Analyses**

Well Number	Well Type	Sample Date	Medium	Sample Type	Parameter	Concentration	Reporting Limit	Units	Flag	Detected ?
PAD36L	Tier I or II	10/16/08	FW	SA	Benzene	21	5	µg/L	J	Yes
PAD36L	Tier I or II	10/16/08	FW	SA	Benzene	14	5	µg/L	J	Yes
PAD36L	Tier I or II	10/23/08	FB	SA	Benzene	240	50	µg/L		Yes
PAD36L	Tier I or II	10/24/08	FW	SA	Benzene	42	12	µg/L		Yes
PAD36L	Tier I or II	10/24/08	FW	SA	Benzene	100	25	µg/L		Yes
PAD36L	Tier I or II	11/07/08	FW	SA	Benzene	140	5	µg/L		Yes
PAD36L	Tier I or II	11/07/08	FB	SA	Benzene	340	25	µg/L		Yes
PAD36L	Tier I or II	11/14/08	FB	SA	Benzene	1200	250	µg/L		Yes
BM36-13B	Tier I	12/09/08	PW	SA	Benzene	13000	1000	µg/L		Yes
BM34-11A	Tier II	10/01/08	PW	SA	Benzene	740	250	µg/L		Yes
BM34-12B	Tier II	10/01/08	PW	SA	Benzene	530	250	µg/L		Yes
BM34-21A	Tier II	10/01/08	PW	SA	Benzene	950	250	µg/L		Yes
BM34-4	Tier II	10/23/08	PW	SA	Benzene	19000	2500	µg/L	J	Yes
BM36-13D	Tier II	12/09/08	PW	SA	Benzene	9000	500	µg/L		Yes
FH15-13BB	Tier II	12/10/08	FB	SA	Benzene	380	25	µg/L		Yes
FH15-13BB	Tier II	12/10/08	FW	SA	Benzene	850	250	µg/L	J	Yes
PAD34C	Tier II	10/28/08	FW	SA	Benzene	1700	250	µg/L		Yes
PAD34C	Tier II	10/28/08	FW	SA	Benzene	6400	1000	µg/L		Yes
PAD34C	Tier II	10/28/08	FW	SA	Benzene	830	200	µg/L		Yes
SP22-13	Tier II	11/18/08	PW	SA	Benzene	5500	1200	µg/L		Yes
SP22-13	Tier II	11/18/08	PW	FD	Benzene	4300	1200	µg/L		Yes
SP411-13	Tier II	11/18/08	PW	SA	Benzene	5600	1200	µg/L		Yes
SP531-13	Tier II	11/18/08	PW	SA	Benzene	7800	1200	µg/L		Yes
PAD36L	Tier I or II	10/16/08	FW	SA	Diesel Range Organics	42	0.95	mg/L	D,B	Yes
PAD36L	Tier I or II	10/16/08	FW	SA	Diesel Range Organics	68	0.95	mg/L	D,B	Yes
PAD36L	Tier I or II	10/23/08	FB	SA	Diesel Range Organics	410	3.9	mg/L	B,D	Yes
PAD36L	Tier I or II	10/24/08	FW	SA	Diesel Range Organics	58	0.95	mg/L	B,D	Yes
PAD36L	Tier I or II	10/24/08	FW	SA	Diesel Range Organics	96	0.95	mg/L	B,D	Yes
PAD36L	Tier I or II	11/07/08	FW	SA	Diesel Range Organics	240	3.8	mg/L	B,D,Z	Yes

**Table 5
Summary of Gasoline, Diesel, and Motor Oil Constituent Analyses**

Well Number	Well Type	Sample Date	Medium	Sample Type	Parameter	Concentration	Reporting Limit	Units	Flag	Detected ?
PAD36L	Tier I or II	11/07/08	FB	SA	Diesel Range Organics	310	4.7	mg/L	B,D	Yes
PAD36L	Tier I or II	11/14/08	FB	SA	Diesel Range Organics	380	3.8	mg/L	B,D	Yes
BM36-13B	Tier I	12/09/08	PW	SA	Diesel Range Organics	600	9.4	mg/L	B,L,D	Yes
BM34-11A	Tier II	10/01/08	PW	SA	Diesel Range Organics	40	0.47	mg/L	L,D	Yes
BM34-12B	Tier II	10/01/08	PW	SA	Diesel Range Organics	23	0.38	mg/L	L,D	Yes
BM34-21A	Tier II	10/01/08	PW	SA	Diesel Range Organics	110	0.95	mg/L	L,D	Yes
BM34-4	Tier II	10/23/08	PW	SA	Diesel Range Organics	730	7.6	mg/L	B,L	Yes
BM36-13D	Tier II	12/09/08	PW	SA	Diesel Range Organics	610	9.4	mg/L	B,L,D	Yes
FH15-13BB	Tier II	12/10/08	FB	SA	Diesel Range Organics	48	0.47	mg/L	B,D,Z	Yes
FH15-13BB	Tier II	12/10/08	FW	SA	Diesel Range Organics	33000	450	mg/L	B,D	Yes
PAD34C	Tier II	10/28/08	FW	SA	Diesel Range Organics	490	7.5	mg/L	B,D	Yes
PAD34C	Tier II	10/28/08	FW	SA	Diesel Range Organics	160	1.9	mg/L	B,D	Yes
PAD34C	Tier II	10/28/08	FW	SA	Diesel Range Organics	330	3.8	mg/L	B,D	Yes
SP22-13	Tier II	11/18/08	PW	SA	Diesel Range Organics	290	3.8	mg/L	B,D,L	Yes
SP22-13	Tier II	11/18/08	PW	FD	Diesel Range Organics	240	3.8	mg/L	B,D,L	Yes
SP411-13	Tier II	11/18/08	PW	SA	Diesel Range Organics	490	7.6	mg/L	B,L,D	Yes
SP531-13	Tier II	11/18/08	PW	SA	Diesel Range Organics	1400	19	mg/L	B,D	Yes
PAD36L	Tier I or II	10/16/08	FW	SA	Dissolved Methane	30	1	µg/L		Yes
PAD36L	Tier I or II	10/16/08	FW	SA	Dissolved Methane	5.1	1	µg/L		Yes
PAD36L	Tier I or II	10/23/08	FB	SA	Dissolved Methane	1000	1	µg/L		Yes
PAD36L	Tier I or II	10/24/08	FW	SA	Dissolved Methane	56	1	µg/L		Yes
PAD36L	Tier I or II	10/24/08	FW	SA	Dissolved Methane	320	1	µg/L		Yes
PAD36L	Tier I or II	11/07/08	FW	SA	Dissolved Methane	210	1	µg/L		Yes
PAD36L	Tier I or II	11/07/08	FB	SA	Dissolved Methane	1100	1	µg/L		Yes
PAD36L	Tier I or II	11/14/08	FB	SA	Dissolved Methane	2000	1	µg/L		Yes
BM36-13B	Tier I	12/09/08	PW	SA	Dissolved Methane	2600	1	µg/L		Yes
BM34-11A	Tier II	10/01/08	PW	SA	Dissolved Methane	120	1	µg/L		Yes
BM34-12B	Tier II	10/01/08	PW	SA	Dissolved Methane	75	1	µg/L		Yes
BM34-21A	Tier II	10/01/08	PW	SA	Dissolved Methane	290	1	µg/L		Yes

**Table 5
Summary of Gasoline, Diesel, and Motor Oil Constituent Analyses**

Well Number	Well Type	Sample Date	Medium	Sample Type	Parameter	Concentration	Reporting Limit	Units	Flag	Detected ?
BM34-4	Tier II	10/23/08	PW	SA	Dissolved Methane	3600	1	µg/L		Yes
BM36-13D	Tier II	12/09/08	PW	SA	Dissolved Methane	3000	1	µg/L		Yes
FH15-13BB	Tier II	12/10/08	FB	SA	Dissolved Methane	2700	1	µg/L		Yes
FH15-13BB	Tier II	12/10/08	FW	SA	Dissolved Methane	3400	1	µg/L		Yes
PAD34C	Tier II	10/28/08	FW	SA	Dissolved Methane	1400	1	µg/L	J	Yes
PAD34C	Tier II	10/28/08	FW	SA	Dissolved Methane	690	1	µg/L		Yes
PAD34C	Tier II	10/28/08	FW	SA	Dissolved Methane	660	1	µg/L	J	Yes
SP22-13	Tier II	11/18/08	PW	SA	Dissolved Methane	3100	1	µg/L		Yes
SP22-13	Tier II	11/18/08	PW	FD	Dissolved Methane	3200	1	µg/L		Yes
SP411-13	Tier II	11/18/08	PW	SA	Dissolved Methane	3500	1	µg/L		Yes
SP531-13	Tier II	11/18/08	PW	SA	Dissolved Methane	3500	1	µg/L		Yes
PAD36L	Tier I or II	10/23/08	FB	SA	Ethylbenzene	86	50	µg/L		Yes
PAD36L	Tier I or II	10/24/08	FW	SA	Ethylbenzene	27	12	µg/L		Yes
PAD36L	Tier I or II	10/24/08	FW	SA	Ethylbenzene	32	25	µg/L		Yes
PAD36L	Tier I or II	11/07/08	FW	SA	Ethylbenzene	27	5	µg/L		Yes
PAD36L	Tier I or II	11/07/08	FB	SA	Ethylbenzene	110	25	µg/L		Yes
PAD36L	Tier I or II	11/14/08	FB	SA	Ethylbenzene	360	250	µg/L		Yes
BM36-13B	Tier I	12/09/08	PW	SA	Ethylbenzene	2700	1000	µg/L		Yes
BM34-11A	Tier II	10/01/08	PW	SA	Ethylbenzene	260	250	µg/L		Yes
BM34-12B	Tier II	10/01/08	PW	SA	Ethylbenzene	150	250	µg/L	J	Yes
BM34-21A	Tier II	10/01/08	PW	SA	Ethylbenzene	540	250	µg/L		Yes
BM34-4	Tier II	10/23/08	PW	SA	Ethylbenzene	8600	2500	µg/L		Yes
BM36-13D	Tier II	12/09/08	PW	SA	Ethylbenzene	910	500	µg/L		Yes
FH15-13BB	Tier II	12/10/08	FB	SA	Ethylbenzene	18	10	µg/L		Yes
FH15-13BB	Tier II	12/10/08	FW	SA	Ethylbenzene	1100	250	µg/L	J	Yes
PAD34C	Tier II	10/28/08	FW	SA	Ethylbenzene	780	250	µg/L		Yes
PAD34C	Tier II	10/28/08	FW	SA	Ethylbenzene	990	1000	µg/L	J	Yes
PAD34C	Tier II	10/28/08	FW	SA	Ethylbenzene	390	200	µg/L		Yes
SP22-13	Tier II	11/18/08	PW	SA	Ethylbenzene	3400	1200	µg/L		Yes

**Table 5
Summary of Gasoline, Diesel, and Motor Oil Constituent Analyses**

Well Number	Well Type	Sample Date	Medium	Sample Type	Parameter	Concentration	Reporting Limit	Units	Flag	Detected ?
SP22-13	Tier II	11/18/08	PW	FD	Ethylbenzene	950	120	µg/L		Yes
SP411-13	Tier II	11/18/08	PW	SA	Ethylbenzene	2700	1200	µg/L		Yes
SP531-13	Tier II	11/18/08	PW	SA	Ethylbenzene	2900	1200	µg/L		Yes
PAD36L	Tier I or II	10/16/08	FW	SA	Gasoline Range Organics	5	2	mg/L		Yes
PAD36L	Tier I or II	10/16/08	FW	SA	Gasoline Range Organics	16	2	mg/L		Yes
PAD36L	Tier I or II	10/23/08	FB	SA	Gasoline Range Organics	29	10	mg/L	J	Yes
PAD36L	Tier I or II	10/24/08	FW	SA	Gasoline Range Organics	4.6	0.5	mg/L		Yes
PAD36L	Tier I or II	10/24/08	FW	SA	Gasoline Range Organics	3.8	0.5	mg/L		Yes
PAD36L	Tier I or II	11/07/08	FW	SA	Gasoline Range Organics	4.6	1	mg/L	B	Yes
PAD36L	Tier I or II	11/07/08	FB	SA	Gasoline Range Organics	37	5	mg/L	B	Yes
PAD36L	Tier I or II	11/14/08	FB	SA	Gasoline Range Organics	36	5	mg/L		Yes
BM36-13B	Tier I	12/09/08	PW	SA	Gasoline Range Organics	84	10	mg/L	G,B	Yes
BM34-11A	Tier II	10/01/08	PW	SA	Gasoline Range Organics	45	10	mg/L		Yes
BM34-12B	Tier II	10/01/08	PW	SA	Gasoline Range Organics	28	10	mg/L		Yes
BM34-21A	Tier II	10/01/08	PW	SA	Gasoline Range Organics	170	10	mg/L		Yes
BM34-4	Tier II	10/23/08	PW	SA	Gasoline Range Organics	96	10	mg/L		Yes
BM36-13D	Tier II	12/09/08	PW	SA	Gasoline Range Organics	100	20	mg/L	G,B	Yes
FH15-13BB	Tier II	12/10/08	FB	SA	Gasoline Range Organics	3.1	0.5	mg/L	G,B	Yes
FH15-13BB	Tier II	12/10/08	FW	SA	Gasoline Range Organics	200	20	mg/L	G,H,I,B	Yes
PAD34C	Tier II	10/28/08	FW	SA	Gasoline Range Organics	71	10	mg/L	J	Yes
PAD34C	Tier II	10/28/08	FW	SA	Gasoline Range Organics	78	10	mg/L		Yes
PAD34C	Tier II	10/28/08	FW	SA	Gasoline Range Organics	54	10	mg/L		Yes
SP22-13	Tier II	11/18/08	PW	SA	Gasoline Range Organics	59	5	mg/L	J	Yes
SP22-13	Tier II	11/18/08	PW	FD	Gasoline Range Organics	39	5	mg/L	J	Yes
SP411-13	Tier II	11/18/08	PW	SA	Gasoline Range Organics	110	5	mg/L	G	Yes
SP531-13	Tier II	11/18/08	PW	SA	Gasoline Range Organics	110	5	mg/L	G	Yes
PAD36L	Tier I or II	10/23/08	FB	SA	M+P-Xylene	1300	50	µg/L		Yes
PAD36L	Tier I or II	10/24/08	FW	SA	M+P-Xylene	210	12	µg/L		Yes
PAD36L	Tier I or II	10/24/08	FW	SA	M+P-Xylene	42	25	µg/L		Yes

**Table 5
Summary of Gasoline, Diesel, and Motor Oil Constituent Analyses**

Well Number	Well Type	Sample Date	Medium	Sample Type	Parameter	Concentration	Reporting Limit	Units	Flag	Detected ?
PAD36L	Tier I or II	11/07/08	FW	SA	M+P-Xylene	220	5	µg/L		Yes
PAD36L	Tier I or II	11/07/08	FB	SA	M+P-Xylene	2600	250	µg/L		Yes
PAD36L	Tier I or II	11/14/08	FB	SA	M+P-Xylene	5800	250	µg/L		Yes
BM36-13B	Tier I	12/09/08	PW	SA	M+P-Xylene	37000	1000	µg/L		Yes
BM34-11A	Tier II	10/01/08	PW	SA	M+P-Xylene	3500	250	µg/L		Yes
BM34-12B	Tier II	10/01/08	PW	SA	M+P-Xylene	2100	250	µg/L		Yes
BM34-21A	Tier II	10/01/08	PW	SA	M+P-Xylene	7600	250	µg/L		Yes
BM34-4	Tier II	10/23/08	PW	SA	M+P-Xylene	110000	2500	µg/L		Yes
BM36-13D	Tier II	12/09/08	PW	SA	M+P-Xylene	13000	500	µg/L		Yes
FH15-13BB	Tier II	12/10/08	FB	SA	M+P-Xylene	260	10	µg/L		Yes
FH15-13BB	Tier II	12/10/08	FW	SA	M+P-Xylene	14000	2500	µg/L		Yes
PAD34C	Tier II	10/28/08	FW	SA	M+P-Xylene	12000	250	µg/L		Yes
PAD34C	Tier II	10/28/08	FW	SA	M+P-Xylene	14000	1000	µg/L		Yes
PAD34C	Tier II	10/28/08	FW	SA	M+P-Xylene	5900	200	µg/L		Yes
SP22-13	Tier II	11/18/08	PW	SA	M+P-Xylene	54000	1200	µg/L		Yes
SP22-13	Tier II	11/18/08	PW	FD	M+P-Xylene	15000	1200	µg/L		Yes
SP411-13	Tier II	11/18/08	PW	SA	M+P-Xylene	42000	1200	µg/L		Yes
SP531-13	Tier II	11/18/08	PW	SA	M+P-Xylene	45000	1200	µg/L		Yes
PAD36L	Tier I or II	10/16/08	FW	SA	Motor Oil Range Organics	4.9	0.95	mg/L	Z,L,B	Yes
PAD36L	Tier I or II	10/16/08	FW	SA	Motor Oil Range Organics	8.3	0.95	mg/L	Z,L,B	Yes
PAD36L	Tier I or II	10/23/08	FB	SA	Motor Oil Range Organics	94	3.9	mg/L	B,M,Z	Yes
PAD36L	Tier I or II	10/24/08	FW	SA	Motor Oil Range Organics	6.4	0.95	mg/L	B,Z,M	Yes
PAD36L	Tier I or II	10/24/08	FW	SA	Motor Oil Range Organics	13	0.95	mg/L	B,M,Z	Yes
PAD36L	Tier I or II	11/07/08	FW	SA	Motor Oil Range Organics	61	3.8	mg/L	B,Z	Yes
PAD36L	Tier I or II	11/07/08	FB	SA	Motor Oil Range Organics	52	4.7	mg/L	B,Z	Yes
PAD36L	Tier I or II	11/14/08	FB	SA	Motor Oil Range Organics	34	3.8	mg/L	B,Z	Yes
BM36-13B	Tier I	12/09/08	PW	SA	Motor Oil Range Organics	7.4	9.4	MG/L	J	Yes
BM34-11A	Tier II	10/01/08	PW	SA	Motor Oil Range Organics	4.7	0.47	mg/L	M,Z	Yes
BM34-12B	Tier II	10/01/08	PW	SA	Motor Oil Range Organics	4.8	0.38	mg/L	M,Z	Yes

**Table 5
Summary of Gasoline, Diesel, and Motor Oil Constituent Analyses**

Well Number	Well Type	Sample Date	Medium	Sample Type	Parameter	Concentration	Reporting Limit	Units	Flag	Detected ?
BM34-21A	Tier II	10/01/08	PW	SA	Motor Oil Range Organics	28	0.95	mg/L	M,Z	Yes
BM34-4	Tier II	10/23/08	PW	SA	Motor Oil Range Organics	16	7.6	mg/L	B,Z	Yes
BM36-13D	Tier II	12/09/08	PW	SA	Motor Oil Range Organics	100	9.4	mg/L	B,Z	Yes
FH15-13BB	Tier II	12/10/08	FB	SA	Motor Oil Range Organics	25	0.47	mg/L	B,M,Z	Yes
FH15-13BB	Tier II	12/10/08	FW	SA	Motor Oil Range Organics	5100	450	mg/L	B,M,Z	Yes
PAD34C	Tier II	10/28/08	FW	SA	Motor Oil Range Organics	43	7.5	mg/L	B,Z	Yes
PAD34C	Tier II	10/28/08	FW	SA	Motor Oil Range Organics	21	1.9	mg/L	B,Z	Yes
PAD34C	Tier II	10/28/08	FW	SA	Motor Oil Range Organics	33	3.8	mg/L	B,Z	Yes
SP22-13	Tier II	11/18/08	PW	SA	Motor Oil Range Organics	6.9	3.8	mg/L	B,L,Z	Yes
SP22-13	Tier II	11/18/08	PW	FD	Motor Oil Range Organics	3.6	3.8	mg/L	J	Yes
SP411-13	Tier II	11/18/08	PW	SA	Motor Oil Range Organics	26	7.6	mg/L	B,L,Z	Yes
SP531-13	Tier II	11/18/08	PW	SA	Motor Oil Range Organics	27	19	mg/L	B,L,Z	Yes
PAD36L	Tier I or II	10/23/08	FB	SA	O-Xylene	220	50	µg/L		Yes
PAD36L	Tier I or II	10/24/08	FW	SA	O-Xylene	70	12	µg/L		Yes
PAD36L	Tier I or II	10/24/08	FW	SA	O-Xylene	48	25	µg/L		Yes
PAD36L	Tier I or II	11/07/08	FW	SA	O-Xylene	57	5	µg/L		Yes
PAD36L	Tier I or II	11/07/08	FB	SA	O-Xylene	270	25	µg/L		Yes
PAD36L	Tier I or II	11/14/08	FB	SA	O-Xylene	860	250	µg/L		Yes
BM36-13B	Tier I	12/09/08	PW	SA	O-Xylene	5400	1000	µg/L		Yes
BM34-11A	Tier II	10/01/08	PW	SA	O-Xylene	540	250	µg/L		Yes
BM34-12B	Tier II	10/01/08	PW	SA	O-Xylene	340	250	µg/L		Yes
BM34-21A	Tier II	10/01/08	PW	SA	O-Xylene	1100	250	µg/L		Yes
BM34-4	Tier II	10/23/08	PW	SA	O-Xylene	17000	2500	µg/L	J	Yes
BM36-13D	Tier II	12/09/08	PW	SA	O-Xylene	2000	500	µg/L		Yes
FH15-13BB	Tier II	12/10/08	FB	SA	O-Xylene	57	10	µg/L		Yes
FH15-13BB	Tier II	12/10/08	FW	SA	O-Xylene	3800	250	µg/L	J	Yes
PAD34C	Tier II	10/28/08	FW	SA	O-Xylene	1900	250	µg/L		Yes
PAD34C	Tier II	10/28/08	FW	SA	O-Xylene	2500	1000	µg/L		Yes
PAD34C	Tier II	10/28/08	FW	SA	O-Xylene	1000	200	µg/L		Yes

**Table 5
Summary of Gasoline, Diesel, and Motor Oil Constituent Analyses**

Well Number	Well Type	Sample Date	Medium	Sample Type	Parameter	Concentration	Reporting Limit	Units	Flag	Detected ?
SP22-13	Tier II	11/18/08	PW	SA	O-Xylene	8100	1200	µg/L		Yes
SP22-13	Tier II	11/18/08	PW	FD	O-Xylene	1900	120	µg/L		Yes
SP411-13	Tier II	11/18/08	PW	SA	O-Xylene	5300	1200	µg/L		Yes
SP531-13	Tier II	11/18/08	PW	SA	O-Xylene	7100	1200	µg/L		Yes
PAD36L	Tier I or II	10/23/08	FB	SA	Toluene	860	50	µg/L		Yes
PAD36L	Tier I or II	10/24/08	FW	SA	Toluene	260	12	µg/L		Yes
PAD36L	Tier I or II	10/24/08	FW	SA	Toluene	360	25	µg/L		Yes
PAD36L	Tier I or II	11/07/08	FW	SA	Toluene	410	25	µg/L		Yes
PAD36L	Tier I or II	11/07/08	FB	SA	Toluene	1600	250	µg/L		Yes
PAD36L	Tier I or II	11/14/08	FB	SA	Toluene	3800	250	µg/L		Yes
BM36-13B	Tier I	12/09/08	PW	SA	Toluene	36000	2000	µg/L		Yes
BM34-11A	Tier II	10/01/08	PW	SA	Toluene	3600	250	µg/L		Yes
BM34-12B	Tier II	10/01/08	PW	SA	Toluene	2400	250	µg/L		Yes
BM34-21A	Tier II	10/01/08	PW	SA	Toluene	5400	250	µg/L		Yes
BM34-4	Tier II	10/23/08	PW	SA	Toluene	99000	25000	µg/L		Yes
BM36-13D	Tier II	12/09/08	PW	SA	Toluene	20000	2000	µg/L		Yes
FH15-13BB	Tier II	12/10/08	FB	SA	Toluene	450	25	µg/L		Yes
FH15-13BB	Tier II	12/10/08	FW	SA	Toluene	5500	250	µg/L	J	Yes
PAD34C	Tier II	10/28/08	FW	SA	Toluene	6300	250	µg/L		Yes
PAD34C	Tier II	10/28/08	FW	SA	Toluene	16000	1000	µg/L		Yes
PAD34C	Tier II	10/28/08	FW	SA	Toluene	3700	200	µg/L		Yes
SP22-13	Tier II	11/18/08	PW	SA	Toluene	25000	1200	µg/L		Yes
SP22-13	Tier II	11/18/08	PW	FD	Toluene	14000	1200	µg/L		Yes
SP411-13	Tier II	11/18/08	PW	SA	Toluene	26000	1200	µg/L		Yes
SP531-13	Tier II	11/18/08	PW	SA	Toluene	30000	1200	µg/L		Yes
PAD36L	Tier I or II	10/16/08	FW	SA	Ethylbenzene	5	5	µg/L	UJ	No
PAD36L	Tier I or II	10/16/08	FW	SA	Ethylbenzene	5	5	µg/L	UJ	No
PAD36L	Tier I or II	10/16/08	FW	SA	M+P-Xylene	5	5	µg/L	UJ	No
PAD36L	Tier I or II	10/16/08	FW	SA	M+P-Xylene	5	5	µg/L	UJ	No

**Table 5
Summary of Gasoline, Diesel, and Motor Oil Constituent Analyses**

Well Number	Well Type	Sample Date	Medium	Sample Type	Parameter	Concentration	Reporting Limit	Units	Flag	Detected ?
PAD36L	Tier I or II	10/16/08	FW	SA	O-Xylene	5	5	µg/L	UJ	No
PAD36L	Tier I or II	10/16/08	FW	SA	O-Xylene	5	5	µg/L	UJ	No
PAD36L	Tier I or II	10/16/08	FW	SA	Toluene	5	5	µg/L	UJ	No
PAD36L	Tier I or II	10/16/08	FW	SA	Toluene	5	5	µg/L	UJ	No

Notes: FB = flowback water; FW = fracking fluids; PW = produced water; SA = primary sample; FD = field duplicate; µg/L = micrograms per liter; mg/L = milligrams per liter; U = analyte was analyzed but was not detected above the reporting limit; J = the reported analytical result is estimated; UJ = the analyte was analyzed for but was not detected above the reporting limit; the reported analytical result is an estimate; B = analyte detected in associated method blank as well as the sample; D = fuel pattern resembles diesel; G = fuel pattern resembles gasoline; H = fuel pattern was in the heavier end of the retention time window; L = fuel pattern was in the lighter end of the retention time window; M = fuel pattern resembles motor oil; Z = fuel pattern did not resemble typical petroleum hydrocarbon patterns (e.g., gasoline, JP4, JP8, diesel, mineral spirits, motor oil, Stoddard solvent, or bunker C).

**Table 6
Summary of Natural Gas Composition Analyses**

Well Number	Well Type	Sample Date	Medium	Sample Type	Parameter	Concentration	Reporting Limit	Units	Flag	Detected ?
BM35-32A	Tier I	12/09/08	NG	SA	BTU	1026		BTU/Ft ³		Yes
BM36-13B	Tier I	12/09/08	NG	SA	BTU	1004		BTU/Ft ³		Yes
BM34-11A	Tier II	10/06/08	NG	SA	BTU	981		BTU/Ft ³		Yes
BM34-12B	Tier II	10/06/08	NG	SA	BTU	1019		BTU/Ft ³		Yes
BM34-21A	Tier II	10/06/08	NG	SA	BTU	955		BTU/Ft ³		Yes
BM34-4	Tier II	10/31/08	NG	SA	BTU	1058		BTU/Ft ³		Yes
BM36-13D	Tier II	12/09/08	NG	SA	BTU	1024		BTU/Ft ³		Yes
SP22-13	Tier II	11/26/08	NG	FD	BTU	1024		BTU/Ft ³		Yes
SP22-13	Tier II	11/26/08	NG	SA	BTU	1021		BTU/Ft ³		Yes
SP411-13	Tier II	11/26/08	NG	SA	BTU	1008		BTU/Ft ³		Yes
SP531-13	Tier II	11/26/08	NG	SA	BTU	1029		BTU/Ft ³		Yes
BM35-32A	Tier I	12/09/08	NG	SA	C6+	0.138		%		Yes
BM36-13B	Tier I	12/09/08	NG	SA	C6+	0.154		%		Yes
BM34-11A	Tier II	10/06/08	NG	SA	C6+	0.114		%		Yes
BM34-12B	Tier II	10/06/08	NG	SA	C6+	0.102		%		Yes
BM34-21A	Tier II	10/06/08	NG	SA	C6+	0.119		%		Yes
BM34-4	Tier II	10/31/08	NG	SA	C6+	0.137		%		Yes
BM36-13D	Tier II	12/09/08	NG	SA	C6+	0.177		%		Yes
SP22-13	Tier II	11/26/08	NG	SA	C6+	0.0909		%		Yes
SP22-13	Tier II	11/26/08	NG	FD	C6+	0.1		%		Yes
SP411-13	Tier II	11/26/08	NG	SA	C6+	0.0734		%		Yes
SP531-13	Tier II	11/26/08	NG	SA	C6+	0.118		%		Yes
BM35-32A	Tier I	12/09/08	NG	SA	Carbon Dioxide	5.41		%		Yes
BM36-13B	Tier I	12/09/08	NG	SA	Carbon Dioxide	8.38		%		Yes
BM34-11A	Tier II	10/06/08	NG	SA	Carbon Dioxide	11.67		%		Yes
BM34-12B	Tier II	10/06/08	NG	SA	Carbon Dioxide	6.86		%		Yes
BM34-21A	Tier II	10/06/08	NG	SA	Carbon Dioxide	14.18		%		Yes

Table 6
Summary of Natural Gas Composition Analyses

Well Number	Well Type	Sample Date	Medium	Sample Type	Parameter	Concentration	Reporting Limit	Units	Flag	Detected ?
BM34-4	Tier II	10/31/08	NG	SA	Carbon Dioxide	4.26		%		Yes
BM36-13D	Tier II	12/09/08	NG	SA	Carbon Dioxide	7.63		%		Yes
SP22-13	Tier II	11/26/08	NG	SA	Carbon Dioxide	3.36		%		Yes
SP22-13	Tier II	11/26/08	NG	FD	Carbon Dioxide	3.39		%		Yes
SP411-13	Tier II	11/26/08	NG	SA	Carbon Dioxide	3.92		%		Yes
SP531-13	Tier II	11/26/08	NG	SA	Carbon Dioxide	3.51		%		Yes
BM34-11A	Tier II	10/06/08	NG	SA	dl3C1	-37.41		% _{oo}		Yes
BM34-12B	Tier II	10/06/08	NG	SA	dl3C1	-36.41		% _{oo}		Yes
BM34-21A	Tier II	10/06/08	NG	SA	dl3C1	-37.78		% _{oo}		Yes
BM34-4	Tier II	10/31/08	NG	SA	dl3C1	-38.39		% _{oo}		Yes
BM35-32A	Tier I	12/09/08	NG	SA	Ethane	4.68		%		Yes
BM36-13B	Tier I	12/09/08	NG	SA	Ethane	4.95		%		Yes
BM34-11A	Tier II	10/06/08	NG	SA	Ethane	5.08		%		Yes
BM34-12B	Tier II	10/06/08	NG	SA	Ethane	4.79		%		Yes
BM34-21A	Tier II	10/06/08	NG	SA	Ethane	5.04		%		Yes
BM34-4	Tier II	10/31/08	NG	SA	Ethane	5.59		%		Yes
BM36-13D	Tier II	12/09/08	NG	SA	Ethane	5.7		%		Yes
SP22-13	Tier II	11/26/08	NG	SA	Ethane	3.07		%		Yes
SP22-13	Tier II	11/26/08	NG	FD	Ethane	3.11		%		Yes
SP411-13	Tier II	11/26/08	NG	SA	Ethane	2.62		%		Yes
SP531-13	Tier II	11/26/08	NG	SA	Ethane	3.32		%		Yes
BM35-32A	Tier I	12/09/08	NG	SA	Helium	0.0022		%		Yes
BM36-13B	Tier I	12/09/08	NG	SA	Helium	0.0021		%		Yes
BM34-11A	Tier II	10/06/08	NG	SA	Helium	0.002		%		Yes
BM34-12B	Tier II	10/06/08	NG	SA	Helium	0.0019		%		Yes
BM34-21A	Tier II	10/06/08	NG	SA	Helium	0.0019		%		Yes
BM34-4	Tier II	10/31/08	NG	SA	Helium	0.0026		%		Yes

Table 6
Summary of Natural Gas Composition Analyses

Well Number	Well Type	Sample Date	Medium	Sample Type	Parameter	Concentration	Reporting Limit	Units	Flag	Detected ?
BM36-13D	Tier II	12/09/08	NG	SA	Helium	0.002		%		Yes
SP22-13	Tier II	11/26/08	NG	FD	Helium	0.0026		%		Yes
SP22-13	Tier II	11/26/08	NG	SA	Helium	0.003		%		Yes
SP411-13	Tier II	11/26/08	NG	SA	Helium	0.0037		%		Yes
SP531-13	Tier II	11/26/08	NG	SA	Helium	0.0029		%		Yes
BM35-32A	Tier I	12/09/08	NG	SA	Hydrogen	0.002		%		Yes
BM36-13B	Tier I	12/09/08	NG	SA	Hydrogen	0.0038		%		Yes
BM34-11A	Tier II	10/06/08	NG	SA	Hydrogen	0.0064		%		Yes
BM34-12B	Tier II	10/06/08	NG	SA	Hydrogen	0.0027		%		Yes
BM34-21A	Tier II	10/06/08	NG	SA	Hydrogen	0.0085		%		Yes
BM34-4	Tier II	10/31/08	NG	SA	Hydrogen	0.0045		%		Yes
BM36-13D	Tier II	12/09/08	NG	SA	Hydrogen	0.0044		%		Yes
SP22-13	Tier II	11/26/08	NG	SA	Hydrogen	0.0076		%		Yes
SP22-13	Tier II	11/26/08	NG	FD	Hydrogen	0.0078		%		Yes
SP411-13	Tier II	11/26/08	NG	SA	Hydrogen	0.0054		%		Yes
SP531-13	Tier II	11/26/08	NG	SA	Hydrogen	0.005		%		Yes
BM35-32A	Tier I	12/09/08	NG	SA	Iso-Butane	0.19		%		Yes
BM36-13B	Tier I	12/09/08	NG	SA	Iso-Butane	0.239		%		Yes
BM34-11A	Tier II	10/06/08	NG	SA	Iso-Butane	0.302		%		Yes
BM34-12B	Tier II	10/06/08	NG	SA	Iso-Butane	0.253		%		Yes
BM34-21A	Tier II	10/06/08	NG	SA	Iso-Butane	0.315		%		Yes
BM34-4	Tier II	10/31/08	NG	SA	Iso-Butane	0.314		%		Yes
BM36-13D	Tier II	12/09/08	NG	SA	Iso-Butane	0.296		%		Yes
SP22-13	Tier II	11/26/08	NG	SA	Iso-Butane	0.134		%		Yes
SP22-13	Tier II	11/26/08	NG	FD	Iso-Butane	0.142		%		Yes
SP411-13	Tier II	11/26/08	NG	SA	Iso-Butane	0.118		%		Yes
SP531-13	Tier II	11/26/08	NG	SA	Iso-Butane	0.168		%		Yes

**Table 6
Summary of Natural Gas Composition Analyses**

Well Number	Well Type	Sample Date	Medium	Sample Type	Parameter	Concentration	Reporting Limit	Units	Flag	Detected ?
BM35-32A	Tier I	12/09/08	NG	SA	Iso-Pentane	0.0758		%		Yes
BM36-13B	Tier I	12/09/08	NG	SA	Iso-Pentane	0.0872		%		Yes
BM34-11A	Tier II	10/06/08	NG	SA	Iso-Pentane	0.115		%		Yes
BM34-12B	Tier II	10/06/08	NG	SA	Iso-Pentane	0.0905		%		Yes
BM34-21A	Tier II	10/06/08	NG	SA	Iso-Pentane	0.116		%		Yes
BM34-4	Tier II	10/31/08	NG	SA	Iso-Pentane	0.12		%		Yes
BM36-13D	Tier II	12/09/08	NG	SA	Iso-Pentane	0.104		%		Yes
SP22-13	Tier II	11/26/08	NG	SA	Iso-Pentane	0.0475		%		Yes
SP22-13	Tier II	11/26/08	NG	FD	Iso-Pentane	0.0554		%		Yes
SP411-13	Tier II	11/26/08	NG	SA	Iso-Pentane	0.0439		%		Yes
SP531-13	Tier II	11/26/08	NG	SA	Iso-Pentane	0.0691		%		Yes
BM35-32A	Tier I	12/09/08	NG	SA	Methane (C1)	88.33		%		Yes
BM36-13B	Tier I	12/09/08	NG	SA	Methane (C1)	84.71		%		Yes
BM34-11A	Tier II	10/06/08	NG	SA	Methane (C1)	80.57		%		Yes
BM34-12B	Tier II	10/06/08	NG	SA	Methane (C1)	86.24		%		Yes
BM34-21A	Tier II	10/06/08	NG	SA	Methane (C1)	78.02		%		Yes
BM34-4	Tier II	10/31/08	NG	SA	Methane (C1)	86.97		%		Yes
BM36-13D	Tier II	12/09/08	NG	SA	Methane (C1)	84.38		%		Yes
SP22-13	Tier II	11/26/08	NG	FD	Methane (C1)	92.21		%		Yes
SP22-13	Tier II	11/26/08	NG	SA	Methane (C1)	92.22		%		Yes
SP411-13	Tier II	11/26/08	NG	SA	Methane (C1)	92.12		%		Yes
SP531-13	Tier II	11/26/08	NG	SA	Methane (C1)	91.65		%		Yes
BM35-32A	Tier I	12/09/08	NG	SA	N-Butane	0.163		%		Yes
BM36-13B	Tier I	12/09/08	NG	SA	N-Butane	0.212		%		Yes
BM34-11A	Tier II	10/06/08	NG	SA	N-Butane	0.332		%		Yes
BM34-12B	Tier II	10/06/08	NG	SA	N-Butane	0.244		%		Yes
BM34-21A	Tier II	10/06/08	NG	SA	N-Butane	0.325		%		Yes

**Table 6
Summary of Natural Gas Composition Analyses**

Well Number	Well Type	Sample Date	Medium	Sample Type	Parameter	Concentration	Reporting Limit	Units	Flag	Detected ?
BM34-4	Tier II	10/31/08	NG	SA	N-Butane	0.326		%		Yes
BM36-13D	Tier II	12/09/08	NG	SA	N-Butane	0.253		%		Yes
SP22-13	Tier II	11/26/08	NG	SA	N-Butane	0.109		%		Yes
SP22-13	Tier II	11/26/08	NG	FD	N-Butane	0.119		%		Yes
SP411-13	Tier II	11/26/08	NG	SA	N-Butane	0.0928		%		Yes
SP531-13	Tier II	11/26/08	NG	SA	N-Butane	0.149		%		Yes
BM35-32A	Tier I	12/09/08	NG	SA	Nitrogen	0.042		%		Yes
BM36-13B	Tier I	12/09/08	NG	SA	Nitrogen	0.068		%		Yes
BM34-11A	Tier II	10/06/08	NG	SA	Nitrogen	0.16		%		Yes
BM34-12B	Tier II	10/06/08	NG	SA	Nitrogen	0.088		%		Yes
BM34-21A	Tier II	10/06/08	NG	SA	Nitrogen	0.25		%		Yes
BM34-4	Tier II	10/31/08	NG	SA	Nitrogen	0.59		%		Yes
BM36-13D	Tier II	12/09/08	NG	SA	Nitrogen	0.057		%		Yes
SP22-13	Tier II	11/26/08	NG	FD	Nitrogen	0.14		%		Yes
SP22-13	Tier II	11/26/08	NG	SA	Nitrogen	0.24		%		Yes
SP411-13	Tier II	11/26/08	NG	SA	Nitrogen	0.36		%		Yes
SP531-13	Tier II	11/26/08	NG	SA	Nitrogen	0.15		%		Yes
BM35-32A	Tier I	12/09/08	NG	SA	N-Pentane	0.0583		%		Yes
BM36-13B	Tier I	12/09/08	NG	SA	N-Pentane	0.0644		%		Yes
BM34-11A	Tier II	10/06/08	NG	SA	N-Pentane	0.0852		%		Yes
BM34-12B	Tier II	10/06/08	NG	SA	N-Pentane	0.0664		%		Yes
BM34-21A	Tier II	10/06/08	NG	SA	N-Pentane	0.0836		%		Yes
BM34-4	Tier II	10/31/08	NG	SA	N-Pentane	0.0877		%		Yes
BM36-13D	Tier II	12/09/08	NG	SA	N-Pentane	0.0737		%		Yes
SP22-13	Tier II	11/26/08	NG	SA	N-Pentane	0.0305		%		Yes
SP22-13	Tier II	11/26/08	NG	FD	N-Pentane	0.0363		%		Yes
SP411-13	Tier II	11/26/08	NG	SA	N-Pentane	0.0274		%		Yes

Table 6
Summary of Natural Gas Composition Analyses

Well Number	Well Type	Sample Date	Medium	Sample Type	Parameter	Concentration	Reporting Limit	Units	Flag	Detected ?
SP531-13	Tier II	11/26/08	NG	SA	N-Pentane	0.047		%		Yes
BM35-32A	Tier I	12/09/08	NG	SA	Oxygen	0.0054		%		Yes
BM36-13B	Tier I	12/09/08	NG	SA	Oxygen	0.0078		%		Yes
BM34-11A	Tier II	10/06/08	NG	SA	Oxygen	0.0086		%		Yes
BM34-12B	Tier II	10/06/08	NG	SA	Oxygen	0.0116		%		Yes
BM34-21A	Tier II	10/06/08	NG	SA	Oxygen	0.013		%		Yes
BM34-4	Tier II	10/31/08	NG	SA	Oxygen	0.0156		%		Yes
BM36-13D	Tier II	12/09/08	NG	SA	Oxygen	0.0072		%		Yes
SP22-13	Tier II	11/26/08	NG	FD	Oxygen	0.0293		%		Yes
SP22-13	Tier II	11/26/08	NG	SA	Oxygen	0.0554		%		Yes
SP411-13	Tier II	11/26/08	NG	SA	Oxygen	0.0785		%		Yes
SP531-13	Tier II	11/26/08	NG	SA	Oxygen	0.0322		%		Yes
BM35-32A	Tier I	12/09/08	NG	SA	Propane	0.901		%		Yes
BM36-13B	Tier I	12/09/08	NG	SA	Propane	1.12		%		Yes
BM34-11A	Tier II	10/06/08	NG	SA	Propane	1.55		%		Yes
BM34-12B	Tier II	10/06/08	NG	SA	Propane	1.25		%		Yes
BM34-21A	Tier II	10/06/08	NG	SA	Propane	1.53		%		Yes
BM34-4	Tier II	10/31/08	NG	SA	Propane	1.58		%		Yes
BM36-13D	Tier II	12/09/08	NG	SA	Propane	1.32		%		Yes
SP22-13	Tier II	11/26/08	NG	SA	Propane	0.636		%		Yes
SP22-13	Tier II	11/26/08	NG	FD	Propane	0.657		%		Yes
SP411-13	Tier II	11/26/08	NG	SA	Propane	0.536		%		Yes
SP531-13	Tier II	11/26/08	NG	SA	Propane	0.774		%		Yes
BM35-32A	Tier I	12/09/08	NG	SA	Specific Gravity	0.649		ρ_d/ρ_a		Yes
BM36-13B	Tier I	12/09/08	NG	SA	Specific Gravity	0.683		ρ_d/ρ_a		Yes
BM34-11A	Tier II	10/06/08	NG	SA	Specific Gravity	0.723		ρ_d/ρ_a		Yes
BM34-12B	Tier II	10/06/08	NG	SA	Specific Gravity	0.669		ρ_d/ρ_a		Yes

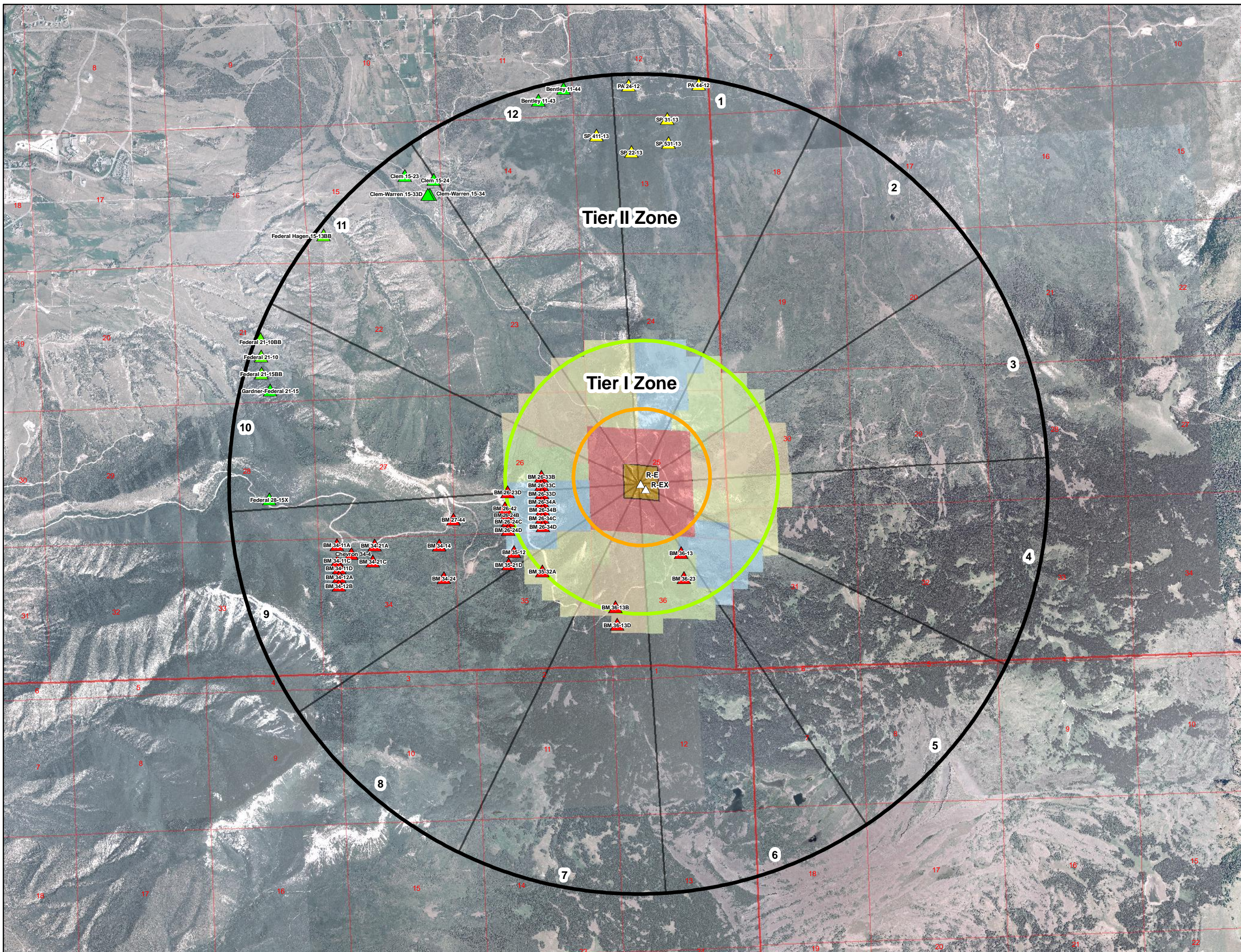
Table 6
Summary of Natural Gas Composition Analyses

Well Number	Well Type	Sample Date	Medium	Sample Type	Parameter	Concentration	Reporting Limit	Units	Flag	Detected ?
BM34-21A	Tier II	10/06/08	NG	SA	Specific Gravity	0.747		ρ_d/ρ_a		Yes
BM34-4	Tier II	10/31/08	NG	SA	Specific Gravity	0.657		ρ_d/ρ_a		Yes
BM36-13D	Tier II	12/09/08	NG	SA	Specific Gravity	0.684		ρ_d/ρ_a		Yes
SP22-13	Tier II	11/26/08	NG	FD	Specific Gravity	0.617		ρ_d/ρ_a		Yes
SP22-13	Tier II	11/26/08	NG	SA	Specific Gravity	0.616		ρ_d/ρ_a		Yes
SP411-13	Tier II	11/26/08	NG	SA	Specific Gravity	0.618		ρ_d/ρ_a		Yes
SP531-13	Tier II	11/26/08	NG	SA	Specific Gravity	0.622		ρ_d/ρ_a		Yes
BM35-32A	Tier I	12/09/08	NG	SA	Argon	0		%	U	No
BM36-13B	Tier I	12/09/08	NG	SA	Argon	0		%	U	No
BM34-11A	Tier II	10/06/08	NG	SA	Argon	0		%	U	No
BM34-12B	Tier II	10/06/08	NG	SA	Argon	0		%	U	No
BM34-21A	Tier II	10/06/08	NG	SA	Argon	0		%	U	No
BM34-4	Tier II	10/31/08	NG	SA	Argon	0		%	U	No
BM36-13D	Tier II	12/09/08	NG	SA	Argon	0		%	U	No
SP22-13	Tier II	11/26/08	NG	FD	Argon	0		%	U	No
SP22-13	Tier II	11/26/08	NG	SA	Argon	0		%	U	No
SP411-13	Tier II	11/26/08	NG	SA	Argon	0		%	U	No
SP531-13	Tier II	11/26/08	NG	SA	Argon	0		%	U	No
BM35-32A	Tier I	12/09/08	NG	SA	Carbon Monoxide	0		%	U	No
BM36-13B	Tier I	12/09/08	NG	SA	Carbon Monoxide	0		%	U	No
BM34-11A	Tier II	10/06/08	NG	SA	Carbon Monoxide	0		%	U	No
BM34-12B	Tier II	10/06/08	NG	SA	Carbon Monoxide	0		%	U	No
BM34-21A	Tier II	10/06/08	NG	SA	Carbon Monoxide	0		%	U	No
BM34-4	Tier II	10/31/08	NG	SA	Carbon Monoxide	0		%	U	No
BM36-13D	Tier II	12/09/08	NG	SA	Carbon Monoxide	0		%	U	No
BM35-32A	Tier I	12/09/08	NG	SA	Ethylene	0		%	U	No
BM36-13B	Tier I	12/09/08	NG	SA	Ethylene	0		%	U	No

Table 6
Summary of Natural Gas Composition Analyses

Well Number	Well Type	Sample Date	Medium	Sample Type	Parameter	Concentration	Reporting Limit	Units	Flag	Detected ?
BM34-11A	Tier II	10/06/08	NG	SA	Ethylene	0		%	U	No
BM34-12B	Tier II	10/06/08	NG	SA	Ethylene	0		%	U	No
BM34-21A	Tier II	10/06/08	NG	SA	Ethylene	0		%	U	No
BM34-4	Tier II	10/31/08	NG	SA	Ethylene	0		%	U	No
BM36-13D	Tier II	12/09/08	NG	SA	Ethylene	0		%	U	No
BM35-32A	Tier I	12/09/08	NG	SA	Hydrogen Sulfide	0		%	U	No
BM36-13B	Tier I	12/09/08	NG	SA	Hydrogen Sulfide	0		%	U	No
BM34-11A	Tier II	10/06/08	NG	SA	Hydrogen Sulfide	0		%	U	No
BM34-12B	Tier II	10/06/08	NG	SA	Hydrogen Sulfide	0		%	U	No
BM34-21A	Tier II	10/06/08	NG	SA	Hydrogen Sulfide	0		%	U	No
BM34-4	Tier II	10/31/08	NG	SA	Hydrogen Sulfide	0		%	U	No
BM36-13D	Tier II	12/09/08	NG	SA	Hydrogen Sulfide	0		%	U	No
SP22-13	Tier II	11/26/08	NG	FD	Hydrogen Sulfide	0		%	U	No
SP22-13	Tier II	11/26/08	NG	SA	Hydrogen Sulfide	0		%	U	No
SP411-13	Tier II	11/26/08	NG	SA	Hydrogen Sulfide	0		%	U	No
SP531-13	Tier II	11/26/08	NG	SA	Hydrogen Sulfide	0		%	U	No

Notes: NG = natural gas; SA = primary sample; FD = field duplicate; % = percent; BTU/Ft³ = British Thermal Units per cubic foot at 14.696 psia and 60 °F; ρ_g/ρ_a = relative density (ratio of natural gas density to air density) at 14.696 psia and 60 °F; U = analyte was analyzed but was not detected above the reporting limit.



Legend

- ▲ Existing EnCana Well
- ▲ Existing Noble Well
- ▲ Existing Williams Well
- ▲ Project Rulison Well
- COGCC Half- Mile Radius
- 1 Mile Radius Tier I Zone
- 3 Mile Radius Tier II Zone
- Project Rulison Lot 11
- Noble-Williams 2008 Voluntary Drilling Moratorium
- 1 Tier I Sector 1
- 2 Tier I Sector 2
- 3 Tier I Sector 3
- 4 Tier I Sector 4
- 5 Tier I Sector 5
- 6 Tier I Sector 6
- 7 Tier I Sector 7
- 8 Tier I Sector 8
- 9 Tier I Sector 9
- 10 Tier I Sector 10
- 11 Tier I Sector 11
- 12 Tier I Sector 12
- Township-Range-Section
- Monitoring Sectors

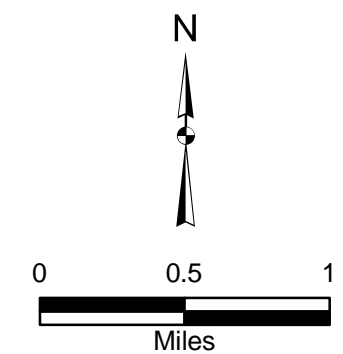


Figure 1
Gas Well Locations
Fourth Quarter 2008
Project Rulison Area
Garfield County, Colorado

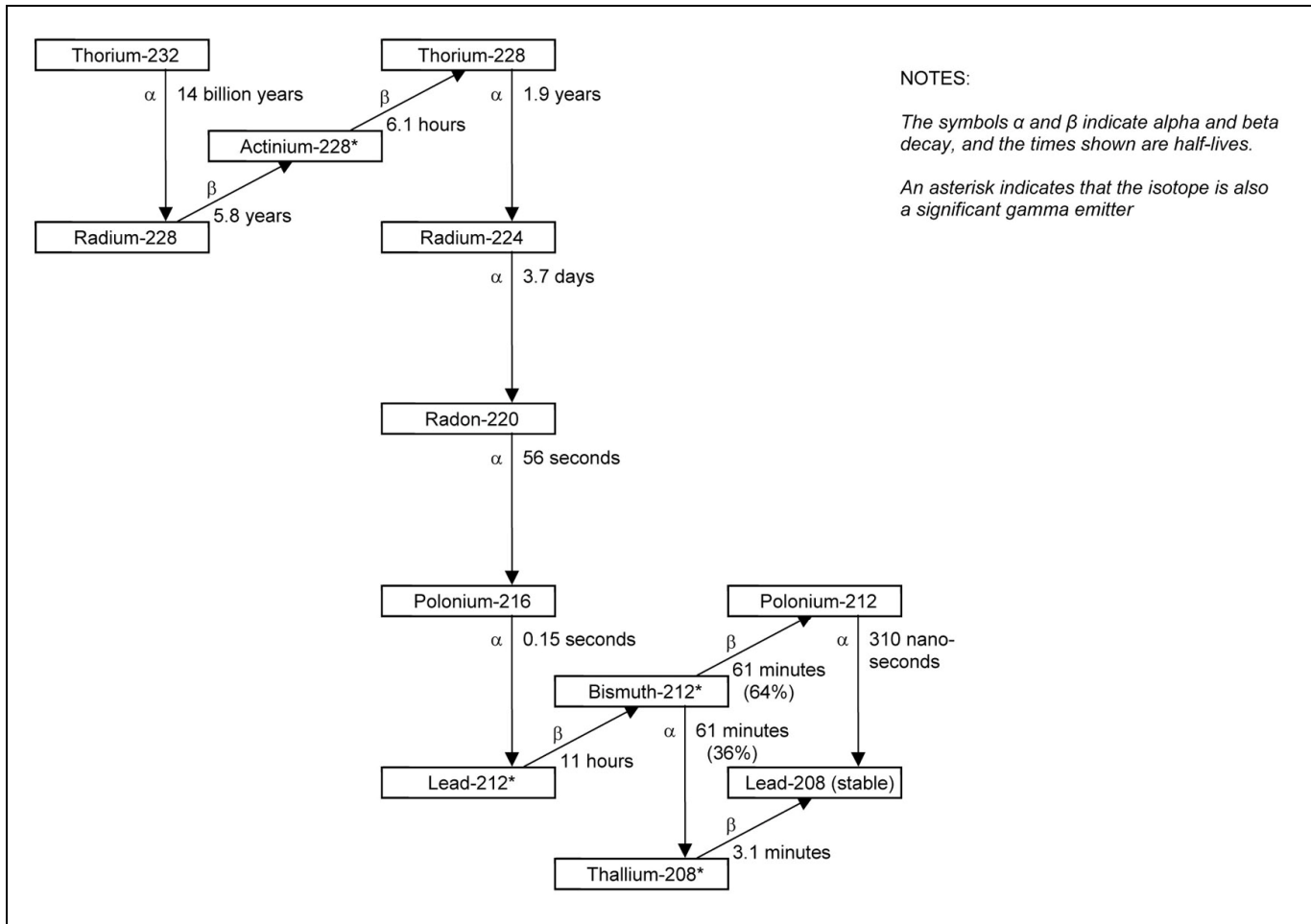


Figure 2. Thorium-232 (Th-232) Decay Series (modified from ANL 2005).

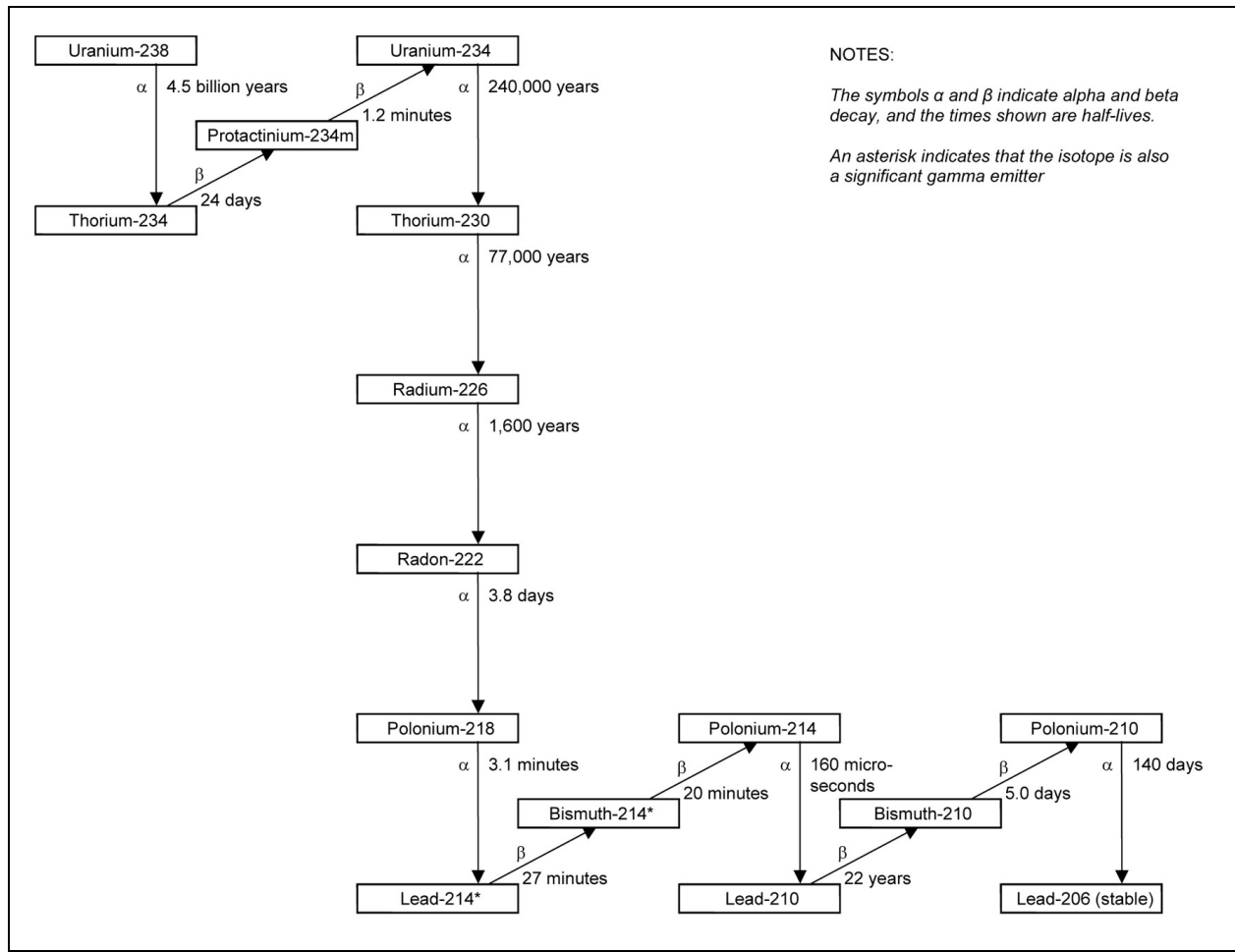


Figure 3. Uranium-238 (U-238) Decay Series (modified from ANL 2005).

APPENDIX A
LABORATORY DATA PACKAGES
(Appendix on Compact Disk)

APPENDIX B
DATA VALIDATION REPORTS
(Appendix on Compact Disk)

APPENDIX C

FIELD SAMPLING FORMS
(Appendix on Compact Disk)

