



for June 17, 2019

## Top Stories

### ◆ Community Relations Unit and Local Government Designee Program Update

The COGCC established the Community Relations Unit (CRU) in 2018 to enhance COGCC collaboration between local governments, Local Governmental Designees (LGDs), external stakeholders, and industry. The CRU is managed by Mike Leonard and also includes complaint intake staff, database analysts, GIS professionals, and Local Government Liaison (LGL) staff.

COGCC LGL Marc Morton manages the Local Governmental Designee (LGD) program that is available to counties, cities, towns, and certain Special Districts. Participation in the voluntary LGD program provides local governments specific notifications of pending oil and gas activity in or near their jurisdiction.

Mike Leonard and Marc Morton also provide valuable outreach, service, and support in response to inquiries, information requests, and speaking requests from local governments, the public, academia, industry groups, and other organizations.

This year (2019) continues to show significant change in LGD program participation, as two local governments are new to the program (initially joined) and 15 other local governments have appointed or installed a replacement LGD.

Newly participating LGD program local governments in 2019 include:

- Arvada, City of (LGD: Sandra McDonald)
- Berthoud, Town of (LGD: Curt Freese)

Previously participating county governments who appointed a replacement LGD in 2019 include:

- Adams County (LGD: Keith Huck)
- Cheyenne County (LGD: Darin Dickey)
- Costilla County (LGD: Jason Medina)

- Eagle County (LGD: Morgan Beryl)
- Lincoln County (LGD: Fred Lundy)

Municipal local governments who installed or appointed a replacement LGD in 2019 include:

- Evans, City of (LGD: Randy Ready)
- Firestone, Town of (LGD: Marty Ostholthoff)
- Ignacio, Town of (LGD: Chris Howlett)
- Johnstown, Town of (LGD: Kim Meyer)
- Lafayette, City of (LGD: Paul Rayl)
- Lone Tree, City of (LGD: Jeff Holwell)
- Rangely, Town of (LGD: Lisa Piering)
- Severance, Town of (LGD: Mitch Nelson)
- Silt, Town of (LGD: Jeff Layman)
- Silver Cliff, Town of (LGD: Ilene Squire)

We welcome LGDs new to the program and also welcome those who are replacing outgoing LGDs. We also want to thank all former LGDs for their service and their work with the COGCC.

A current list of local governments participating in the LGD program can be accessed at the COGCC website. Navigate to the Government menu, then to the List of Participating LGDs link at the upper right, or select this link:

<https://cogcc.state.co.us/Infosys/lgd/list.cfm>

Operators and others are reminded that the LGD Search tool can also be used to identify LGDs. The LGD search tool allows users to search for LGDs by entering all or part of the local government name, or by simply entering Section, Township, and Range.

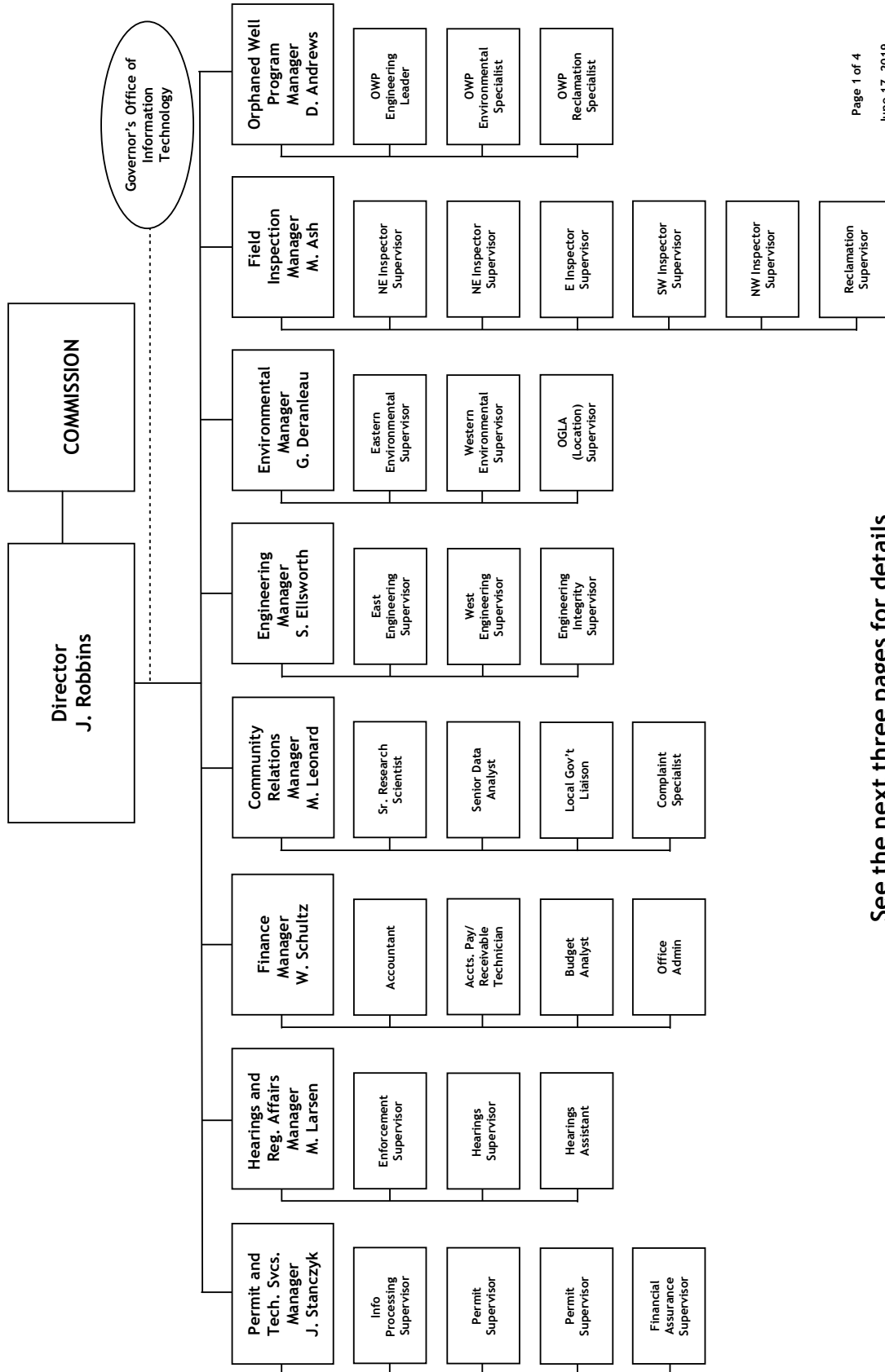
The LGD search tool can be accessed at the COGCC website. Navigate to the Government menu, then to the LGD Search Tool link at the upper right, or select this link:

<https://cogcc.state.co.us/gov2.html#/local/lgdtool>



## Organizational Charts and Statistics

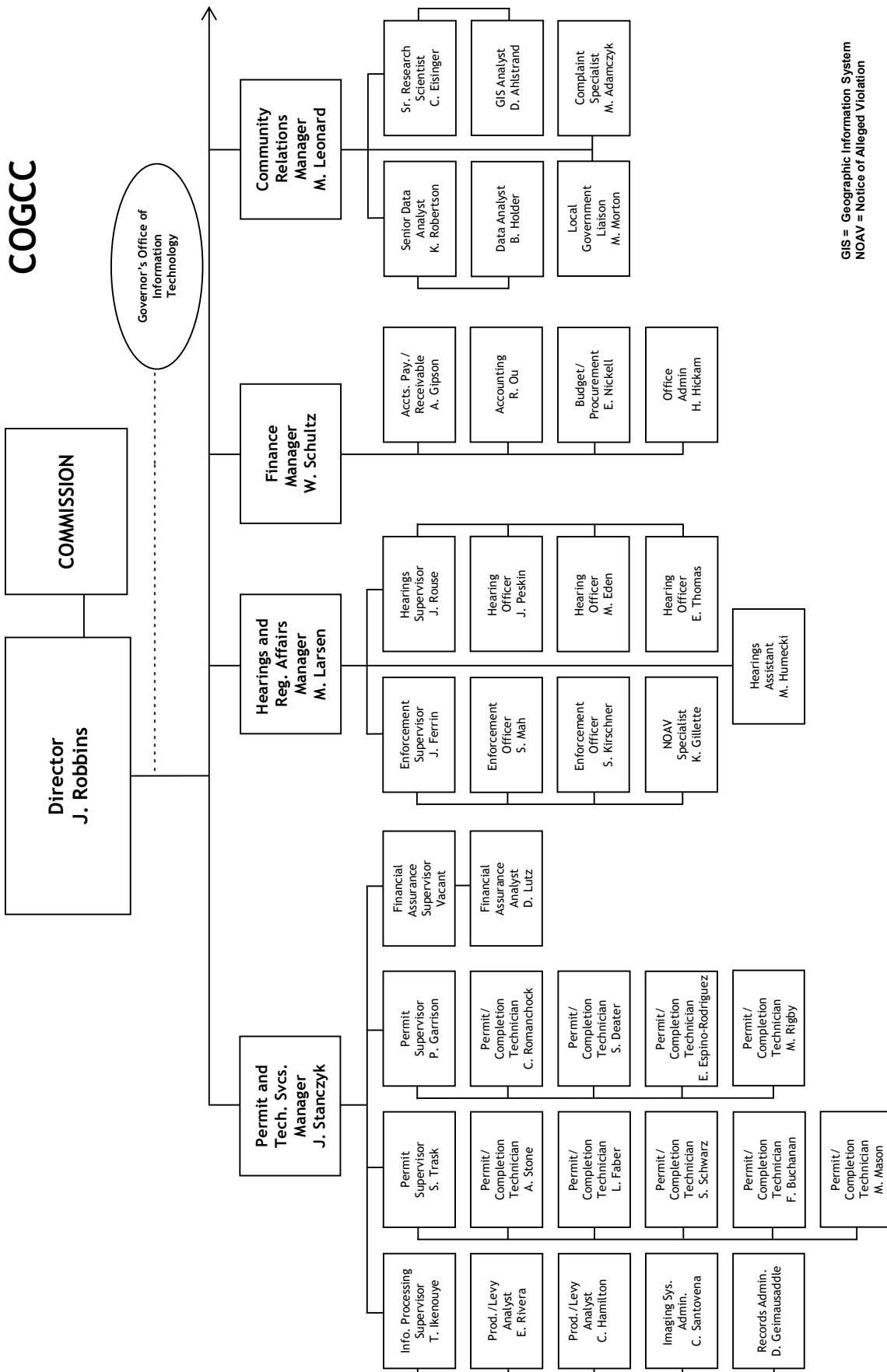
### COLORADO OIL & GAS CONSERVATION COMMISSION



See the next three pages for details



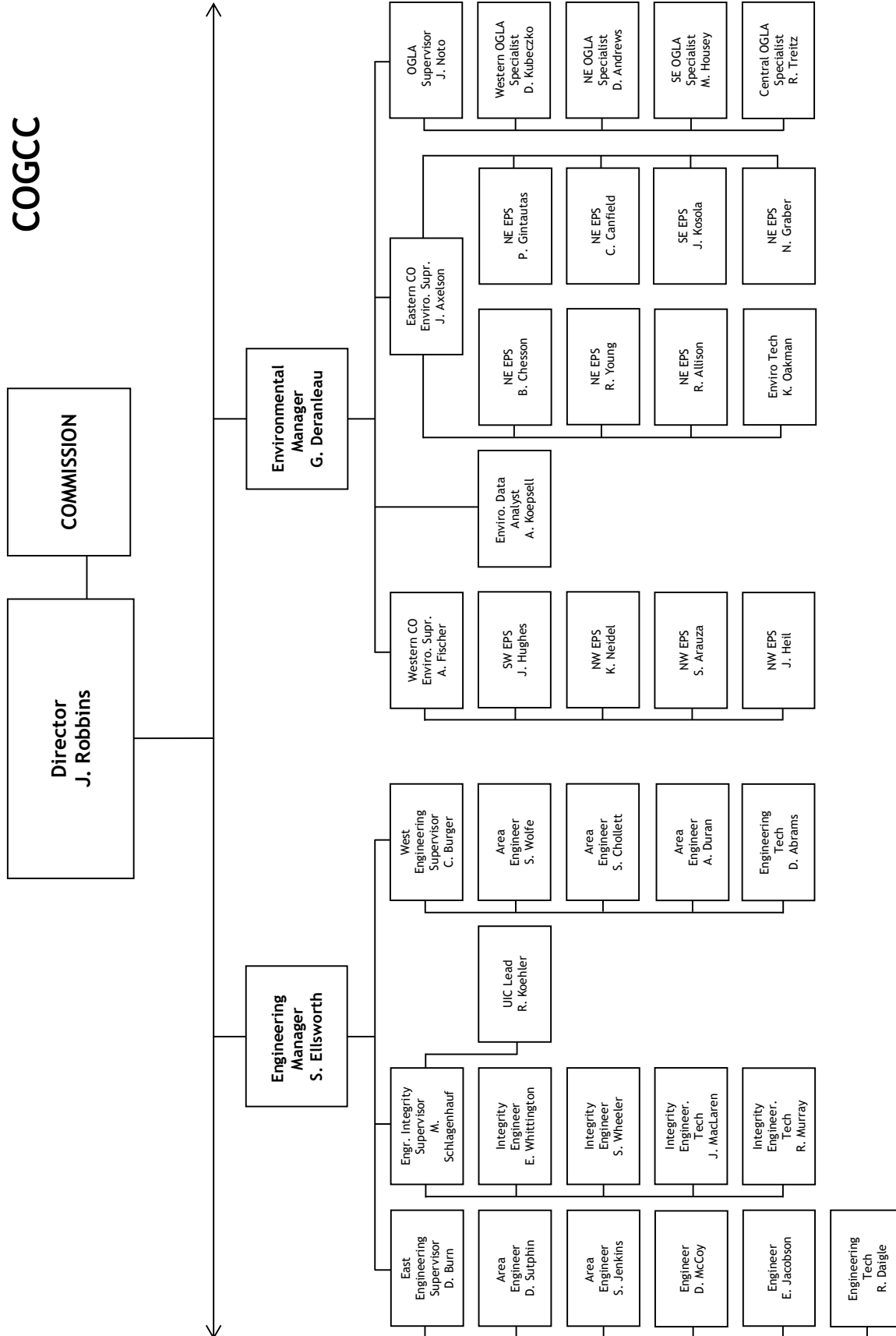
## COGCC



GIS = Geographic Information System  
NOAV = Notice of Alleged Violation

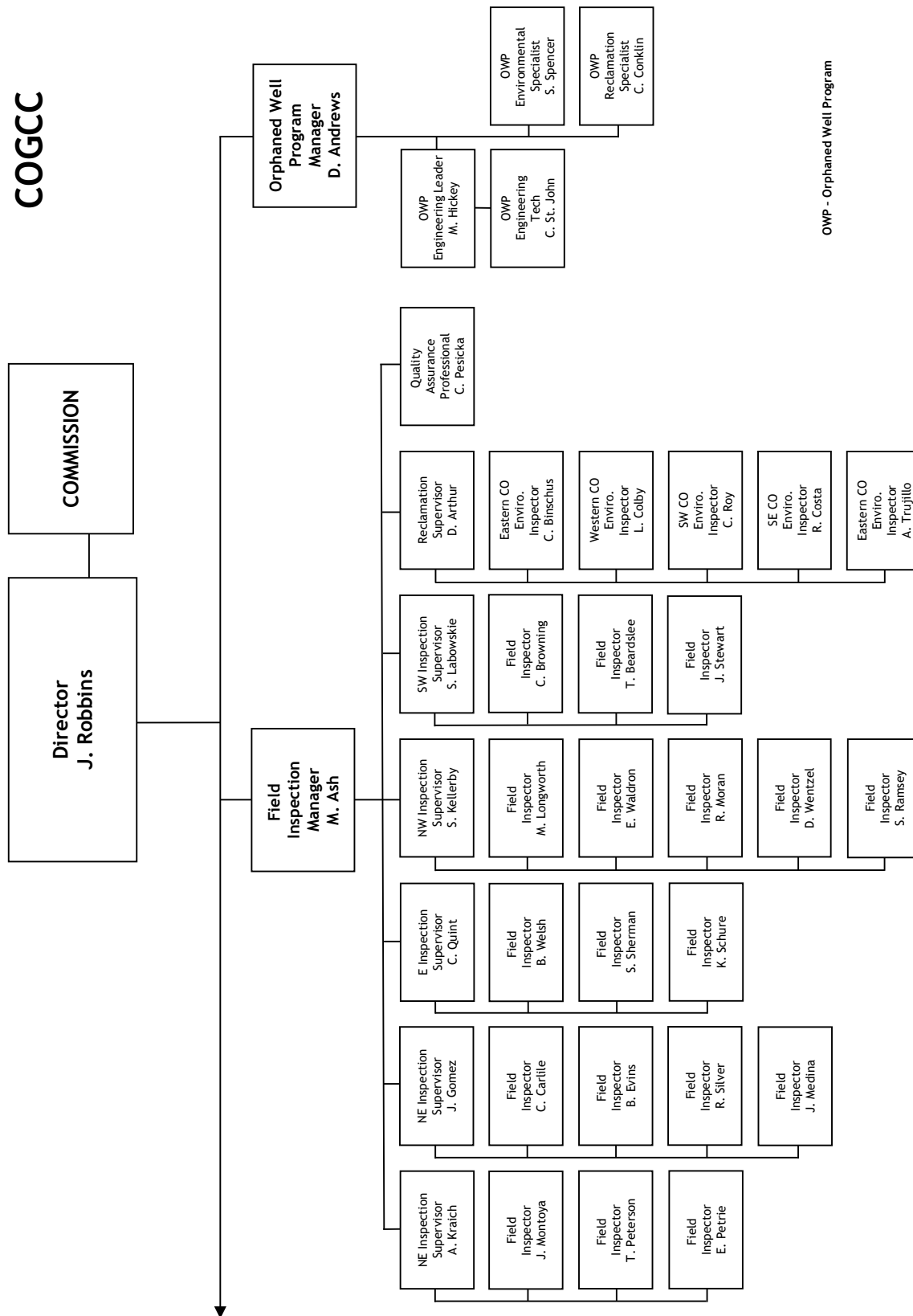


## COGCC





## COGCC



OWP - Orphaned Well Program



### Applications for Permit to Drill New Wells (Form 2s)

Mo - Yr	Received	Approved	Withdrawn	Rejected	Pending
May-18	1,099	327	54	89	4,423
Jun-18	712	436	81	56	4,898
Jul-18	914	466	58	73	5,040
Aug-18	866	392	30	45	5,551
Sep-18	709	435	77	24	5,628
Oct-18	1,087	596	39	9	6,002
Nov-18	826	715	132	18	6,307
Dec-18	604	687	73	31	6,149
Jan-19	590	244	95	26	6,376
Feb-19	445	307	65	32	6,444
Mar-19	500	397	132	21	6,403
Apr-19	522	156	136	18	6,446
May-19	35	41	109	56	6,272

### Oil and Gas Location Assessments (Form 2As)

Mo - Yr	Received	Approved	Withdrawn	Rejected	Pending
May-18	97	46	10	0	393
Jun-18	84	51	5	5	441
Jul-18	55	44	7	2	437
Aug-18	63	53	5	0	450
Sep-18	67	38	5	4	459
Oct-18	97	52	4	6	490
Nov-18	100	81	7	3	535
Dec-18	59	83	5	2	511
Jan-19	49	34	8	3	510
Feb-19	48	36	8	0	518
Mar-19	60	27	7	1	542
Apr-19	45	27	9	2	540
May-19	6	5	12	0	525

### Applications for Permit to Recomplete Existing Wells (Form 2s)

Mo - Yr	Received	Approved	Withdrawn	Rejected	Pending
May-18	9	3	0	0	26
Jun-18	5	4	0	0	27
Jul-18	1	11	0	0	17
Aug-18	3	1	0	0	18
Sep-18	7	0	0	0	22
Oct-18	4	0	0	0	29
Nov-18	3	4	0	0	27
Dec-18	1	0	0	0	29
Jan-19	6	2	0	0	30
Feb-19	3	2	0	0	33
Mar-19	10	4	7	0	33
Apr-19	4	3	1	0	30
May-19	0	0	0	0	30