



COGIS - Company Detail Report & Financial Assurance Plan Information

← → ↻ cogcc.state.co.us/data.html#/cogis

 **COLORADO**
Oil & Gas Conservation
Commission
Department of Natural Resources

Home | Contact Us | Help



About Us | Complaints | Dashboard | **Data** | Government | Hearings | Library | Maps | Media | Orphan Well Enterprise | Permits | Regulation

COGIS Database | COGIS Database (OLD) | Downloads | Field Scout Cards | Imaged Documents | Production By County

[Click here to open page in a new tab/window](#)

COLORADO OIL AND GAS INFORMATION SYSTEM (COGIS)

Inquiry

- [Facility](#)
- [Sample Site](#)
- [Production](#)
- [Levy](#)
- [Inspection/Incident](#)
- [Operator Name, Address and Financial Assurance](#)
- [Local Governments](#)
- [Reclamation Inspection Status Report By Operator](#)

<https://cogcc.state.co.us/data.html#/cogis>

COGIS - Company Detail Report & Financial Assurance Plan Information

COGIS - Operator Name, Address and Financial Assurance

COMPANY DETAIL REPORT

[Employee List](#)  [Doc](#)

HIGHPOINT OPERATING CORPORATION - 10071
 555 17TH ST STE 3700
 DENVER, CO 80202
 USA
 PHONE (303) 293-9100
 FAX (303) 291-0420
 EMERGENCY (303) 312-8170

Wells Operated as of April 30, 2022	565
Initial Financial Assurance Deadline	9/1/2022

Financial Assurance Plan
Not Yet Approved

- [Liability Insurance](#)
- [Annual Registration Data](#)
- [Well Status & Designation Data](#)
- [Well Plugging Data](#)
- [Inactive Wells](#)

[Previous 12 Months Production Data](#)



APPROVED OPERATION(S)

Operation Type	Start Date	End Date
DOWNSTREAM GAS FAC	10/01/2007	N/A
LEVY PAYOR	08/19/2004	N/A
OPERATOR	08/19/2004	N/A
PRODUCER	08/19/2004	N/A
SEISMIC OPERATOR	01/14/2008	10/07/2010

SURETY INFORMATION

Surety ID	Status	Bond Type	Amount	Coverage	Received	Instrument	Inst. #
20210000	ACTIVE	PLUGGING	\$50,402.00	INDIVIDUAL	12/28/2020	SURETY BOND	LPM9344469
20190014	ACTIVE	PLUGGING	\$520,000.00	EXCESS INACTIVE	2/20/2019	SURETY BOND	LPM9145060



Previous 12 Months Production for Financial Assurance Plan COGIS Tool

Option Determination Diagram

Export Monthly Production

Previous 12 Months Production for Financial Assurance Plan May 2021 - April 2022

Oil Production (BBL)	Gas Production (MCF)	Aggregate GOR	GOR Determination	Avg Daily Per-Well Production (BOE)	Avg Daily Per-Well Production (MCFE)	Financial Assurance Plan Option 1-4	Financial Assurance Plan Option 6 (IF Private)	Financial Assurance Plan Option 6 (IF Public)
4,591,676	20,894,565	4,655	BOE	3.29	229.26	3	Y	N

- Monthly production data is not available in the COGCC database until the Form 7s have been submitted by the Operator and approved by Staff.
- Rule 413 requires the Form 7 to be filed within 45 days after the end of the month being reported.
- The COGCC Production Staff generally approves Form 7s within 30 days of receipt. Form 7s that require additional review can take longer, thus to ensure accurate Option determination calculations for the Financial Assurance Plan, only reports more than 3 months prior to the current month will be used:
 - Form 7 for this month: Not due yet
 - Form 7 For 1 month ago (last month): Not due yet
 - Form 7 for 2 months ago: Due the 15th of this month, not approved yet
 - Form 7 for 3 months ago: Due the 15th of last month, not approved yet
 - Form 7 for 4 months ago: Approved - Last month of the 12 previous months

Oil Production (BBL)	Sum of monthly oil production (by API including all associated formation and wellbore completions)
Gas Production (MCF)	Sum of monthly gas production (by API including all associated formation and wellbore completions)
	Gas-to-Oil Ratio for the Operator's total production over the previous 12 months (Total Gas Produced x 1000) / Total Oil Produced

Test Data




COLORADO
Oil & Gas Conservation
Commission

Department of Natural Resources

Previous 12 Months Production for Financial Assurance Plan COGIS Tool

Option Determination Diagram

Export Monthly Production



Previous 12 Months Production for Financial Assurance Plan May 2021 - April 2022

Oil Production (BBL)	Gas Production (MCF)	Aggregate GOR	GOR Determination	Avg Daily Per-Well Production (BOE)	Avg Daily Per-Well Production (MCFE)	Financial Assurance Plan Option 1-4	Financial Assurance Plan Option 6 (IF Private)	Financial Assurance Plan Option 6 (IF Public)
4,591,676	20,894,565	4,655	BOE	3.29	229.26	3	Y	N

- Monthly production data is not available in the COGCC database until the Form 7s have been submitted by the Operator and approved by Staff.
- Rule 413 requires the Form 7 to be filed within 45 days after the end of the month being reported.
- The COGCC Production Staff generally approves Form 7s within 30 days of receipt. Form 7s that require additional review can take longer, thus to ensure accurate Option determination calculations for the Financial Assurance Plan, only reports more than 3 months prior to the current month will be used:
 - Form 7 for this month: Not due yet
 - Form 7 For 1 month ago (last month): Not due yet
 - Form 7 for 2 months ago: Due the 15th of this month, not approved yet
 - Form 7 for 3 months ago: Due the 15th of last month, not approved yet
 - Form 7 for 4 months ago: Approved - Last month of the 12 previous months

Oil Production (BBL)	Sum of monthly oil production (by API including all associated formation and wellbore completions)
Gas Production (MCF)	Sum of monthly gas production (by API including all associated formation and wellbore completions)
	Gas-to-Oil Ratio for the Operator's total production over the previous 12 months (Total Gas Produced x 1000) / Total Oil Produced

Test Data



COLORADO
Oil & Gas Conservation
Commission

Department of Natural Resources

Previous 12 Months Production for Financial Assurance Plan COGIS Tool


	A	B	C	D	E	F	G	H	I	J	K	L
1	API County	API Sequence	Year	Month	Days in Month	Oil Production (BBL)	Gas Production (MCF)	Monthly Production (BOE)	Monthly Production (MCFE)	DaysinMonth	Monthly Average Daily Production (BOE)	Monthly Average Daily Production (MCFE)
2	123	10578	2021	May	31	0	0	0	0	31	0.00	0.00
3	123	12590	2021	May	31	0	0	0	0	31	0.00	0.00
4	123	20821	2021	May	31	0	0	0	0	31	0.00	0.00
5	123	20833	2021	May	31	0	0	0	0	31	0.00	0.00
6	123	20839	2021	May	31	0	0	0	0	31	0.00	0.00
7	123	21903	2021	May	31	0	0	0	0	31	0.00	0.00
8	123	22020	2021	May	31	0	0	0	0	31	0.00	0.00
9	123	22021	2021	May	31	0	0	0	0	31	0.00	0.00
10	123	22062	2021	May	31	0	0	0	0	31	0.00	0.00
11	123	22063	2021	May	31	0	0	0	0	31	0.00	0.00
12	123	22064	2021	May	31	0	0	0	0	31	0.00	0.00
13	123	22260	2021	May	31	66	290	116	673	31	3.74	21.71
14	123	22288	2021	May	31	40	277	88	509	31	2.84	16.42
15	123	22292	2021	May	31	40	277	88	509	31	2.84	16.42
16	123	22293	2021	May	31	40	264	86	496	31	2.77	16.00
17	123	22601	2021	May	31	0	0	0	0	31	0.00	0.00
18	123	22602	2021	May	31	0	0	0	0	31	0.00	0.00
19	123	22642	2021	May	31	0	0	0	0	31	0.00	0.00
20	123	23945	2021	May	31	0	0	0	0	31	0.00	0.00
21	123	23967	2021	May	31	0	0	0	0	31	0.00	0.00
22	123	24031	2021	May	31	30	224	69	398	31	2.23	12.84
23	123	25421	2021	May	31	0	0	0	0	31	0.00	0.00
24	123	25422	2021	May	31	0	0	0	0	31	0.00	0.00
25	123	25423	2021	May	31	70	1,897	397	2,303	31	12.81	74.29
26	123	25424	2021	May	31	0	0	0	0	31	0.00	0.00
27	123	25446	2021	May	31	0	0	0	0	31	0.00	0.00
28	123	26053	2021	May	31	0	0	0	0	31	0.00	0.00
29	123	26542	2021	May	31	0	0	0	0	31	0.00	0.00
30	123	30556	2021	May	31	0	0	0	0	31	0.00	0.00
31	123	30574	2021	May	31	0	0	0	0	31	0.00	0.00
32	123	30584	2021	May	31	896	5,746	1,887	10,943	31	60.87	353.00
33	123	30586	2021	May	31	101	73	114	659	31	3.68	21.26
34	123	30631	2021	May	31	68	201	103	595	31	3.32	19.19
35	123	30920	2021	May	31	144	483	227	1,318	31	7.32	42.52
36	123	30994	2021	May	31	362	852	509	2,952	31	16.42	95.23
37	123	31047	2021	May	31	0	0	0	0	31	0.00	0.00

Export of monthly production data over previous 12 Months
(from Form 7s - Monthly Operations report)

Test Data



Previous 12 Months Production for Financial Assurance Plan COGIS Tool



[Option Determination Diagram](#)

[Export Monthly Production](#)

Previous 12 Months Production for Financial Assurance Plan May 2021 - April 2022

Oil Production (BBL)	Gas Production (MCF)	Aggregate GOR	GOR Determination	Avg Daily Per-Well Production (BOE)	Avg Daily Per-Well Production (MCFE)	Financial Assurance Plan Option 1-4	Financial Assurance Plan Option 6 (IF Private)	Financial Assurance Plan Option 6 (IF Public)
4,591,676	20,894,565	4,655	BOE	3.29	229.26	3	Y	N

- Monthly production data is not available in the COGCC database until the Form 7s have been submitted by the Operator and approved by Staff.
- Rule 413 requires the Form 7 to be filed within 45 days after the end of the month being reported.
- The COGCC Production Staff generally approves Form 7s within 30 days of receipt. Form 7s that require additional review can take longer, thus to ensure accurate Option determination calculations for the Financial Assurance Plan, only reports more than 3 months prior to the current month will be used:
 - Form 7 for this month: Not due yet
 - Form 7 For 1 month ago (last month): Not due yet
 - Form 7 for 2 months ago: Due the 15th of this month, not approved yet
 - Form 7 for 3 months ago: Due the 15th of last month, not approved yet
 - Form 7 for 4 months ago: Approved - Last month of the 12 previous months

Oil Production (BBL)	Sum of monthly oil production (by API including all associated formation and wellbore completions)
Gas Production (MCF)	Sum of monthly gas production (by API including all associated formation and wellbore completions)
	Gas-to-Oil Ratio for the Operator's total production over the previous 12 months <i>(Total Gas Produced x 1000) / Total Oil Produced</i>

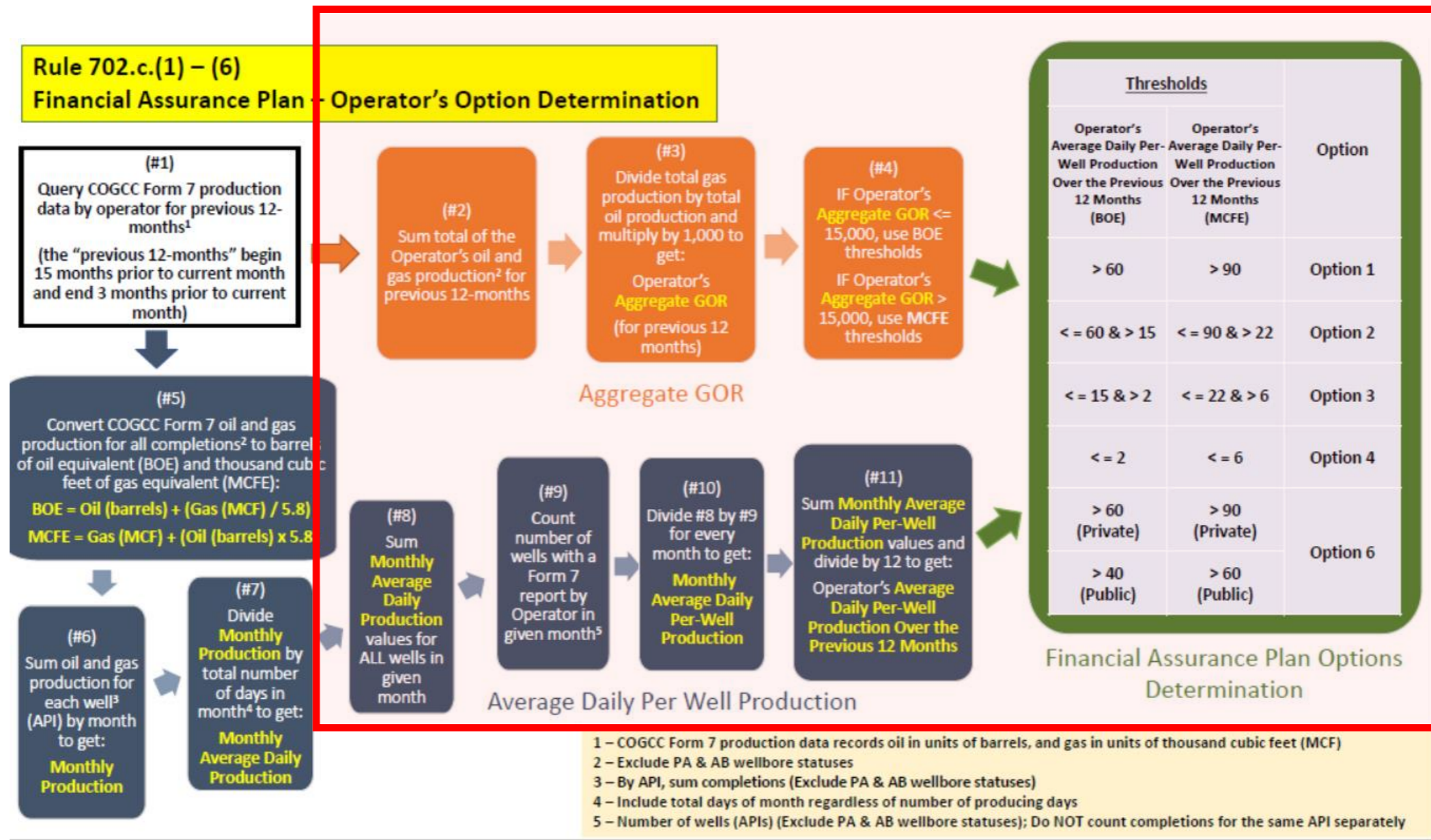
Test Data



COLORADO
Oil & Gas Conservation
Commission

Department of Natural Resources

Previous 12 Months Production for Financial Assurance Plan COGIS Tool



- Use monthly production data over previous 12 Months export
- Start with Step #8 for Average Daily Per Well Production calculation

